

FIA Formula 2 Championship

Qualifying 2 - Sector Analysis Report

Lap S1 Time S1 Spd S2 Time S2 Spd S3 Time S3 Spd Lap Time Pit Lap S1 Time S1 Spd S2 Time S2 Spd S3 Time S3 Spd Lap Time Pit

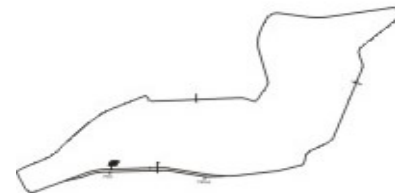
2 HOENTHAL						SWE		Mafi - Sweden Team							
1	11:04.447	196.7	50.249	203.3	36.914	219.1	12:31.610	9	25.868	233.1	42.515	207.6	40.762	224.0	1:49.145
2	27.535	216.5	45.859	204.5	36.303	222.0	1:49.697	10	26.280	230.1	43.626	206.1	33.531	225.0	1:43.437
3	28.147	218.7	45.822	207.6	36.310	222.0	1:50.279	11	25.104	236.6	41.714	207.2	32.813	225.0	1:39.631
4	25.799	231.6	43.388	207.2	33.806	225.0	1:42.993	12	24.994	236.6	41.737	207.6	32.716	227.0	1:39.447
5	25.701	232.1	46.862	204.5	34.935	210.0	1:47.498	13	24.902	237.1	41.535	208.0	33.036	226.0	1:39.473
6	26.982	229.7	45.153	176.4	36.362	223.0	1:48.497	14	24.902	237.1	41.646	208.0	33.096	226.0	1:39.644
7	26.939	225.9	44.547	206.5	41.736		1:53.222 Pit								
8	6:06.871	219.6	45.317	206.1	34.098	224.0	7:26.286								

3 PALMER						GBR		Comma Oil							
1	11:40.770	176.8	49.169	205.3	39.246	220.0	13:09.185	9	5:58.201	228.7	43.068	203.3	37.514	220.0	7:18.783
2	26.692	219.1	43.217	203.3	34.653	221.0	1:44.562	10	26.110	233.1	41.766	207.2	34.907	223.0	1:42.783
3	25.646	232.6	42.929	205.7	33.489	224.0	1:42.064	11	25.144	235.1	41.250	208.0	34.406	224.0	1:40.800
4	25.468	235.1	42.057	206.5	33.533	224.0	1:41.058	12	25.131	234.6	41.404	208.4	32.922	226.0	1:39.457
5	25.246	235.1	42.327	206.1	33.042	225.0	1:40.615	13	24.957	237.1	41.102	206.8	32.913	225.0	1:38.972
6	25.034	235.1	42.061	206.5	33.138	225.0	1:40.233	14	26.634	212.3	44.520	204.1	33.409	224.0	1:44.563
7	25.022	236.1	42.483	206.8	33.307	224.0	1:40.812								
8	25.451	234.1	42.538	206.8	46.762		1:54.751 Pit								

4 JOUSSE						FRA		E Leclerc							
1	10:47.710	135.2	50.754	153.4	38.615	221.0	12:17.079	9	25.097	236.1	41.449	204.9	32.863	224.0	1:39.409
2	28.588	226.8	46.560	200.3	47.507	224.0	2:02.655	10	24.917	238.1	41.171	206.5	32.788	223.0	1:38.876
3	25.708	232.1	47.458	141.3	37.260	222.0	1:50.426	11	26.021	170.2	43.717	205.3	33.015	225.0	1:42.753
4	25.165	235.6	41.841	205.3	35.960	224.0	1:42.966	12	24.803	237.1	41.078	207.6	32.938	224.0	1:38.819
5	25.164	234.1	41.608	206.1	32.982	226.0	1:39.754	13	24.833	237.6	1:07.298	111.5	38.728	224.0	2:10.859
6	25.029	228.7	44.629	191.4	38.368		1:48.026 Pit	14	25.029	236.1	41.532	206.5	33.392	225.0	1:39.953
7	5:34.513	230.1	43.235	202.2	36.323	223.0	6:54.071								
8	25.178	235.1	41.460	206.5	32.889	224.0	1:39.527								

5 BRUNDLE						GBR		Sen - GAC - Nasstar							
1	10:40.300	215.2	44.184	175.6	34.704	219.1	11:59.188	9	25.250	235.1	41.598	206.8	32.824	225.0	1:39.672
2	26.054	232.1	42.543	206.5	33.715	224.0	1:42.312	10	25.089	235.1	41.199	207.6	32.722	224.0	1:39.010
3	25.502	234.6	41.756	207.2	33.095	224.0	1:40.353	11	26.086	178.8	45.034	206.1	33.264	225.0	1:44.384
4	25.195	235.1	41.442	207.2	33.019	224.0	1:39.656	12	25.071	236.6	41.124	207.6	32.678	225.0	1:38.873
5	25.181	233.6	42.405	207.2	33.353	226.0	1:40.939	13	24.840	236.6	41.129	207.6	32.579	226.0	1:38.548
6	25.214	238.1	43.606	150.2	35.433	227.0	1:44.253	14	24.947	236.6	41.909	202.2	32.947	224.0	1:39.803
7	25.102	236.6	41.583	206.5	41.210		1:47.895 Pit	15	24.977	237.1	41.038	208.4	32.562	224.0	1:38.577
8	4:51.191	191.2	46.905	190.4	35.309	224.0	6:13.405								

6 EBRAHIM						IND		JK Racing							
1	10:57.610	199.2	47.818	197.0	37.120	222.0	12:22.548	6	8:41.825	206.7	49.045	204.1	36.446	223.0	10:07.316
2	26.518	228.7	43.860	208.8	38.680	225.0	1:49.058	7	25.613	234.6	42.032	206.5	33.652	223.0	1:41.297
3	26.385	230.1	42.495	208.8	33.236	222.0	1:42.116	8	25.315	234.6	42.158	205.7	33.181	220.0	1:40.654
4	25.242	234.6	42.513	208.0	33.238	223.0	1:40.993	9	27.290	193.3	48.540	194.5	47.506		2:03.336 Pit
5	25.420	235.1	43.160	206.1	41.541		1:50.121 Pit								



Weather/Track: Sun 21°/Dry 33°

Circuit Length - 4.909 kilometres
Autodromo Enzo e Dino Ferrari
Imola

FIA Formula 2 Championship

Qualifying 2 - Sector Analysis Report

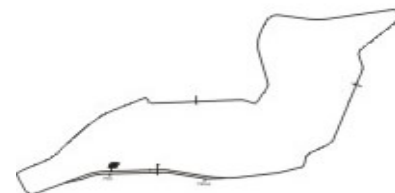
Lap S1 Time S1 Spd S2 Time S2 Spd S3 Time S3 Spd Lap Time Pit Lap S1 Time S1 Spd S2 Time S2 Spd S3 Time S3 Spd Lap Time Pit

8 HEGEWALD						GER		Interwetten							
1	11:50.429	200.7	53.576	203.3	44.630	13:28.635	Pit	9	24.899	237.1	41.210	208.4	32.862	223.0	1:38.971
2	1:59.115	230.1	42.778	206.1	33.157	224.0	3:15.050	10	24.768	238.1	41.169	209.3	32.876	226.0	1:38.813
3	25.205	237.6	41.803	209.3	32.965	225.0	1:39.973	11	24.639	238.6	41.178	208.4	32.619	228.0	1:38.436
4	24.819	238.1	42.823	198.1	33.590	227.0	1:41.232	12	25.970	202.2	43.911	207.6	32.611	229.0	1:42.492
5	24.731	238.6	43.516	164.6	33.330	227.0	1:41.577	13	24.904	238.6	41.416	207.6	32.837	229.0	1:39.157
6	24.653	238.6	41.516	207.6	33.061	226.0	1:39.230	14	24.676	239.2	45.447	206.5	44.534		1:54.657 Pit
7	24.647	237.6	41.527	207.6	41.692		1:47.866 Pit								
8	4:44.208	148.5	46.865	203.3	38.079	225.0	6:09.152								

9 GANDOLFI						ITA		Piscine Laghetto							
1	11:40.366	202.2	49.216	201.4	34.650	221.0	13:04.232	9	25.489	234.1	42.036	205.3	33.677	219.1	1:41.202
2	26.073	229.7	43.210	206.5	34.061	225.0	1:43.344	10	25.824	232.1	42.193	204.5	33.628	223.0	1:41.645
3	25.784	228.7	43.006	207.6	33.746	222.0	1:42.536	11	25.466	234.6	42.003	206.1	33.321	225.0	1:40.790
4	25.605	234.1	42.699	206.8	33.377	225.0	1:41.681	12	25.151	235.1	42.255	205.7	33.182	223.0	1:40.588
5	25.194	232.6	42.765	204.5	33.280	225.0	1:41.239	13	25.327	233.6	43.853	133.1	46.851	223.0	1:56.031
6	25.457	234.6	44.603	204.5	40.916		1:50.976 Pit	14	25.380	233.6	42.767	204.9	33.740	224.0	1:41.887
7	6:01.959	209.1	47.995	203.3	36.681	220.0	7:26.635								
8	25.792	229.7	42.925	204.5	33.470	224.0	1:42.187								

10 DE MARCO						ITA		Friulana Flange							
1	11:38.735	180.5	47.883	204.1	35.795	223.0	13:02.413	9	25.221	236.1	41.208	206.8	33.048	224.0	1:39.477
2	26.102	232.1	42.802	207.2	34.314	222.0	1:43.218	10	25.985	217.8	43.747	200.3	34.250	225.0	1:43.982
3	25.663	234.1	41.946	208.0	33.346	224.0	1:40.955	11	25.024	237.6	41.207	207.2	32.788	225.0	1:39.019
4	25.272	235.1	41.710	207.2	33.323	225.0	1:40.305	12	24.977	237.1	41.194	206.8	32.994	224.0	1:39.165
5	25.045	236.1	41.681	207.2	33.401	226.0	1:40.127	13	24.951	236.1	41.308	206.5	32.904	225.0	1:39.163
6	25.074	236.1	41.847	208.4	39.635		1:46.556 Pit	14	28.293	158.4	49.467	200.0	33.943	226.0	1:51.703
7	6:05.405	205.2	45.788	204.5	33.853	221.0	7:25.046								
8	25.262	234.6	41.462	206.1	33.196	223.0	1:39.920								

11 CLARKE						GBR		KSS Design Group							
1	11:15.286	192.6	49.393	204.5	34.972	218.1	12:39.651	9	25.092	234.6	40.844	207.2	32.866	222.0	1:38.802
2	25.927	231.6	42.549	205.3	33.574	227.0	1:42.050	10	25.013	236.1	40.848	205.7	32.866	222.0	1:38.727
3	25.685	235.1	43.227	207.2	35.554	221.0	1:44.466	11	31.751	194.6	51.677	128.7	41.407	223.0	2:04.835
4	25.249	234.6	41.448	205.7	33.232	226.0	1:39.929	12	25.164	235.6	41.278	208.0	33.320	224.0	1:39.762
5	25.060	235.1	41.494	205.7	33.088	224.0	1:39.642	13	30.791	134.0	49.384	206.1	33.438	223.0	1:53.613
6	25.099	235.6	43.124	206.1	38.105		1:46.328 Pit	14	25.057	236.6	42.161	203.7	38.746	226.0	1:45.964
7	4:40.171	220.0	44.387	202.2	33.966	224.0	5:58.524	15	25.084	235.1	41.316	205.7	32.825	223.0	1:39.225
8	25.394	234.6	41.168	206.8	32.586	223.0	1:39.148								



Weather/Track: Sun 21°/Dry 33°

Circuit Length - 4.909 kilometres
Autodromo Enzo e Dino Ferrari
Imola

Printed at 10:04, Sunday, 20 September, 2009

© MST Systems Ltd, 2005 (www.mstworld.com)

Page 2

FIA Formula 2 Championship

Qualifying 2 - Sector Analysis Report

Lap S1 Time S1 Spd S2 Time S2 Spd S3 Time S3 Spd Lap Time Pit Lap S1 Time S1 Spd S2 Time S2 Spd S3 Time S3 Spd Lap Time Pit

12 WICKENS

CAN

Red Bull - Lukoil

1	11:59.801	215.7	46.829	203.3	40.432	225.0	13:27.062	9	24.526	238.1	41.163	208.0	37.501		1:43.190	Pit
2	25.499	233.6	44.342	192.1	34.728	226.0	1:44.569	10	5:23.250	193.3	48.343	204.1	39.472	228.0	6:51.065	
3	25.431	236.1	41.612	209.3	32.853	226.0	1:39.896	11	24.911	236.6	40.829	208.4	32.184	229.0	1:37.924	
4	24.965	237.6	41.292	207.2	32.630	229.0	1:38.887	12	24.576	238.6	40.621	209.3	32.204	230.1	1:37.401	
5	24.782	237.1	43.904	205.7	37.864	229.0	1:46.550	13	24.432	239.2	40.817	208.8	32.327	228.0	1:37.576	
6	24.694	238.1	42.274	206.8	32.659	229.0	1:39.627	14	25.039	239.2	41.860	209.3	34.619	227.0	1:41.518	
7	24.518	239.2	41.623	204.1	37.311	228.0	1:43.452									
8	24.626	238.6	41.389	206.8	32.522	228.0	1:38.537									

14 BORTOLOTTI

ITA

Red Bull

1	10:47.509	163.3	48.471	190.4	39.261	222.0	12:15.241	9	24.881	236.1	41.348	207.6	39.102		1:45.331	Pit
2	28.344	215.7	46.978	165.8	39.926	225.0	1:55.248	10	4:52.649	194.6	43.667	206.5	33.006	225.0	6:09.322	
3	28.663	146.5	49.449	201.4	35.249	225.0	1:53.361	11	26.355	227.3	43.079	204.1	35.205	226.0	1:44.639	
4	25.298	237.1	41.353	207.2	34.798	225.0	1:41.449	12	24.646	238.1	40.713	208.8	32.336	229.0	1:37.695	
5	25.073	236.1	41.239	208.4	32.725	227.0	1:39.037	13	24.636	239.7	40.591	207.6	32.289	231.1	1:37.516	
6	24.817	238.6	42.068	208.0	32.826	227.0	1:39.711	14	24.548	238.6	40.726	208.4	32.337	226.0	1:37.611	
7	24.719	237.6	41.371	207.2	32.771	226.0	1:38.861	15	24.653	237.1	43.681	182.7	36.122	226.0	1:44.456	
8	24.690	239.2	41.267	207.6	32.751	226.0	1:38.708									

15 ALESHIN

RUS

Red Bull - Lukoil

1	11:29.721	217.4	1:51.003		1:43.739		15:04.463	Pit	6	24.764	239.2	41.185	208.4	32.403	228.0	1:38.352
2	11:59.180	178.2	46.730	206.5	34.097	224.0	13:20.007		7	24.605	239.2	41.045	208.4	32.536	228.0	1:38.186
3	25.062	237.1	41.381	207.2	32.846	227.0	1:39.289		8	24.493	238.6	43.734	164.3	35.290	227.0	1:43.517
4	24.902	237.6	41.518	207.6	32.738	225.0	1:39.158		9	24.737	238.6	41.559	208.4	32.578	227.0	1:38.874
5	29.028	130.0	50.727	208.4	38.374	228.0	1:58.129									

16 PISCOPO

ITA

Auto Capital

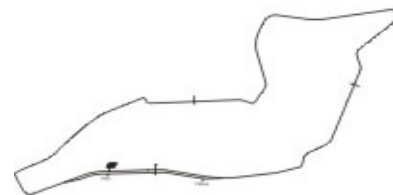
1	10:42.734	198.5	45.138	201.8	36.009	223.0	12:03.881	9	25.292	236.1	41.200	208.4	32.550	225.0	1:39.042	
2	26.254	230.1	43.097	204.1	34.319	221.0	1:43.670	10	26.869	225.0	42.600	205.7	33.274	224.0	1:42.743	
3	25.818	233.1	42.323	207.2	36.435	222.0	1:44.576	11	25.137	236.6	41.294	207.6	32.550	227.0	1:38.981	
4	25.494	233.6	42.094	208.4	33.055	224.0	1:40.643	12	24.955	237.6	40.956	206.8	32.649	227.0	1:38.560	
5	25.365	235.1	41.677	206.5	32.975	223.0	1:40.017	13	24.957	236.6	46.840	134.4	38.813	225.0	1:50.610	
6	25.752	234.1	43.091	205.7	40.986		1:49.829	Pit	14	25.017	236.6	41.170	208.0	32.438	223.0	1:38.625
7	6:22.188	167.3	46.902	196.7	34.361	225.0	7:43.451									
8	25.287	235.1	41.520	206.5	32.740	224.0	1:39.547									

17 IACONELLI

BRA

Iaconelli.com

1	11:02.073	222.2	45.441	204.5	41.634		12:29.148	Pit	8	24.974	236.1	41.075	208.0	32.799	222.0	1:38.848
2	1:55.115	227.8	44.062	205.7	33.846	220.0	3:13.023		9	28.287	148.3	47.556	206.8	36.396	222.0	1:52.239
3	25.665	233.6	42.442	205.7	33.627	220.0	1:41.734		10	24.961	235.6	41.243	208.4	32.864	223.0	1:39.068
4	25.351	234.6	42.239	206.1	33.116	222.0	1:40.706		11	24.799	236.6	41.183	208.0	32.735	223.0	1:38.717
5	25.250	234.6	43.189	204.9	41.317		1:49.756	Pit	12	24.791	237.6	41.368	207.6	32.878	229.0	1:39.037
6	6:16.068	184.2	46.072	166.1	37.410	222.0	7:39.550		13	26.527	234.6	42.417	207.6	32.842	225.0	1:41.786
7	25.317	232.1	41.567	205.7	32.735	221.0	1:39.619									



Weather/Track: Sun 21°/Dry 33°

Circuit Length - 4.909 kilometres
Autodromo Enzo e Dino Ferrari
Imola

Printed at 10:04, Sunday, 20 September, 2009

© MST Systems Ltd, 2005 (www.mstworld.com)

Page 3

FIA Formula 2 Championship

Qualifying 2 - Sector Analysis Report

Lap S1 Time S1 Spd S2 Time S2 Spd S3 Time S3 Spd Lap Time Pit Lap S1 Time S1 Spd S2 Time S2 Spd S3 Time S3 Spd Lap Time Pit

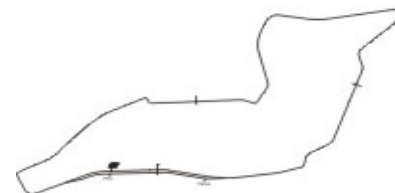
18 GACHNANG SUI Motorex															
1	11:05.809	215.7	46.236	201.4	35.105	219.1	12:27.150	4	25.288	234.6	41.866	205.3	35.225	224.0	1:42.379
2	27.209	225.9	43.210	204.9	34.776	222.0	1:45.195								
3	25.992	225.9	44.218	201.8	33.998	220.0	1:44.208								

20 HOING GER HASKAMP															
1	11:19.155	205.2	49.052	196.0	43.698		12:51.905 Pit	9	5:19.549	202.9	44.548	201.4	33.716	218.1	6:37.813
2	1:18.520	214.4	44.650	204.5	33.995	220.0	2:37.165	10	25.717	232.1	41.769	206.1	33.102	223.0	1:40.588
3	25.539	231.1	42.484	204.9	33.697	220.0	1:41.720	11	25.166	234.6	42.538	206.8	33.124	223.0	1:40.828
4	25.510	231.1	45.125	204.9	34.505	221.0	1:45.140	12	25.086	234.6	41.568	206.1	32.982	223.0	1:39.636
5	25.325	231.6	42.533	206.1	33.336	220.0	1:41.194	13	24.918	234.6	41.689	206.1	32.924	223.0	1:39.531
6	25.080	234.1	42.114	204.1	33.357	220.0	1:40.551	14	25.002	233.1	41.445	206.1	33.049	220.0	1:39.496
7	25.061	233.6	41.787	205.7	32.972	221.0	1:39.820								
8	25.373	233.1	42.630	206.1	38.836		1:46.839 Pit								

21 VASILIAUSKAS LTU Darsena Management															
1	11:01.027	171.8	48.555	195.2	36.573	213.5	12:26.155	9	7:02.920	180.8	50.917	184.9	33.683	224.0	8:27.520
2	29.723	220.4	45.285	185.5	36.069	225.0	1:51.077	10	25.243	237.6	41.095	206.8	32.745	227.0	1:39.083
3	25.475	234.1	42.199	208.8	33.142	225.0	1:40.816	11	24.915	237.6	40.481	210.5	32.606	226.0	1:38.002
4	25.114	237.6	41.368	208.8	33.168	225.0	1:39.650	12	28.269	196.0	45.130	208.4	33.052	227.0	1:46.451
5	25.212	236.1	41.311	207.6	33.418	225.0	1:39.941	13	24.826	238.6	40.808	208.8	33.790	226.0	1:39.424
6	25.024	237.1	41.757	207.2	32.872	227.0	1:39.653	14	24.834	237.6	40.874	208.8	32.500	225.0	1:38.208
7	25.004	236.6	41.254	208.4	32.842	228.0	1:39.100								
8	24.951	237.1	41.292	208.4	37.194		1:43.437 Pit								

22 SOUCEK ESP FK-Automotive															
1	11:48.285	181.1	50.334	198.5	36.332	218.1	13:14.951	9	24.881	237.6	40.959	208.8	32.683	224.0	1:38.523
2	29.060	223.6	44.904	201.1	34.806	222.0	1:48.770	10	29.043	174.5	45.477	159.0	33.835	226.0	1:48.355
3	25.618	234.1	41.708	208.4	35.221	223.0	1:42.547	11	24.764	237.1	40.635	209.3	32.264	227.0	1:37.663
4	24.992	237.6	41.311	207.2	32.777	225.0	1:39.080	12	24.615	238.6	40.604	208.0	32.349	227.0	1:37.568
5	24.853	237.1	44.673	186.5	35.299	226.0	1:44.825	13	24.633	238.6	40.572	209.3	32.351	226.0	1:37.556
6	24.881	237.6	41.166	206.8	37.087	228.0	1:43.134	14	24.489	238.6	40.782	206.1	36.864	228.0	1:42.135
7	24.821	238.6	41.234	206.5	39.856		1:45.911 Pit								
8	6:35.206	231.1	43.184	199.2	34.163	223.0	7:52.553								

23 KARJALAINEN FIN Everyman - LTC Rakennus															
1	11:10.539	180.2	47.557	183.6	36.542	207.4	12:34.638	9	25.321	236.1	42.409	208.0	33.364	225.0	1:41.094
2	27.694	228.2	44.519	204.5	34.621	227.0	1:46.834	10	24.892	237.6	41.759	206.1	32.989	225.0	1:39.640
3	25.740	236.1	43.262	204.1	37.615	224.0	1:46.617	11	27.029	230.1	43.129	206.8	36.472	224.0	1:46.630
4	25.403	236.1	42.441	206.1	33.494	225.0	1:41.338	12	24.699	237.6	41.524	208.0	32.979	226.0	1:39.202
5	25.334	234.6	43.216	205.7	33.607	226.0	1:42.157	13	24.760	236.6	41.386	207.6	32.673	226.0	1:38.819
6	26.155	234.6	43.392	206.1	33.372	225.0	1:42.919	14	24.758	238.6	41.668	207.6	32.891	226.0	1:39.317
7	25.202	236.6	42.437	206.8	39.968		1:47.607 Pit	15	24.796	238.6	41.379	209.7	32.798	225.0	1:38.973
8	4:40.401	214.4	45.049	204.9	34.308	225.0	5:59.758								



Weather/Track: Sun 21° /Dry 33°

Circuit Length - 4.909 kilometres
Autodromo Enzo e Dino Ferrari
Imola

Printed at 10:04, Sunday, 20 September, 2009

© MST Systems Ltd, 2005 (www.mstworld.com)

Page 4

FIA Formula 2 Championship

Qualifying 2 - Sector Analysis Report

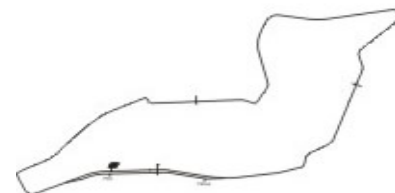
Lap S1 Time S1 Spd S2 Time S2 Spd S3 Time S3 Spd Lap Time Pit Lap S1 Time S1 Spd S2 Time S2 Spd S3 Time S3 Spd Lap Time Pit

24 GLADDIS				GBR				Marrache & Co							
1	10:40.296	195.0	46.011	204.1	34.382	219.1	12:00.689	9	25.553	233.1	41.746	204.5	32.801	221.0	1:40.100
2	26.395	230.1	43.078	204.5	33.956	221.0	1:43.429	10	25.460	233.1	41.306	204.5	1:03.785	220.0	2:10.551
3	26.285	227.8	42.900	204.9	33.396	222.0	1:42.581	11	1:34.765	204.0	46.437	175.0	36.184	223.0	2:57.386
4	25.778	232.1	41.984	205.3	33.312	220.0	1:41.074	12	25.534	232.1	41.609	206.1	32.933	220.0	1:40.076
5	25.489	232.6	41.755	206.5	33.164	222.0	1:40.408	13	25.328	234.1	41.393	206.1	32.651	226.0	1:39.372
6	25.600	233.6	42.895	203.7	39.226		1:47.721 Pit	14	25.061	236.1	41.575	204.9	34.980	224.0	1:41.616
7	4:11.287	177.6	44.121	198.5	33.803	221.0	5:29.211	15	25.135	236.6	41.952	206.5	34.867	222.0	1:41.954
8	25.781	232.1	41.651	204.9	32.842	220.0	1:40.274								

25 PAVLOVIC				SRB				Bobby Tech							
1	11:29.266	221.3	45.366	205.3	36.636	221.0	12:51.268	10	3:45.841	231.6	43.053	207.6	33.454	224.0	5:02.348
2	25.728	232.6	42.472	206.8	33.839	223.0	1:42.039	11	25.020	238.1	41.771	208.8	32.804	225.0	1:39.595
3	25.350	233.6	41.759	206.8	32.789	223.0	1:39.898	12	24.728	237.1	40.925	209.7	32.855	224.0	1:38.508
4	26.432	212.7	50.268	203.0	33.140	224.0	1:49.840	13	24.660	238.6	40.840	208.4	32.323	227.0	1:37.823
5	24.991	235.1	41.092	208.0	32.710	226.0	1:38.793	14	24.519	238.6	42.354	207.2	37.298	229.0	1:44.171
6	24.866	236.1	42.104	204.9	36.651	224.0	1:43.621	15	24.577	238.6	41.136	209.3	32.347	226.0	1:38.060
7	24.808	237.1	41.207	208.0	32.627	224.0	1:38.642	16	1:00.282	141.4	47.476	163.6	47.842		2:35.600 Pit
8	24.866	236.1	41.061	208.0	32.559	225.0	1:38.486								
9	24.868	237.6	41.599	208.8	38.318		1:44.785 Pit								

27 SANCHEZ				ESP				Go-Karts Orihuela Costa							
1	11:49.611	176.5	53.624	200.7	38.383	178.0	13:21.618	9	25.523	234.1	44.110	207.2	33.360	225.0	1:42.993
2	30.983	163.8	48.820	204.1	35.367	220.0	1:55.170	10	25.327	234.1	42.798	206.5	34.528	225.0	1:42.653
3	26.336	226.8	43.241	205.7	33.960	221.0	1:43.537	11	24.838	235.6	41.276	208.0	32.711	228.0	1:38.825
4	25.634	232.6	42.367	206.1	33.716	224.0	1:41.717	12	26.333	200.0	46.925	176.7	35.868	226.0	1:49.126
5	25.427	234.6	42.400	206.5	33.186	223.0	1:41.013	13	24.887	236.6	41.234	206.5	33.406	228.0	1:39.527
6	25.097	232.6	42.093	206.5	33.182	224.0	1:40.372	14	24.976	234.6	43.619	205.7	33.456	224.0	1:42.051
7	25.536	233.1	43.024	206.5	38.387		1:46.947 Pit								
8	5:50.097	222.7	44.195	205.7	34.138	222.0	7:08.430								

31 MOORE				GBR				Olney Tyres & Exhausts							
1	11:51.481	186.7	53.032	180.3	37.155	218.1	13:21.668	9	5:03.103	228.2	43.823	206.1	33.836	220.0	6:20.762
2	26.333	225.0	43.553	203.7	33.811	222.0	1:43.697	10	25.691	229.2	42.530	206.5	32.894	222.0	1:41.115
3	25.748	233.1	42.641	207.2	33.457	223.0	1:41.846	11	25.042	234.6	41.467	206.8	33.009	224.0	1:39.518
4	25.489	233.6	42.209	205.7	33.213	222.0	1:40.911	12	25.064	235.6	41.292	207.6	32.706	224.0	1:39.062
5	25.402	233.1	43.395	201.4	34.303	227.0	1:43.100	13	24.987	236.1	42.149	207.6	32.978	222.0	1:40.114
6	25.351	233.1	42.205	206.5	35.441	225.0	1:42.997	14	25.189	236.6	41.420	206.1	32.682	223.0	1:39.291
7	25.061	238.1	41.849	206.8	33.200	224.0	1:40.110	15	25.147	233.1	41.479	206.5	32.799	223.0	1:39.425
8	25.167	234.6	42.344	206.5	38.798		1:46.309 Pit								



Weather/Track: Sun 21°/Dry 33°

Circuit Length - 4.909 kilometres
Autodromo Enzo e Dino Ferrari
Imola

Printed at 10:04, Sunday, 20 September, 2009

© MST Systems Ltd, 2005 (www.mstworld.com)

Page 5

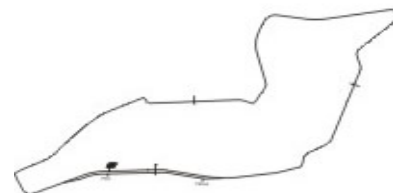
FIA Formula 2 Championship

Qualifying 2 - Sector Analysis Report

Lap S1 Time S1 Spd S2 Time S2 Spd S3 Time S3 Spd Lap Time Pit Lap S1 Time S1 Spd S2 Time S2 Spd S3 Time S3 Spd Lap Time Pit

33 ENG				AUT				European Racing Events							
1	10:55.990	190.2	47.684	161.9	37.470	219.1	12:21.144	9	5:31.764	169.1	45.090	204.5	33.760	220.0	6:50.614
2	26.022	226.8	42.478	188.8	34.656	219.1	1:43.156	10	25.233	233.1	40.712	208.8	32.415	224.0	1:38.360
3	25.560	233.1	41.399	206.5	32.882	221.0	1:39.841	11	27.892	201.8	44.915	130.5	35.941	223.0	1:48.748
4	25.092	236.1	41.422	206.8	33.415	222.0	1:39.929	12	25.108	234.6	40.972	207.2	32.399	223.0	1:38.479
5	27.228	187.0	43.639	192.1	33.190	221.0	1:44.057	13	24.960	235.1	40.964	206.1	32.446	222.0	1:38.370
6	25.071	234.6	43.043	179.4	34.737	224.0	1:42.851	14	24.894	235.6	40.911	207.2	32.463	223.0	1:38.268
7	24.875	234.1	41.105	207.2	32.439	221.0	1:38.419	15	27.249	225.0	41.812	206.8	32.462	222.0	1:41.523
8	24.855	235.1	41.354	207.2	37.848		1:44.057 Pit								

44 HANCOCK				GBR				Race2Win - The Drivers Club							
1	11:44.953	176.8	49.454	203.7	36.483	220.0	13:10.890	9	5:45.543	193.3	50.975	201.8	34.838	222.0	7:11.356
2	26.164	227.3	43.479	207.6	33.748	222.0	1:43.391	10	26.939	227.8	44.069	204.9	34.793	225.0	1:45.801
3	25.893	230.1	42.681	207.6	36.107	222.0	1:44.681	11	25.160	235.6	41.630	208.0	32.891	226.0	1:39.681
4	25.600	232.1	41.993	207.2	33.092	224.0	1:40.685	12	25.272	236.6	41.552	208.0	32.859	225.0	1:39.683
5	25.566	233.1	43.168	204.1	33.461	223.0	1:42.195	13	25.186	236.6	41.444	208.4	32.888	226.0	1:39.518
6	25.465	234.1	42.762	205.7	33.504	225.0	1:41.731	14	25.095	237.1	41.983	206.8	35.232	225.0	1:42.310
7	26.227	229.7	42.203	206.1	33.282	223.0	1:41.712								
8	26.693	230.1	42.785	207.6	41.449		1:50.927 Pit								



Weather/Track: Sun 21° / Dry 33°

Circuit Length - 4.909 kilometres
Autodromo Enzo e Dino Ferrari
Imola

Printed at 10:04, Sunday, 20 September, 2009

© MST Systems Ltd, 2005 (www.mstworld.com)

Page 6