

FIA Formula 2 Championship

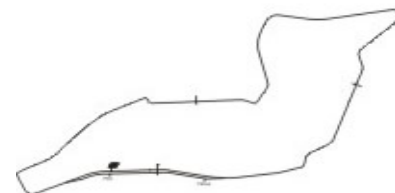
Race 1 - Sector Analysis Report

Lap S1 Time S1 Spd S2 Time S2 Spd S3 Time S3 Spd Lap Time Pit Lap S1 Time S1 Spd S2 Time S2 Spd S3 Time S3 Spd Lap Time Pit

2 HOENTHAL						SWE		Mafi - Sweden Team							
1	31.319	203.7	46.811	204.9	40.195	111.2	1:58.325	12	25.026	235.6	41.969	206.8	32.961	226.0	1:39.956
2	47.274	91.1	1:24.718		1:12.832	81.1	3:24.824	13	25.106	235.6	42.477	208.4	33.308	226.0	1:40.891
3	46.666	94.4	1:08.870		49.398	229.0	2:44.934	14	25.086	234.6	42.135	208.8	33.861	225.0	1:41.082
4	27.171	225.0	44.323	208.4	35.104	231.1	1:46.598	15	25.564	232.1	42.367	208.4	33.269	227.0	1:41.200
5	25.341	234.6	42.684	207.2	33.758	235.5	1:41.783	16	24.873	235.6	41.880	208.4	32.911	227.0	1:39.664
6	25.611	233.1	42.863	206.8	33.280	232.2	1:41.754	17	24.805	236.6	41.804	208.0	33.052	226.0	1:39.661
7	25.288	234.1	42.370	207.2	33.394	226.0	1:41.052	18	24.785	236.6	41.833	208.0	33.114	227.0	1:39.732
8	25.191	236.1	42.331	208.8	33.282	233.3	1:40.804	19	24.807	237.6	42.176	208.4	33.607	226.0	1:40.590
9	25.698	238.6	42.681	206.8	33.273	227.0	1:41.652	20	24.917	236.1	41.999	208.0	33.433	227.0	1:40.349
10	25.259	235.6	42.021	206.5	33.197	227.0	1:40.477	21	24.962	237.6	42.319	207.2	33.700	227.0	1:40.981
11	24.996	237.6	42.121	207.2	33.180	227.0	1:40.297								

3 PALMER						GBR		Comma Oil							
1	32.134	213.2	46.545	205.3	41.522	128.2	2:00.201	12	25.091	233.1	42.292	204.9	33.053	232.2	1:40.436
2	47.468	82.3	1:24.049		1:12.840	78.5	3:24.357	13	25.500	229.2	43.613	204.5	33.579	225.0	1:42.692
3	46.560	93.5	1:08.828		48.894	235.5	2:44.282	14	25.768	228.7	42.346	204.9	33.357	225.0	1:41.471
4	26.487	226.8	43.745	205.7	33.747	222.0	1:43.979	15	25.399	233.6	42.295	207.2	33.498	225.0	1:41.192
5	25.668	234.1	43.298	204.1	33.598	223.0	1:42.564	16	25.418	233.1	42.828	206.1	33.371	222.0	1:41.617
6	25.597	233.1	42.615	206.1	33.397	225.0	1:41.609	17	25.298	232.6	42.471	206.5	33.076	233.3	1:40.845
7	25.466	233.1	42.542	206.1	33.416	224.0	1:41.424	18	25.044	234.6	42.377	204.9	33.126	224.0	1:40.547
8	25.317	234.1	42.781	205.7	33.186	224.0	1:41.284	19	25.252	234.6	42.550	204.9	33.998	225.0	1:41.800
9	26.389	229.2	42.931	206.8	33.244	235.5	1:42.564	20	25.563	229.7	43.011	204.1	33.367	225.0	1:41.941
10	25.206	234.6	42.774	205.3	33.151	231.1	1:41.131	21	25.170	234.1	42.534	205.7	33.459	225.0	1:41.163
11	25.047	234.6	42.220	204.9	33.235	225.0	1:40.502								

4 JOUSSE						FRA		E Leclerc							
1	29.986	211.9	1:13.251	162.4	55.616		2:38.853 Pit	12	25.003	235.1	42.267	205.3	33.218	225.0	1:40.488
2	1:44.569	209.9	45.086	203.7	33.947	223.0	3:03.602	13	25.070	234.1	42.655	206.5	33.129	224.0	1:40.854
3	35.105	96.8	1:07.582		47.475	227.0	2:30.162	14	24.941	235.6	41.743	206.8	33.157	226.0	1:39.841
4	25.500	235.6	43.665	214.7	34.689	229.0	1:43.854	15	24.909	235.6	42.673	206.5	33.222	227.0	1:40.804
5	25.954	236.1	42.487	207.2	33.826	223.0	1:42.267	16	24.944	235.1	41.861	206.8	32.939	227.0	1:39.744
6	25.554	236.6	42.529	205.7	33.579	223.0	1:41.662	17	24.718	236.1	41.838	206.8	32.847	228.0	1:39.403
7	25.189	234.1	42.260	206.8	33.717	233.3	1:41.166	18	24.695	237.1	41.855	207.2	33.167	228.0	1:39.717
8	24.988	235.6	42.007	205.7	33.402	233.3	1:40.397	19	24.964	236.1	42.156	206.1	33.171	228.0	1:40.291
9	25.342	233.6	42.175	206.1	33.434	228.0	1:40.951	20	24.839	238.6	42.351	206.1	33.198	228.0	1:40.388
10	25.026	237.6	42.619	206.1	33.398	232.2	1:41.043	21	24.941	238.6	42.352	206.5	33.655	227.0	1:40.948
11	24.796	237.6	42.247	206.8	33.421	227.0	1:40.464								



Weather/Track: Sun 25° /Dry 47°

Circuit Length - 4.909 kilometres
Autodromo Enzo e Dino Ferrari
Imola

FIA Formula 2 Championship

Race 1 - Sector Analysis Report

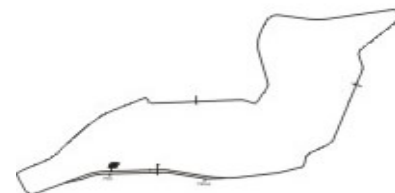
Lap S1 Time S1 Spd S2 Time S2 Spd S3 Time S3 Spd Lap Time Pit Lap S1 Time S1 Spd S2 Time S2 Spd S3 Time S3 Spd Lap Time Pit

5 BRUNDLE						GBR		Sen - GAC - Nasstar							
1	33.322	207.5	45.993	211.7	43.202	123.5	2:02.517	12	25.274	233.6	42.235	205.7	50.416	223.0	1:57.925
2	46.560	86.0	1:24.153		1:13.227	81.6	3:23.940	13	53.396	216.5	43.109	206.5	33.738	225.0	2:10.243
3	46.261	107.2	1:08.490		48.821	230.1	2:43.572	14	25.415	231.1	42.356	206.5	33.414	226.0	1:41.185
4	26.116	229.7	44.172	207.2	34.551	233.3	1:44.839	15	25.597	226.3	42.454	205.7	33.687	227.0	1:41.738
5	25.491	231.6	43.074	206.5	33.647	221.0	1:42.212	16	25.380	233.6	42.318	204.5	33.583	225.0	1:41.281
6	25.707	235.1	43.503	204.9	33.534	223.0	1:42.744	17	25.133	234.1	42.086	204.9	33.627	225.0	1:40.846
7	25.385	234.1	42.340	206.5	33.863	222.0	1:41.588	18	25.231	233.1	42.080	206.1	33.352	227.0	1:40.663
8	25.566	233.1	43.934	206.8	33.599	225.0	1:43.099	19	25.190	232.6	41.873	207.6	33.357	225.0	1:40.420
9	25.488	233.6	42.483	206.5	33.410	227.0	1:41.381	20	25.048	234.1	41.999	206.8	33.493	225.0	1:40.540
10	25.269	234.1	42.375	205.3	33.401	227.0	1:41.045	21	25.204	234.6	42.115	206.5	33.473	225.0	1:40.792
11	25.130	235.6	42.158	206.5	33.263	224.0	1:40.551								

6 EBRAHIM						IND		JK Racing							
1	32.323	193.3	47.451	203.7	43.405	117.4	2:03.179	3	2:54.932	194.6	48.177	201.1	56.200		4:39.309 Pit
2	46.690		1:24.745		1:12.610		3:24.045 Pit								

11 CLARKE						GBR		KSS Design Group							
1	31.865	217.4	46.586	204.5	41.279	129.8	1:59.730	12	25.497	227.3	42.405	204.5	33.443	222.0	1:41.345
2	47.072	85.4	1:24.160		1:12.982	77.8	3:24.214	13	25.452	231.1	42.956	205.3	33.392	229.0	1:41.800
3	46.223	102.2	1:08.967		49.339	233.3	2:44.529	14	25.305	228.2	43.765	206.1	33.951	221.0	1:43.021
4	26.225	228.2	43.619	203.0	33.873	221.0	1:43.717	15	25.301	233.1	42.581	205.7	33.560	223.0	1:41.442
5	25.733	226.8	42.855	204.5	33.750	221.0	1:42.338	16	25.383	232.1	42.565	203.3	34.200	223.0	1:42.148
6	25.561	231.1	42.509	204.9	33.302	231.1	1:41.372	17	25.368	232.6	42.365	204.1	33.708	223.0	1:41.441
7	25.191	233.1	42.540	204.9	33.574	224.0	1:41.305	18	25.483	232.1	42.580	204.1	33.415	221.0	1:41.478
8	25.190	233.6	42.254	204.9	33.395	225.0	1:40.839	19	25.669	230.1	42.214	204.1	33.294	224.0	1:41.177
9	25.116	234.1	42.386	205.7	33.533	225.0	1:41.035	20	25.090	231.6	42.092	203.0	33.412	223.0	1:40.594
10	25.136	233.6	42.360	203.0	33.506	223.0	1:41.002	21	25.074	233.6	42.042	205.7	33.371	222.0	1:40.487
11	25.134	233.6	47.124	202.6	33.395	224.0	1:45.653								

12 WICKENS						CAN		Red Bull - Lukoil							
1	29.029	208.3	43.821	206.1	36.407	125.0	1:49.257	12	24.949	237.6	42.079	207.2	33.307	229.0	1:40.335
2	47.589	98.2	1:26.437		1:08.012	110.7	3:22.038	13	24.912	237.6	42.158	207.2	33.265	227.0	1:40.335
3	48.711	129.4	1:08.280	88.8	55.251	231.1	2:52.242	14	24.840	237.6	42.032	208.0	33.276	229.0	1:40.148
4	25.839	241.8	43.623	206.5	33.369	227.0	1:42.831	15	24.859	237.6	42.131	208.0	33.199	228.0	1:40.189
5	25.361	236.1	42.369	206.5	33.497	227.0	1:41.227	16	24.852	237.1	42.083	207.6	33.325	230.1	1:40.260
6	25.286	235.6	41.997	206.5	33.462	226.0	1:40.745	17	25.298	239.7	42.423	208.8	33.114	228.0	1:40.835
7	24.945	237.1	41.860	208.0	33.375	227.0	1:40.180	18	24.843	238.6	42.112	206.8	33.205	227.0	1:40.160
8	24.956	238.1	41.723	206.1	33.168	228.0	1:39.847	19	24.926	237.6	42.414	205.7	33.160	229.0	1:40.500
9	25.057	238.6	41.810	206.1	33.089	228.0	1:39.956	20	25.078	237.6	42.152	206.8	33.083	228.0	1:40.313
10	24.859	238.6	41.896	206.8	33.203	231.1	1:39.958	21	24.802	238.1	42.201	206.8	33.312	228.0	1:40.315
11	25.048	238.1	42.321	205.7	32.983	227.0	1:40.352								



Weather/Track: Sun 25° /Dry 47°

Circuit Length - 4.909 kilometres
Autodromo Enzo e Dino Ferrari
Imola

FIA Formula 2 Championship

Race 1 - Sector Analysis Report

Lap S1 Time S1 Spd S2 Time S2 Spd S3 Time S3 Spd Lap Time Pit Lap S1 Time S1 Spd S2 Time S2 Spd S3 Time S3 Spd Lap Time Pit

14 BORTOLOTTI

ITA

Red Bull

1	28.865	220.0	43.688	205.3	36.128	127.5	1:48.681	12	25.130	236.1	42.018	206.1	33.157	225.0	1:40.305
2	46.394	100.1	1:27.164		1:08.140	123.2	3:21.698	13	25.196	235.1	41.975	206.5	33.057	226.0	1:40.228
3	47.701	114.2	1:08.584	104.5	56.405	234.4	2:52.690	14	25.129	234.6	41.826	208.0	33.229	228.0	1:40.184
4	26.048	230.6	43.466	206.8	33.213	225.0	1:42.727	15	25.150	235.1	41.734	206.8	33.112	229.0	1:39.996
5	25.311	235.6	42.261	205.3	33.357	224.0	1:40.929	16	25.014	236.1	42.092	206.5	33.233	227.0	1:40.339
6	25.537	233.1	41.939	206.5	33.216	225.0	1:40.692	17	25.010	235.6	42.037	206.5	33.272	225.0	1:40.319
7	25.327	234.1	41.902	206.8	33.119	226.0	1:40.348	18	25.151	236.1	42.010	206.5	33.334	225.0	1:40.495
8	25.039	236.1	41.726	205.7	33.156	226.0	1:39.921	19	25.145	235.6	41.980	206.5	33.244	228.0	1:40.369
9	25.125	236.1	41.695	206.1	33.084	227.0	1:39.904	20	25.071	236.1	41.796	207.2	33.350	225.0	1:40.217
10	25.100	236.1	41.879	206.1	33.019	229.0	1:39.998	21	24.985	235.6	41.923	206.5	33.211	234.4	1:40.119
11	25.489	234.6	41.898	206.1	32.981	225.0	1:40.368								

15 ALESHIN

RUS

Red Bull - Lukoil

1	29.594	228.7	44.425	214.2	38.214	122.9	1:52.233	12	24.739	239.7	42.022	208.4	33.214	228.0	1:39.975
2	47.287	86.7	1:25.929	83.5	1:08.696	145.6	3:21.912	13	35.455	225.0	42.646	209.3	33.091	229.0	1:51.192
3	49.381	99.0	1:08.165	79.0	53.028	236.6	2:50.574	14	24.827	237.1	41.935	209.7	33.105	236.6	1:39.867
4	25.503	240.2	43.711	215.1	33.943	235.5	1:43.157	15	24.857	237.1	41.965	208.0	32.946	231.1	1:39.768
5	24.958	238.6	42.612	208.8	33.976	230.1	1:41.546	16	24.658	237.1	41.747	208.4	33.003	229.0	1:39.408
6	25.438	237.6	42.331	207.6	33.184	227.0	1:40.953	17	24.497	238.1	41.904	205.7	33.245	228.0	1:39.646
7	25.256	237.1	42.367	207.2	33.131	229.0	1:40.754	18	24.597	238.6	41.648	205.7	33.122	228.0	1:39.367
8	24.896	238.6	42.165	207.2	33.051	228.0	1:40.112	19	24.770	236.6	41.955	207.2	33.156	231.1	1:39.881
9	24.883	239.7	41.992	207.2	33.075	230.1	1:39.950	20	24.643	237.1	42.169	207.6	33.025	228.0	1:39.837
10	24.852	237.1	41.891	207.2	33.068	229.0	1:39.811	21	24.914	237.1	43.087	204.9	33.556	207.4	1:41.557
11	24.814	239.7	41.808	208.0	33.194	228.0	1:39.816								

16 PISCOPO

ITA

Auto Capital

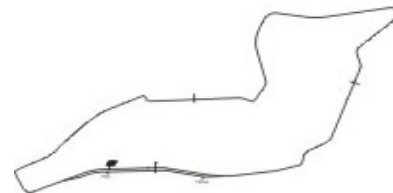
1	33.518	199.6	46.420	203.7	44.196	116.1	2:04.134	12	25.472	232.6	42.392	207.2	33.557	232.2	1:41.421
2	46.602	85.7	1:24.985		1:11.656	76.2	3:23.243	13	25.339	232.6	42.362	207.2	33.561	233.3	1:41.262
3	47.080	151.4	1:07.602		48.613	225.0	2:43.295	14	25.029	234.1	43.051	206.5	33.133	223.0	1:41.213
4	26.101	232.6	44.254	205.3	34.518	225.0	1:44.873	15	25.147	235.1	42.324	206.5	33.195	223.0	1:40.666
5	26.596	231.1	42.539	205.3	33.400	223.0	1:42.535	16	25.230	233.1	42.212	204.5	33.226	224.0	1:40.668
6	25.940	234.6	43.349	206.1	33.515	224.0	1:42.804	17	25.066	234.1	42.531	206.8	33.299	226.0	1:40.896
7	25.337	233.6	42.363	206.5	33.377	225.0	1:41.077	18	24.991	236.6	42.241	205.7	33.205	224.0	1:40.437
8	25.275	236.1	43.161	206.5	33.330	221.0	1:41.766	19	25.157	236.1	42.338	213.8	34.081	226.0	1:41.576
9	25.385	233.6	42.308	204.9	33.219	224.0	1:40.912	20	25.542	230.1	42.971	207.2	33.566	226.0	1:42.079
10	25.460	234.6	42.232	204.5	33.312	224.0	1:41.004	21	25.197	234.1	42.519	204.9	33.252	223.0	1:40.968
11	25.219	235.1	42.402	205.3	33.285	225.0	1:40.906								

17 IACONELLI

BRA

Iaconelli.com

1	31.101	217.8	46.821	194.2	39.700	121.1	1:57.622	4	26.713	221.3	44.474	192.1	35.224	211.7	1:46.411
2	46.715	91.8	1:25.102		1:13.001	78.7	3:24.818								
3	46.510	90.6	1:08.876	81.9	50.041	215.3	2:45.427								



Weather/Track: Sun 25° /Dry 47°

Circuit Length - 4.909 kilometres
Autodromo Enzo e Dino Ferrari
Imola

Printed at 12:46, Saturday, 19 September, 2009

© MST Systems Ltd, 2005 (www.mstworld.com)

Page 3

FIA Formula 2 Championship

Race 1 - Sector Analysis Report

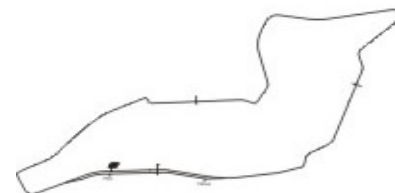
Lap S1 Time S1 Spd S2 Time S2 Spd S3 Time S3 Spd Lap Time Pit Lap S1 Time S1 Spd S2 Time S2 Spd S3 Time S3 Spd Lap Time Pit

18 GACHNANG						SUI		Motorex							
1	30.216	225.9	45.058	201.1	37.862	120.2	1:53.136	12	25.412	231.6	42.626	203.3	33.810	223.0	1:41.848
2	47.135	92.5	1:26.301		1:08.704	128.5	3:22.140	13	26.045	231.6	42.409	204.5	33.526	223.0	1:41.980
3	48.854	96.6	1:08.370		53.084	221.0	2:50.308	14	25.257	234.1	42.949	206.1	33.961	225.0	1:42.167
4	25.819	231.1	43.191	204.5	35.585	224.0	1:44.595	15	25.540	231.6	42.551	206.1	33.336	226.0	1:41.427
5	27.858	217.4	44.284	203.3	33.913	222.0	1:46.055	16	25.356	233.1	42.497	208.0	34.457	223.0	1:42.310
6	26.467	230.6	43.037	204.9	33.583	222.0	1:43.087	17	25.416	232.6	42.338	204.5	33.543	226.0	1:41.297
7	25.381	231.6	42.286	204.5	33.542	220.0	1:41.209	18	25.451	233.1	42.639	205.7	33.300	225.0	1:41.390
8	25.453	231.6	42.126	204.1	33.632	225.0	1:41.211	19	25.633	232.1	42.575	204.5	33.845	222.0	1:42.053
9	25.840	232.1	42.277	204.9	33.411	226.0	1:41.528	20	25.189	233.1	42.057	203.3	33.273	224.0	1:40.519
10	25.455	233.6	42.269	203.7	33.494	222.0	1:41.218	21	25.157	233.1	41.848	204.9	33.187	223.0	1:40.192
11	25.254	233.1	42.658	210.1	33.758	223.0	1:41.670								

20 HOING						GER		HASKAMP							
1	34.152	208.3	46.178	203.0	44.718	108.8	2:05.048	4	25.584	233.1	44.097	207.6	34.657	232.2	1:44.338
2	46.871		1:24.795		1:11.251	86.3	3:22.917								
3	47.577	146.0	1:07.403		48.596	231.1	2:43.576								

21 VASILIAUSKAS						LTU		Darsena Management							
1	28.672	226.3	42.905	204.9	36.347	128.2	1:47.924	12	25.085	233.6	41.849	206.5	33.139	225.0	1:40.073
2	46.073	96.6	1:27.377	78.6	1:07.786	110.7	3:21.236	13	25.076	234.1	41.558	206.5	33.184	225.0	1:39.818
3	48.411	106.2	1:08.742	104.1	56.441	229.0	2:53.594	14	25.008	234.1	41.602	207.2	33.181	227.0	1:39.791
4	26.160	234.1	43.051	205.7	33.279	230.1	1:42.490	15	25.143	233.6	41.662	207.2	33.235	225.0	1:40.040
5	25.099	232.6	41.697	204.9	33.321	224.0	1:40.117	16	25.060	234.6	41.813	207.2	33.278	226.0	1:40.151
6	25.570	232.1	41.750	206.1	33.241	224.0	1:40.561	17	24.914	234.6	41.758	206.8	33.228	224.0	1:39.900
7	25.305	232.1	41.683	205.3	33.100	224.0	1:40.088	18	24.955	235.1	41.665	205.7	33.256	226.0	1:39.876
8	25.175	234.6	41.408	206.1	33.096	225.0	1:39.679	19	24.954	234.1	41.710	206.1	33.118	226.0	1:39.782
9	25.023	234.6	41.559	204.9	33.028	225.0	1:39.610	20	25.108	234.1	41.652	206.5	33.202	227.0	1:39.962
10	25.076	233.1	41.568	205.7	33.042	225.0	1:39.686	21	24.610	235.6	41.568	206.1	32.781	227.0	1:38.959
11	25.066	235.1	41.499	205.7	33.122	224.0	1:39.687								

22 SOUCEK						ESP		FK-Automotive							
1	29.254	220.9	44.010	206.8	37.649	127.5	1:50.913	12	24.952	237.1	41.938	206.8	33.009	237.7	1:39.899
2	46.576	93.2	1:26.562		1:08.592	130.5	3:21.730	13	24.905	237.1	42.316	207.6	33.282	227.0	1:40.503
3	48.561	105.8	1:08.219	96.0	54.540	234.4	2:51.320	14	24.811	239.2	42.161	208.4	33.251	229.0	1:40.223
4	25.702	234.6	43.781	207.2	33.527	225.0	1:43.010	15	24.859	238.1	41.980	208.8	33.278	229.0	1:40.117
5	25.265	236.1	42.281	206.8	33.388	235.5	1:40.934	16	24.826	237.6	42.004	208.0	33.113	237.7	1:39.943
6	25.352	236.6	42.174	207.2	33.459	227.0	1:40.985	17	24.751	236.6	42.142	206.5	33.119	227.0	1:40.012
7	25.114	236.6	41.820	207.2	33.305	228.0	1:40.239	18	24.936	238.6	42.001	206.8	33.012	234.4	1:39.949
8	24.959	237.6	42.149	206.5	33.314	226.0	1:40.422	19	25.169	236.6	42.385	205.3	33.376	227.0	1:40.930
9	24.933	238.1	41.877	206.1	33.117	228.0	1:39.927	20	24.935	237.1	41.768	207.2	33.115	235.5	1:39.818
10	24.933	237.1	41.654	207.2	33.132	227.0	1:39.719	21	25.003	238.1	42.054	206.5	33.388	224.0	1:40.445
11	24.939	237.6	41.899	206.8	33.326	227.0	1:40.164								



Weather/Track: Sun 25° /Dry 47°

Circuit Length - 4.909 kilometres
Autodromo Enzo e Dino Ferrari
Imola

FIA Formula 2 Championship

Race 1 - Sector Analysis Report

Lap S1 Time S1 Spd S2 Time S2 Spd S3 Time S3 Spd Lap Time Pit Lap S1 Time S1 Spd S2 Time S2 Spd S3 Time S3 Spd Lap Time Pit

23 KARJALAINEN

FIN

Everyman - LTC Rakennus

1	31.252	213.2	46.323	207.2	38.705	111.2	1:56.280	12	25.454	233.6	42.243	204.5	33.027	224.0	1:40.724
2	47.085	93.4	1:25.022	73.0	1:11.030	102.2	3:23.137	13	25.562	232.6	42.571	205.7	33.133	225.0	1:41.266
3	48.453	79.1	1:07.995		51.251	235.5	2:47.699	14	25.190	234.1	42.138	206.5	34.027	222.0	1:41.355
4	25.839	234.1	43.447	204.9	33.842	234.4	1:43.128	15	25.931	239.7	43.642	205.7	33.430	225.0	1:43.003
5	25.973	233.1	43.085	204.1	33.475	223.0	1:42.533	16	25.273	233.6	42.396	205.7	33.191	224.0	1:40.860
6	25.742	232.6	42.700	203.3	33.480	224.0	1:41.922	17	25.266	233.6	42.704	204.5	33.236	224.0	1:41.206
7	25.401	234.1	42.545	204.5	33.457	224.0	1:41.403	18	25.226	233.6	42.458	204.1	33.334	225.0	1:41.018
8	25.378	234.1	42.553	204.1	33.227	224.0	1:41.158	19	25.241	234.1	42.338	204.5	33.126	224.0	1:40.705
9	25.428	233.6	42.455	204.5	33.166	226.0	1:41.049	20	25.162	233.6	42.132	206.1	32.952	224.0	1:40.246
10	25.167	234.6	42.365	204.5	33.221	225.0	1:40.753	21	25.129	235.1	41.920	204.9	33.064	226.0	1:40.113
11	25.248	234.1	42.804	204.1	33.757	224.0	1:41.809								

24 GLADDIS

GBR

Marrache & Co

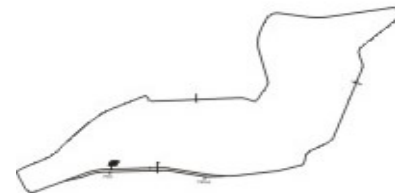
1	32.077	214.8	47.080	201.1	42.003	138.0	2:01.160	12	25.569	233.6	42.625	204.5	33.613	233.3	1:41.807
2	47.032	84.4	1:24.227		1:13.282	83.0	3:24.541	13	25.805	231.6	42.603	204.5	33.316	223.0	1:41.724
3	46.347	107.6	1:08.523		49.220	231.1	2:44.090	14	25.495	233.6	42.354	205.7	33.612	221.0	1:41.461
4	26.158	228.7	44.941	204.5	34.352	231.1	1:45.451	15	25.406	233.1	42.482	206.1	33.560	222.0	1:41.448
5	25.866	231.1	42.761	204.1	33.458	230.1	1:42.085	16	25.284	233.1	42.352	205.7	33.506	223.0	1:41.142
6	26.303	231.6	47.427	200.7	33.657	224.0	1:47.387	17	25.421	231.6	42.550	203.3	33.366	223.0	1:41.337
7	25.346	231.1	42.369	204.5	32.971	230.1	1:40.686	18	25.381	232.1	42.410	203.0	33.258	224.0	1:41.049
8	25.305	232.1	42.419	204.5	33.194	224.0	1:40.918	19	25.361	231.1	42.497	204.1	33.129	225.0	1:40.987
9	25.458	231.1	42.479	203.3	33.455	224.0	1:41.392	20	25.290	232.6	42.449	203.7	33.382	222.0	1:41.121
10	25.308	233.6	42.164	203.7	33.337	224.0	1:40.809	21	25.249	234.1	42.630	202.6	33.487	223.0	1:41.366
11	25.427	233.1	42.871	202.2	33.245	234.4	1:41.543								

25 PAVLOVIC

SRB

Bobby Tech

1	30.580	230.6	45.479	205.3	37.807	118.8	1:53.866	12	24.812	237.6	41.868	207.2	33.084	225.0	1:39.764
2	47.325	102.8	1:26.181		1:10.003	113.0	3:23.509	13	27.549	228.2	42.194	207.2	32.895	225.0	1:42.638
3	48.062	100.1	1:07.638	72.2	53.049	226.0	2:48.749	14	24.843	236.1	41.869	208.0	33.720	227.0	1:40.432
4	25.584	234.1	43.124	206.8	33.876	225.0	1:42.584	15	24.673	235.6	42.039	207.2	32.956	228.0	1:39.668
5	25.419	233.6	42.307	206.8	33.275	235.5	1:41.001	16	24.692	236.1	41.972	208.4	33.158	226.0	1:39.822
6	25.872	233.6	42.498	204.1	33.351	224.0	1:41.721	17	24.844	236.6	42.159	206.8	33.048	227.0	1:40.051
7	25.213	233.1	42.084	206.8	33.067	232.2	1:40.364	18	24.724	236.1	41.972	206.8	32.991	227.0	1:39.687
8	24.926	237.6	42.288	206.8	33.041	226.0	1:40.255	19	26.060	234.6	42.247	206.5	33.193	225.0	1:41.500
9	25.002	237.6	42.197	205.3	33.080	227.0	1:40.279	20	24.847	236.1	41.898	206.8	32.962	224.0	1:39.707
10	25.003	237.1	41.885	205.7	32.906	236.6	1:39.794	21	24.902	237.1	41.995	206.8	32.839	227.0	1:39.736
11	24.824	236.6	42.045	206.5	32.968	226.0	1:39.837								



Weather/Track: Sun 25° /Dry 47°

Circuit Length - 4.909 kilometres
Autodromo Enzo e Dino Ferrari
Imola

Printed at 12:46, Saturday, 19 September, 2009

© MST Systems Ltd, 2005 (www.mstworld.com)

Page 5

FIA Formula 2 Championship

Race 1 - Sector Analysis Report

Lap S1 Time S1 Spd S2 Time S2 Spd S3 Time S3 Spd Lap Time Pit Lap S1 Time S1 Spd S2 Time S2 Spd S3 Time S3 Spd Lap Time Pit

27 SANCHEZ

ESP

Go-Karts OrihueLa Costa

1	30.447	225.0	44.891	201.1	39.844	111.0	1:55.182	12	25.323	230.6	42.218	204.5	33.093	224.0	1:40.634
2	47.355	83.1	1:25.388		1:10.741	100.1	3:23.484	13	26.597	227.8	42.287	204.5	33.170	224.0	1:42.054
3	47.804	94.1	1:08.918		51.392	230.1	2:48.114	14	25.210	231.6	42.169	204.5	33.301	224.0	1:40.680
4	25.925	230.6	43.061	204.5	34.293	221.0	1:43.279	15	25.631	233.6	42.749	206.5	33.240	226.0	1:41.620
5	25.711	230.6	42.567	204.1	33.600	221.0	1:41.878	16	25.096	232.6	42.168	204.9	33.168	232.2	1:40.432
6	25.576	231.1	42.429	202.6	33.538	222.0	1:41.543	17	24.970	231.1	42.224	204.5	33.165	228.0	1:40.359
7	25.437	231.6	42.199	204.9	33.847	223.0	1:41.483	18	24.806	234.1	41.937	204.5	33.181	225.0	1:39.924
8	25.487	231.1	42.187	203.3	33.298	221.0	1:40.972	19	24.978	233.1	42.367	204.5	33.434	231.1	1:40.779
9	25.340	231.6	42.161	203.7	33.283	225.0	1:40.784	20	24.889	231.6	42.019	205.3	33.409	232.2	1:40.317
10	25.227	232.6	42.125	203.7	33.311	222.0	1:40.663	21	24.960	232.1	42.520	204.9	33.324	232.2	1:40.804
11	25.255	231.1	42.381	203.7	33.184	223.0	1:40.820								

31 MOORE

GBR

Olney Tyres & Exhausts

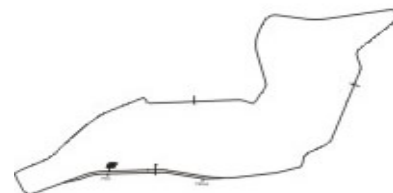
1	33.853	219.1	46.924	206.8	45.977	119.7	2:06.754	12	25.511	234.1	42.528	205.7	33.915	226.0	1:41.954
2	46.258		1:25.488		1:11.952	77.5	3:23.698	13	25.627	231.1	1:20.997	203.3	34.412	224.0	2:21.036
3	46.112	123.9	1:07.678		47.681	234.4	2:41.471	14	26.312	229.2	42.682	204.1	33.188	227.0	1:42.182
4	25.947	232.1	43.807	205.7	35.426	230.1	1:45.180	15	28.206	220.0	42.736	206.5	33.463	227.0	1:44.405
5	26.572	231.6	43.015	204.1	33.564	231.1	1:43.151	16	25.448	231.6	44.761	190.1	34.207	225.0	1:44.416
6	25.925	232.6	43.016	204.9	33.412	231.1	1:42.353	17	25.537	230.1	42.970	204.1	33.734	225.0	1:42.241
7	25.324	233.1	42.756	207.2	33.421	225.0	1:41.501	18	25.237	233.6	42.569	205.3	33.490	226.0	1:41.296
8	25.296	233.1	42.389	206.8	33.317	226.0	1:41.002	19	25.679	232.6	42.461	206.8	33.503	224.0	1:41.643
9	25.408	234.6	42.414	207.2	33.269	233.3	1:41.091	20	25.299	232.6	42.660	204.5	33.442	224.0	1:41.401
10	25.263	236.6	42.844	203.3	33.417	226.0	1:41.524	21	25.468	233.1	42.723	204.9	33.505	221.0	1:41.696
11	25.797	231.6	42.672	204.1	33.519	225.0	1:41.988								

33 ENG

AUT

European Racing Events

1	29.185	201.0	44.632	206.5	37.697	119.4	1:51.514	12	25.154	235.6	41.923	206.8	33.245	225.0	1:40.322
2	46.694	102.1	1:26.700		1:08.717	136.5	3:22.111	13	25.109	232.1	41.962	206.8	33.034	228.0	1:40.105
3	48.652	105.1	1:08.311	75.1	53.871	234.4	2:50.834	14	25.015	235.1	42.014	207.6	33.156	228.0	1:40.185
4	25.643	238.6	43.692	206.1	33.642	227.0	1:42.977	15	24.840	237.6	42.460	207.2	33.109	227.0	1:40.409
5	25.184	235.6	42.409	206.5	33.572	225.0	1:41.165	16	24.938	234.6	41.850	208.0	33.231	227.0	1:40.019
6	25.592	233.6	42.090	206.5	33.382	226.0	1:41.064	17	25.032	235.6	42.214	208.4	33.128	227.0	1:40.374
7	25.097	237.1	41.826	207.2	33.096	227.0	1:40.019	18	24.828	236.6	42.169	206.8	33.170	228.0	1:40.167
8	25.033	234.6	42.040	206.5	33.178	227.0	1:40.251	19	24.834	237.6	42.373	205.7	33.275	228.0	1:40.482
9	25.001	239.2	42.025	207.6	33.067	229.0	1:40.093	20	25.014	236.1	42.197	206.5	32.962	230.1	1:40.173
10	24.931	237.6	41.829	206.1	32.939	229.0	1:39.699	21	24.872	237.6	42.343	206.8	33.241	227.0	1:40.456
11	25.001	237.1	42.001	206.5	33.129	226.0	1:40.131								



Weather/Track: Sun 25° /Dry 47°

Circuit Length - 4.909 kilometres
Autodromo Enzo e Dino Ferrari
Imola

Printed at 12:46, Saturday, 19 September, 2009

© MST Systems Ltd, 2005 (www.mstworld.com)

Page 6