



*Rounds 9 & 10*  
Donington Park, UK  
15 - 16 August 2009

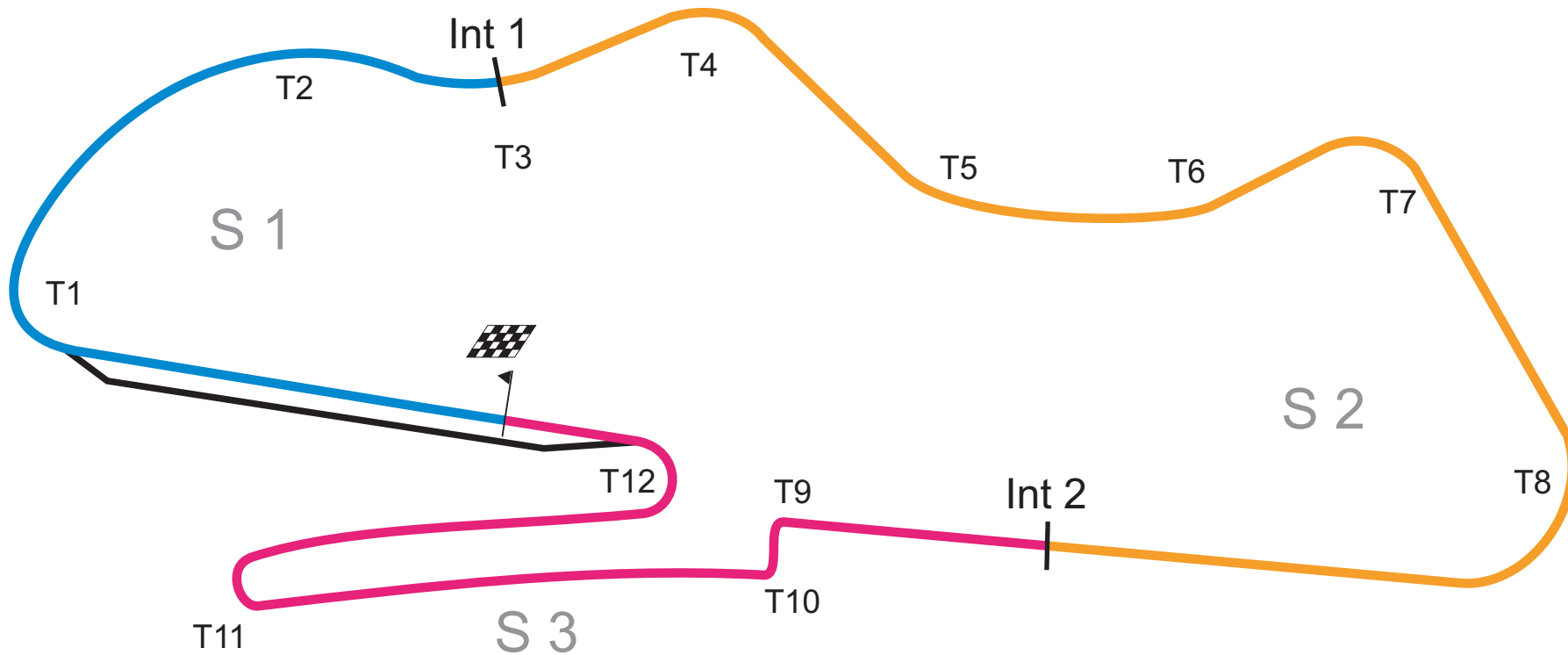


Timing and Results by MST Systems Ltd

[www.mstworld.com](http://www.mstworld.com)



# Donington - Rounds 9 & 10 15-16 August 2009



- ▲ Start line
- ▣ Finish & Timing "Line"
- Start Line Offset - 0,060 Km
- Int 1 = @ 0,950 Km
- Int 2 = @ 2,650 Km
- Circuit Centerline 4,023 Km
- Pit Out @ 0,236 Km
- T = Number of Turn S = Sector

## FIA Formula 2 Championship

### FREE PRACTICE 1

POS	NO	CL	DRIVER	NAT	SPONSOR	TIME	LAPS	GAP	KPH
1	2		<b>Sebastian HOHENTHAL</b>	<b>SWE</b>	Mafi - Sweden Team	1:23.486	14		173.47
2	25		<b>Milos PAVLOVIC</b>	<b>SRB</b>	Bobby Tech	1:23.665	14	0.179	173.10
3	15		<b>Mikhail ALESHIN</b>	<b>RUS</b>	Red Bull - Lukoil	1:23.769	12	0.283	172.89
4	22		<b>Andy SOUCEK</b>	<b>ESP</b>	FK-Automotive	1:23.877	8	0.391	172.66
5	21		<b>Kazim VASILIAUSKAS</b>	<b>LTU</b>	Darsena	1:23.964	13	0.478	172.48
6	14		<b>Mirko BORTOLOTTI</b>	<b>ITA</b>	Red Bull	1:24.002	14	0.516	172.41
7	8		<b>Tobias HEGEWALD</b>	<b>GER</b>	Interwetten	1:24.057	14	0.571	172.29
8	17		<b>Carlos IACONELLI</b>	<b>BRA</b>	Iaconelli.com	1:24.135	8	0.649	172.13
9	4		<b>Julien JOUSSE</b>	<b>FRA</b>	E Leclerc	1:24.173	14	0.687	172.06
10	12		<b>Robert WICKENS</b>	<b>CAN</b>	Red Bull - Lukoil	1:24.175	12	0.689	172.05
11	33		<b>Philipp ENG</b>	<b>AUT</b>	European Racing Events	1:24.264	14	0.778	171.87
12	16		<b>Edoardo PISCOPO</b>	<b>ITA</b>	Auto Capital	1:24.326	13	0.840	171.74
13	11		<b>Jack CLARKE</b>	<b>GBR</b>	KSS Design Group	1:24.358	12	0.872	171.68
14	6		<b>Armaan EBRAHIM</b>	<b>IND</b>	JK Racing	1:24.469	14	0.983	171.45
15	24		<b>Tom GLADDIS</b>	<b>GBR</b>	Marrache & Co	1:24.619	14	1.133	171.15
16	31		<b>Jason MOORE</b>	<b>GBR</b>	Olney Tyres & Exhausts	1:24.628	14	1.142	171.13
17	3		<b>Jolyon PALMER</b>	<b>GBR</b>	Comma	1:24.741	12	1.255	170.90
18	27		<b>German SANCHEZ</b>	<b>ESP</b>	Go-Karts Orihuela Costa	1:24.750	10	1.264	170.88
19	20		<b>Jens HOING</b>	<b>GER</b>	HASKAMP	1:24.761	10	1.275	170.86
20	18		<b>Natacha GACHNANG</b>	<b>SUI</b>	Motorex	1:24.821	13	1.335	170.74
21	23		<b>Henri KARJALAINEN</b>	<b>FIN</b>	Everyman - LTC Rakennus	1:24.870	13	1.384	170.64
22	5		<b>Alex BRUNDLE</b>	<b>GBR</b>	Sen - GAC - Nasstar	1:24.951	14	1.465	170.48
23	10		<b>Nicola DE MARCO</b>	<b>ITA</b>	Friulana Flange	1:25.231	11	1.745	169.92
24	9		<b>Pietro GANDOLFI</b>	<b>ITA</b>	Piscine Laghetto	1:26.680	12	3.194	167.08

Weather/Track: Cloudy /Dry

Donington Park  
Circuit Length = 4.0230 km.  
Start: 9:50 End: 10:16

Race Director:	Steward:	Timekeeper:
----------------	----------	-------------

# FIA Formula 2 Championship

## Free Practice - Sector Analysis Report

Timing Bulletin 1

Lap S1 Time S1 Spd S2 Time S2 Spd S3 Time S3 Spd Lap Time Pit Lap S1 Time S1 Spd S2 Time S2 Spd S3 Time S3 Spd Lap Time Pit

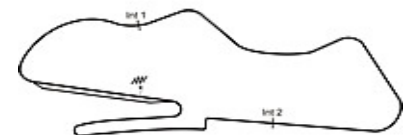
2 HOENTHAL					SWE Mafi - Sweden Team						
1	20:31.346	185.2	38.800	42.549	21:52.695	Pit	9	240.0	31.831	34.238	1:24.152
2	57.056	200.7	36.988	40.199	2:14.243		10	226.4	34.213	34.946	1:28.526
3		239.4	33.038	34.565	1:26.173		11	238.9	31.792	33.914	1:23.819
4		237.8	31.944	34.270	1:24.219		12	238.9	31.597	34.222	1:23.901
5		238.9	31.775	34.258	1:24.007		13	240.0	31.654	33.881	1:23.486
6		236.3	33.141	42.419	1:33.549	Pit	14	224.5	34.361	42.920	1:35.618
7	3:40.955	237.8	33.100	34.944	4:48.999						
8		237.8	32.177	33.982	1:24.259						

3 PALMER					GBR Comma						
1	20:32.142	190.4	38.363	38.296	21:48.801		8	238.9	32.536	34.475	1:25.149
2		225.4	34.096	35.671	1:28.661		9	238.4	33.229	39.874	1:31.445
3		186.8	36.216	37.974	1:33.889		10	8:05.525	234.2	33.417	9:14.800
4		240.0	32.551	34.871	1:25.863		11	237.3	32.928	35.455	1:26.823
5		237.8	32.212	34.554	1:24.912		12	234.7	32.403	34.311	1:25.182
6		235.8	32.180	34.300	1:24.741						
7		240.0	32.438	37.483	1:28.112						

4 JOUSSE					FRA E Leclerc						
1	21:48.000	163.6	38.909	39.919	23:06.828		9	239.4	32.098	34.381	1:24.616
2	21.083	174.7	37.152	38.695	1:36.930		10	242.6	32.655	39.296	1:30.171
3		203.7	33.689	35.162	1:27.952		11	3:27.109	216.8	34.820	4:37.738
4		241.6	32.009	34.210	1:24.320		12	240.0	31.995	33.974	1:24.173
5		240.0	32.940	34.149	1:25.106		13	240.0	34.736	41.526	1:34.389
6		237.8	31.962	34.210	1:24.369		14	241.0	31.959	34.086	1:24.198
7		240.0	32.779	34.194	1:25.196						
8		240.5	32.380	34.140	1:24.669						

5 BRUNDLE					GBR Sen - GAC - Nasstar						
1	21:41.138	187.5	39.893	41.202	23:02.233		9	235.8	32.551	34.687	1:25.621
2		237.8	33.051	35.010	1:26.753		10	234.2	32.448	34.719	1:25.543
3		238.4	32.696	34.597	1:25.615		11	236.3	32.236	34.666	1:25.365
4		232.2	33.159	34.502	1:26.308		12	236.8	32.395	41.180	1:31.963
5		236.3	32.916	34.502	1:26.405		13	3:30.045	221.7	33.177	4:37.742
6		230.2	32.507	34.274	1:25.599		14	234.7	32.223	34.485	1:24.951
7		236.8	32.639	34.976	1:25.958						
8		235.2	32.543	34.606	1:25.407						

6 EBRAHIM					IND JK Racing						
1	21:37.280	142.4	39.417	39.763	22:56.460		9	3:57.909	239.4	32.781	5:05.070
2		225.9	34.755	36.098	1:30.550		10	237.3	32.418	34.062	1:24.792
3		241.0	32.929	34.207	1:25.826		11	240.0	32.019	34.403	1:24.656
4		241.6	32.287	34.118	1:24.472		12	240.5	32.309	34.326	1:24.738
5		240.0	32.283	34.086	1:24.469		13	242.6	49.675	40.106	1:47.885
6		236.8	33.018	36.124	1:27.459		14	21.350	190.4	34.523	1:32.456
7		239.4	32.125	34.217	1:24.535						
8		242.6	33.328	40.036	1:31.486	Pit					



Circuit Length - 4.023 kilometres  
Donington Park  
Donington

Weather/Track : Cloudy / Dry

# FIA Formula 2 Championship

## Free Practice - Sector Analysis Report

Timing Bulletin 1

Lap S1 Time S1 Spd S2 Time S2 Spd S3 Time S3 Spd Lap Time Pit Lap S1 Time S1 Spd S2 Time S2 Spd S3 Time S3 Spd Lap Time Pit

8 HEGEWALD					GER		Interwetten				
1	21:23.704	157.6	45.372	38.003	22:47.079	9	3:11.009	240.5	37.443	36.488	4:24.940
2		237.3	34.130	35.010	1:28.219	10		242.1	32.213	33.951	1:24.309
3		241.6	32.916	34.065	1:25.343	11		240.5	32.588	34.666	1:25.258
4		241.0	32.407	34.081	1:24.646	12		243.2	32.171	33.895	1:24.523
5		241.0	32.222	33.936	1:24.265	13		240.5	32.116	33.852	1:24.535
6		243.2	32.242	50.392	1:40.729	14		240.0	32.064	33.900	1:24.057
7	23.607	139.5	44.211	35.559	1:43.377						
8		242.6	32.280	38.863	1:29.323 Pit						

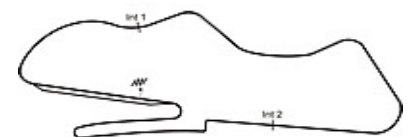
9 GANDOLFI					ITA		Piscine Laghetto				
1	20:44.953	179.4	37.761	37.978	22:00.692	8		232.2	33.173	38.801	1:30.778 Pit
2		222.2	35.050	36.038	1:30.202	9	5:03.587	233.2	33.151	34.638	6:11.376
3		235.2	33.899	36.074	1:28.889	10		224.5	33.092	2:32.489	3:25.148
4		160.7	37.440	40.370	1:37.274	11		219.9	33.565	34.959	1:28.367
5		229.7	33.860	37.121	1:30.390	12		232.7	32.978	35.376	1:26.767
6		234.7	33.140	35.154	1:26.680						
7		233.2	33.388	35.089	1:27.065						

10 DE MARCO					ITA		Friulana Flange				
1	20:51.437	169.0	48.045	44.737	22:24.219	7		242.6	33.525	40.744	1:32.519 Pit
2	21.425	183.3	37.760	38.784	1:37.969	8	8:52.790	229.2	34.084	35.375	10:02.249
3		236.3	34.956	37.771	1:32.064	9		240.0	32.673	34.293	1:25.273
4		236.3	33.441	34.940	1:27.006	10		239.4	32.503	34.626	1:25.421
5		243.2	32.939	34.091	1:25.345	11		240.0	32.725	34.592	1:25.577
6		242.6	32.651	34.445	1:25.231						

11 CLARKE					GBR		KSS Design Group				
1					22:22.221 Pit	8		236.3	32.272	34.495	1:24.986
2	2:38.467	197.8	34.299	34.853	3:47.619	9		237.3	32.809	42.614	1:33.654 Pit
3		238.4	36.776	34.477	1:29.851	10	5:23.071	240.0	33.280	34.579	6:30.930
4		236.8	32.544	34.182	1:25.005	11		236.3	32.609	34.293	1:25.185
5		236.3	32.211	34.026	1:24.358	12		234.7	32.314	33.962	1:24.580
6		238.4	32.446	34.886	1:25.539						
7		237.3	32.680	34.288	1:25.200						

12 WICKENS					CAN		Red Bull - Lukoil				
1	20:58.022	195.2	37.958	37.242	22:13.222	8		238.4	32.464	34.011	1:24.703
2		235.2	33.520	35.020	1:27.213	9		237.8	32.205	34.127	1:24.473
3		239.4	32.822	34.365	1:25.623	10		240.5	31.985	34.105	1:24.175
4		241.6	32.393	34.089	1:24.596	11	20.555	227.8	32.086	36.012	1:28.653
5		240.5	32.220	34.271	1:24.536	12		241.0	31.935	38.037	1:27.986 Pit
6	20.234	232.2	32.014	38.143	1:30.391 Pit						
7	4:22.680	241.0	32.271	34.180	5:29.131						

14 BORTOLOTTI					ITA		Red Bull				
1	21:39.362	136.7	41.273	42.663	23:03.298	9		241.0	32.181	34.105	1:24.435
2	20.620	219.5	37.323	39.747	1:37.690	10		238.4	32.681	34.186	1:25.085
3		228.3	33.631	34.737	1:27.200	11		238.9	32.180	34.161	1:24.445
4		238.9	32.371	34.037	1:24.666	12		197.8	38.055	35.750	1:33.046
5		241.0	32.122	33.796	1:24.002	13		239.4	32.104	34.185	1:24.489
6		242.1	32.326	34.056	1:24.399	14		237.8	32.504	38.536	1:29.217 Pit
7		240.5	32.415	34.631	1:25.197						
8		238.9	32.052	34.220	1:24.369						



Circuit Length - 4.023 kilometres  
Donington Park  
Donington

Weather/Track : Cloudy / Dry

# FIA Formula 2 Championship

## Free Practice - Sector Analysis Report

Timing Bulletin 1

Lap S1 Time S1 Spd S2 Time S2 Spd S3 Time S3 Spd Lap Time Pit Lap S1 Time S1 Spd S2 Time S2 Spd S3 Time S3 Spd Lap Time Pit

### 15 ALESHIN RUS Red Bull - Lukoil

1	20:41.548	160.4	38.514	38.283	21:58.345	8	240.0	32.411	34.095	1:24.858
2		236.3	32.891	34.787	1:26.115	9	239.4	32.265	34.191	1:24.593
3		241.0	32.423	33.841	1:24.527	10	22.270	155.3	38.089	1:39.147
4		240.5	32.099	33.757	1:23.870	11		240.5	32.069	1:24.450
5		242.1	32.061	33.620	1:23.769	12		241.6	32.304	1:28.620 Pit
6		241.0	33.747	38.358	1:30.615 Pit					
7	5:24.616	210.1	33.801	34.434	6:32.851					

### 16 PISCOPO ITA Auto Capital

1	20:34.831	182.7	38.519	40.013	21:53.363	8	6:17.852	215.1	33.385	34.737	7:25.974
2		194.2	35.216	37.943	1:33.010	9		239.4	32.238	34.133	1:24.591
3		236.3	33.485	34.859	1:27.081	10		241.6	32.054	34.593	1:24.763
4		239.4	32.684	34.410	1:25.395	11		239.4	32.210	34.189	1:24.526
5		237.8	32.299	34.102	1:24.543	12		243.7	32.152	34.034	1:24.326
6		238.9	32.192	34.071	1:24.465	13		240.5	32.106	34.120	1:24.375
7		239.4	32.072	41.044	1:31.174 Pit						

### 17 IACONELLI BRA Iaconelli.com

1	20:46.746	146.3	43.593	48.722	22:19.061	6		237.3	32.264	34.028	1:24.397
2		222.6	36.473	35.531	1:31.485	7		220.4	33.061	39.936	1:31.484 Pit
3		234.7	32.739	33.990	1:25.074	8	5:24.226	235.2	33.367	36.439	6:34.032
4		239.4	32.329	33.772	1:24.135						
5		188.1	35.169	36.585	1:31.182						

### 18 GACHNANG SUI Motorex

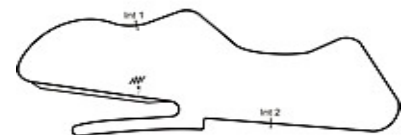
1	20:43.641	180.9	38.197	37.724	21:59.562	8		234.2	32.518	34.590	1:25.519
2		234.2	33.651	35.899	1:28.444	9		233.2	34.303	38.295	1:30.814
3		235.8	34.516	35.480	1:28.740	10		234.7	32.949	34.387	1:25.729
4		234.7	32.704	34.253	1:25.304	11		235.2	32.616	34.224	1:25.204
5		232.2	32.866	36.315	1:27.545	12		232.7	33.636	39.200	1:31.194 Pit
6		241.0	32.579	34.590	1:25.440	13	6:22.605	229.7	33.401	34.495	7:30.501
7		238.4	32.301	34.257	1:24.821						

### 20 HOING GER HASKAMP

1	21:00.672	209.3	37.542	38.490	22:16.704	7		235.2	32.354	34.697	1:25.529
2		200.0	33.926	36.129	1:30.044	8		236.3	33.345	38.616	1:30.409 Pit
3		237.8	32.217	34.315	1:25.219	9	7:21.735	187.8	34.758	35.833	8:32.326
4		237.8	31.874	34.559	1:24.967	10		237.3	32.114	34.656	1:25.300
5		236.3	32.393	34.308	1:25.067						
6		239.4	32.168	34.322	1:24.761						

### 21 VASILIAUSKAS LTU Darsena

1	20:29.649	182.1	40.980	39.808	21:50.437	8		240.5	32.147	34.150	1:24.384
2	21.353	210.1	38.541	36.786	1:36.680	9		238.9	32.406	38.341	1:28.855 Pit
3		239.4	34.482	35.422	1:28.315	10	6:27.721	209.7	34.961	35.941	7:38.623
4		238.4	32.754	34.138	1:25.194	11		239.4	32.146	33.925	1:24.246
5		237.3	32.199	33.881	1:24.205	12		242.6	31.956	33.875	1:23.964
6		239.4	32.066	33.983	1:24.209	13		240.0	36.803	36.614	1:31.583
7		207.6	39.718	38.190	1:36.159						



Weather/Track : Cloudy / Dry

Circuit Length - 4.023 kilometres  
Donington Park  
Donington

# FIA Formula 2 Championship

## Free Practice - Sector Analysis Report

Timing Bulletin 1

Lap S1 Time S1 Spd S2 Time S2 Spd S3 Time S3 Spd Lap Time Pit Lap S1 Time S1 Spd S2 Time S2 Spd S3 Time S3 Spd Lap Time Pit

22 SOUCEK					ESP FK-Automotive					
1	30:14.669	150.4	38.384	38.083	31:31.136	6	203.0	38.609	36.112	1:34.024
2	21.124	143.0	38.274	36.048	1:35.446	7	242.1	32.024	33.858	1:23.877
3		240.5	32.463	35.719	1:26.459	8	241.6	31.645	40.142	1:29.775 Pit
4		239.4	32.508	33.920	1:24.434					
5		240.0	32.134	33.800	1:23.932					

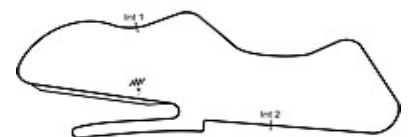
23 KARJALAINEN					FIN Everyman - LTC Rakennus					
1	20:53.479	154.2	42.238	39.871	22:15.588	8	237.3	32.301	38.833	1:29.294 Pit
2	21.586	159.7	39.225	37.631	1:38.442	9	6:02.344	201.1	33.615	7:10.807
3		237.3	34.538	36.538	1:29.891	10		235.8	32.875	34.378
4		237.3	32.668	34.809	1:25.908	11		235.8	32.688	34.490
5		237.3	32.285	34.354	1:24.870	12		238.4	32.510	34.329
6		238.9	32.649	34.504	1:25.395	13		234.2	32.678	34.734
7		233.2	32.372	34.306	1:24.993					1:26.161

24 GLADDIS					GBR Marrache & Co					
1	21:02.641	201.4	41.467	42.797	22:26.905	9	236.8	32.151	38.143	1:28.530 Pit
2		210.5	33.767	35.241	1:27.961	10	3:52.486	191.4	34.031	5:01.743
3		240.0	33.122	34.707	1:26.334	11		240.5	32.399	34.638
4		237.3	32.393	34.988	1:25.566	12		241.0	32.132	34.299
5		237.3	32.263	34.679	1:25.105	13		239.4	32.555	34.558
6		210.5	37.766	35.544	1:31.961	14		239.4	32.036	34.281
7		239.4	32.628	34.920	1:25.815					1:24.619
8		237.3	32.426	34.809	1:25.483					

25 PAVLOVIC					SRB Bobby Tech					
1	20:55.251	181.8	38.728	36.258	22:10.237	9	227.3	33.595	39.172	1:31.024 Pit
2		239.4	33.084	34.162	1:25.707	10	4:39.620	204.5	33.973	5:48.554
3		241.0	32.426	33.999	1:24.803	11		242.1	32.107	33.988
4		206.1	35.720	34.748	1:28.842	12		242.1	32.329	43.066
5		243.7	32.090	33.981	1:24.060	13		244.3	32.220	35.329
6		241.6	31.860	33.846	1:23.690	14		243.2	31.823	34.282
7		243.2	38.147	37.397	1:33.564					1:24.174
8		242.1	31.782	33.876	1:23.665					

27 SANCHEZ					ESP Go-Karts Orihuela Costa					
1	21:21.470	165.1	41.912	40.957	22:44.339	7	240.0	33.169	34.439	1:25.797
2	23.782	194.9	39.802	38.460	1:42.044	8		238.9	49.548	42.796
3	22.401	201.1	34.890	34.831	1:32.122	9	8:49.383	161.9	36.580	10:00.700
4		236.3	35.028	35.434	1:29.200	10		235.8	32.759	34.326
5		237.8	32.749	34.094	1:25.193					1:25.464
6		237.3	32.431	34.074	1:24.750					

31 MOORE					GBR Olney Tyres & Exhausts						
1	21:27.592	171.7	43.446	38.877	22:49.915	9	3:29.285	237.8	34.004	37.793	4:41.082
2		230.2	34.677	35.051	1:28.900	10		237.8	32.911	34.232	1:25.386
3		238.9	33.156	34.485	1:25.973	11		239.4	36.875	36.931	1:32.114
4		236.8	33.222	35.074	1:26.674	12		236.8	32.334	34.528	1:25.351
5		234.7	32.265	34.202	1:24.689	13		237.8	32.264	33.992	1:24.628
6		237.3	32.071	35.058	1:25.224	14		237.8	32.557	34.957	1:25.786
7		240.5	32.629	34.579	1:25.314						
8		240.5	32.881	37.540	1:28.570 Pit						



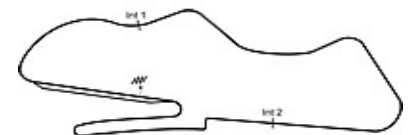
Weather/Track : Cloudy / Dry

Circuit Length - 4.023 kilometres  
Donington Park  
Donington

# FIA Formula 2 Championship Free Practice - Sector Analysis Report

Timing Bulletin 1

Lap	S1 Time	S1 Spd	S2 Time	S2 Spd	S3 Time	S3 Spd	Lap Time	Pit	Lap	S1 Time	S1 Spd	S2 Time	S2 Spd	S3 Time	S3 Spd	Lap Time	Pit
<b>33 ENG</b>																	
1	21:36.884	111.4	40.096		44.687		23:01.667		9	233.7		32.302		34.075		1:24.623	
2		236.3	33.152		34.300		1:25.995		10	238.9		32.410		34.252		1:24.900	
3		241.0	33.022		37.517		1:29.002		11	237.3		32.222		34.248		1:24.628	
4		237.3	32.113		33.880		1:24.356		12	238.9		32.110		35.880		1:26.192	
5		238.4	32.168		34.005		1:24.264		13	237.8		32.098		34.192		1:24.489	
6		238.4	32.160		34.226		1:24.449		14	236.8		32.792		34.694		1:25.718	
7		238.9	32.127		37.933		1:28.267	Pit									
8	3:33.126	236.8	32.560		34.236		4:39.922										
<b>AUT</b>																	
<b>European Racing Events</b>																	



Weather/Track : Cloudy / Dry

Circuit Length - 4.023 kilometres  
Donington Park  
Donington

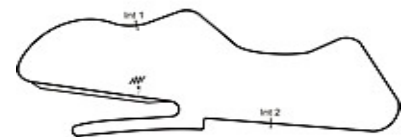
# FIA Formula 2 Championship

## Free Practice - Best Sector Times Report

Timing Bulletin 1

POS	NO	SECTOR 1		SECTOR 2		SECTOR 3		IDEAL/BEST LAP COMPARISON							
		TIME	LAP	NO	TIME	LAP	NO	TIME	LAP	NO	NAME	IDEAL	BEST	LAP	DIFF
1	12	20.234	6	2	31.597	12	15	33.620	5	12	WICKENS	1:26.180	1:24.175	10	+ 2.005
2	14	20.620	2	22	31.645	8	17	33.772	4	14	BORTOLOTT	1:26.468	1:24.002	5	+ 2.466
3	4	21.083	2	25	31.782	8	14	33.796	5	22	SOUCEK	1:26.569	1:23.877	7	+ 2.692
4	22	21.124	2	20	31.874	4	22	33.800	5	4	JOUSSE	1:27.016	1:24.173	12	+ 2.843
5	6	21.350	14	12	31.935	12	25	33.846	6	21	VASILIAUSK	1:27.184	1:23.964	12	+ 3.220
6	21	21.353	2	21	31.956	12	8	33.852	13	6	EBRAHIM	1:27.431	1:24.469	5	+ 2.962
7	10	21.425	2	4	31.959	14	21	33.875	12	15	ALESHIN	1:27.951	1:23.769	5	+ 4.182
8	23	21.586	2	6	32.019	11	33	33.880	4	10	DE MARCO	1:28.019	1:25.231	6	+ 2.788
9	15	22.270	10	24	32.036	14	2	33.881	13	23	KARJALAIN	1:28.177	1:24.870	5	+ 3.307
10	27	22.401	3	14	32.052	8	11	33.962	12	27	SANCHEZ	1:28.906	1:24.750	6	+ 4.156
11	8	23.607	7	16	32.054	10	4	33.974	12	8	HEGEWALD	1:29.523	1:24.057	14	+ 5.466
12	2	57.056	2	15	32.061	5	31	33.992	13	2	HOHENTHAL	2:02.534	1:23.486	13	+ 39.04
13	11	2:38.467	2	8	32.064	14	12	34.011	8	11	CLARKE	3:44.640	1:24.358	5	+ 140.2
14	31	3:29.285	9	31	32.071	6	16	34.034	12	31	MOORE	4:35.348	1:24.628	13	+ 190.7
15	5	3:30.045	13	33	32.098	13	6	34.062	10	5	BRUNDLE	4:36.542	1:24.951	14	+ 191.5
16	33	3:33.126	8	3	32.180	6	27	34.074	6	33	ENG	4:39.104	1:24.264	5	+ 194.8
17	24	3:52.486	10	11	32.211	5	10	34.091	5	24	GLADDIS	4:58.803	1:24.619	14	+ 214.1
18	25	4:39.620	10	5	32.223	14	18	34.224	11	25	PAVLOVIC	5:45.248	1:23.665	8	+ 261.5
19	9	5:03.587	9	17	32.264	6	5	34.274	6	9	GANDOLFI	6:11.203	1:26.680	6	+ 284.5
20	17	5:24.226	8	23	32.285	5	24	34.281	14	17	IACONELLI	6:30.262	1:24.135	4	+ 306.1
21	16	6:17.852	8	18	32.301	7	3	34.300	6	16	PISCOPO	7:23.940	1:24.326	12	+ 359.6
22	18	6:22.605	13	27	32.431	6	23	34.306	7	18	GACHNANG	7:29.130	1:24.821	7	+ 364.3
23	20	7:21.735	9	10	32.503	10	20	34.308	5	20	HOING	8:27.917	1:24.761	6	+ 423.1
24	3	8:05.525	10	9	32.978	12	9	34.638	9	3	PALMER	9:12.005	1:24.741	6	+ 467.2

'Perfect Lap' - 1:25.451



Circuit Length - 4.023 kilometres  
Donington Park  
Donington

Weather/Track : Cloudy / Dry

## FIA Formula 2 Championship

### QUALIFYING 1 - PROVISIONAL CLASSIFICATION

POS	NO	CL	DRIVER	NAT	SPONSOR	TIME	LAPS	GAP	KPH
1	8		<b>Tobias HEGEWALD</b>	<b>GER</b>	Interwetten	1:23.116	13		174.24
2	15		<b>Mikhail ALESHIN</b>	<b>RUS</b>	Red Bull - Lukoil	1:23.429	13	0.313	173.59
3	22		<b>Andy SOUCEK</b>	<b>ESP</b>	FK-Automotive	1:23.437	13	0.321	173.57
4	4		<b>Julien JOUSSE</b>	<b>FRA</b>	E Leclerc	1:23.460	13	0.344	173.53
5	25		<b>Milos PAVLOVIC</b>	<b>SRB</b>	Bobby Tech	1:23.542	12	0.426	173.35
6	16		<b>Edoardo PISCOPO</b>	<b>ITA</b>	Auto Capital	1:23.623	15	0.507	173.19
7	21		<b>Kazim VASILIAUSKAS</b>	<b>LTU</b>	Darsena Management	1:23.699	11	0.583	173.03
8	2		<b>Sebastian HOHENTHAL</b>	<b>SWE</b>	Mafi - Sweden Team	1:23.702	7	0.586	173.02
9	12		<b>Robert WICKENS</b>	<b>CAN</b>	Red Bull - Lukoil	1:23.828	11	0.712	172.76
10	33		<b>Philipp ENG</b>	<b>AUT</b>	European Racing Events	1:23.939	16	0.823	172.54
11	14		<b>Mirko BORTOLOTTI</b>	<b>ITA</b>	Red Bull	1:24.029	13	0.913	172.35
12	6		<b>Armaan EBRAHIM</b>	<b>IND</b>	JK Racing	1:24.244	16	1.128	171.91
13	11		<b>Jack CLARKE</b>	<b>GBR</b>	KSS Design Group	1:24.275	13	1.159	171.85
14	31		<b>Jason MOORE</b>	<b>GBR</b>	Olney Tyres & Exhausts	1:24.339	14	1.223	171.72
15	27		<b>German SANCHEZ</b>	<b>ESP</b>	Go-Karts Orihuela Costa	1:24.368	13	1.252	171.66
16	3		<b>Jolyon PALMER</b>	<b>GBR</b>	Comma Oil	1:24.391	13	1.275	171.61
17	17		<b>Carlos IACONELLI</b>	<b>BRA</b>	Iaconelli.com	1:24.413	10	1.297	171.57
18	5		<b>Alex BRUNDLE</b>	<b>GBR</b>	Sen - GAC - Nasstar	1:24.435	11	1.319	171.52
19	18		<b>Natacha GACHNANG</b>	<b>SUI</b>	Motorex	1:24.472	14	1.356	171.45
20	24		<b>Tom GLADDIS</b>	<b>GBR</b>	Marrache & Co	1:24.515	15	1.399	171.36
21	10		<b>Nicola DE MARCO</b>	<b>ITA</b>	Friulana Flange	1:24.674	13	1.558	171.04
22	23		<b>Henri KARJALAINEN</b>	<b>FIN</b>	Everyman - LTC Rakennus	1:24.720	14	1.604	170.94
23	9		<b>Pietro GANDOLFI</b>	<b>ITA</b>	Piscine Laghetto	1:26.888	12	3.772	166.68
QUALIFICATION MAXIMA						1:28.934			
20			<b>Jens HOING</b>	<b>GER</b>	HASKAMP	1:38.770	5	15.654	146.63

Weather/Track: Cloud °/Dry °

Donington Park  
Circuit Length = 4.0230 km.  
Start: 13:00 End: 13:28

Race Director:	Steward:	Timekeeper:
----------------	----------	-------------

## FIA Formula 2 Championship QUALIFYING 1 - RESULT

POS	NO	CL	DRIVER	NAT	SPONSOR	TIME	LAPS	GAP	KPH
1	8		<b>Tobias HEGEWALD</b>	<b>GER</b>	Interwetten	1:23.116	13		174.24
2	15		<b>Mikhail ALESHIN</b>	<b>RUS</b>	Red Bull - Lukoil	1:23.429	13	0.313	173.59
3	22		<b>Andy SOUCEK</b>	<b>ESP</b>	FK-Automotive	1:23.437	13	0.321	173.57
4	4		<b>Julien JOUSSE</b>	<b>FRA</b>	E Leclerc	1:23.460	13	0.344	173.53
5	25		<b>Milos PAVLOVIC</b>	<b>SRB</b>	Bobby Tech	1:23.542	12	0.426	173.35
6	16		<b>Edoardo PISCOPO</b>	<b>ITA</b>	Auto Capital	1:23.623	15	0.507	173.19
7	21		<b>Kazim VASILIAUSKAS</b>	<b>LTU</b>	Darsena Management	1:23.699	11	0.583	173.03
8	2		<b>Sebastian HOHENTHAL</b>	<b>SWE</b>	Mafi - Sweden Team	1:23.702	7	0.586	173.02
9	12		<b>Robert WICKENS</b>	<b>CAN</b>	Red Bull - Lukoil	1:23.828	11	0.712	172.76
10	33		<b>Philipp ENG</b>	<b>AUT</b>	European Racing Events	1:23.939	16	0.823	172.54
11	14		<b>Mirko BORTOLOTTI</b>	<b>ITA</b>	Red Bull	1:24.029	13	0.913	172.35
12	6		<b>Armaan EBRAHIM</b>	<b>IND</b>	JK Racing	1:24.244	16	1.128	171.91
13	11		<b>Jack CLARKE</b>	<b>GBR</b>	KSS Design Group	1:24.275	13	1.159	171.85
14	31		<b>Jason MOORE</b>	<b>GBR</b>	Olney Tyres & Exhausts	1:24.339	14	1.223	171.72
15	27		<b>German SANCHEZ</b>	<b>ESP</b>	Go-Karts Orihuela Costa	1:24.368	13	1.252	171.66
16	3		<b>Jolyon PALMER</b>	<b>GBR</b>	Comma Oil	1:24.391	13	1.275	171.61
17	17		<b>Carlos IACONELLI</b>	<b>BRA</b>	Iaconelli.com	1:24.413	10	1.297	171.57
18	5		<b>Alex BRUNDLE</b>	<b>GBR</b>	Sen - GAC - Nasstar	1:24.435	11	1.319	171.52
19	18		<b>Natacha GACHNANG</b>	<b>SUI</b>	Motorex	1:24.472	14	1.356	171.45
20	24		<b>Tom GLADDIS</b>	<b>GBR</b>	Marrache & Co	1:24.515	15	1.399	171.36
21	10		<b>Nicola DE MARCO</b>	<b>ITA</b>	Friulana Flange	1:24.674	13	1.558	171.04
22	23		<b>Henri KARJALAINEN</b>	<b>FIN</b>	Everyman - LTC Rakennus	1:24.720	14	1.604	170.94
23	9		<b>Pietro GANDOLFI</b>	<b>ITA</b>	Piscine Laghetto	1:26.888	12	3.772	166.68
						QUALIFICATION MAXIMA	1:28.934		
20			<b>Jens HOING</b>	<b>GER</b>	HASKAMP	1:38.770	5	15.654	146.63

Donington Park  
Circuit Length = 4.0230 km.

Steward:	Steward:	Steward:
----------	----------	----------

# FIA Formula 2 Championship

## Qualifying 1 - Sector Analysis Report

Lap S1 Time S1 Spd S2 Time S2 Spd S3 Time S3 Spd Lap Time Pit Lap S1 Time S1 Spd S2 Time S2 Spd S3 Time S3 Spd Lap Time Pit

### 2 HOHENTHAL

SWE

Mafi - Sweden Team

1	11:47.160	209.3	36.740	40.126	13:04.026	5	18.175	240.5	31.805	34.179	1:24.159
2	18.343	241.6	32.439	34.009	1:24.791	6	18.896	215.1	34.268	37.334	1:30.498
3	18.051	240.0	32.033	33.829	1:23.913	7	18.195	241.0	31.754	38.715	1:28.664 Pit
4	18.056	241.0	31.764	33.882	1:23.702						

### 3 PALMER

GBR

Comma Oil

1	14:01.647	216.0	35.171	35.231	15:12.049	8	5:11.313	202.2	37.300	35.726	6:24.339
2	18.500	237.3	32.590	35.929	1:27.019	9	18.476	243.2	34.408	36.451	1:29.335
3	18.426	240.0	32.516	34.310	1:25.252	10	18.236	237.3	32.076	37.187	1:27.499
4	18.218	238.4	32.177	34.409	1:24.804	11	18.136	239.4	32.139	34.372	1:24.647
5	18.277	240.5	31.907	34.207	1:24.391	12	18.173	239.4	32.278	52.983	1:43.434
6	18.598	239.4	32.669	35.119	1:26.386	13	19.265	218.6	33.628	38.462	1:31.355
7	18.610	236.8	33.311	39.433	1:31.354 Pit						

### 4 JOUSSE

FRA

E Leclerc

1	11:33.635	194.5	41.980	40.699	12:56.314	8	18.084	243.2	31.640	33.833	1:23.557
2	18.074	243.7	34.081	34.379	1:26.534	9	17.994	242.6	31.893	33.655	1:23.542
3	18.058	242.6	32.222	33.606	1:23.886	10	18.791	219.0	43.388	37.717	1:39.896
4	18.200	241.6	35.910	33.948	1:28.058	11	18.050	244.3	31.798	33.612	1:23.460
5	18.204	242.6	31.938	34.061	1:24.203	12	17.976	243.2	31.794	33.730	1:23.500
6	18.109	243.7	31.999	39.339	1:29.447 Pit	13	18.463	218.6	36.405	45.631	1:40.499 Pit
7	5:05.286	212.5	38.214	40.250	6:23.750						

### 5 BRUNDLE

GBR

Sen - GAC - Nasstar

1	11:26.667	169.8	35.481	35.063	12:37.211	7	5:01.061	212.5	34.093	35.759	6:10.913
2	18.488	237.8	32.404	34.429	1:25.321	8	18.147	237.8	32.160	34.128	1:24.435
3	18.334	235.2	32.661	33.998	1:24.993	9	18.274	238.9	32.177	34.115	1:24.566
4	18.214	235.2	32.142	34.170	1:24.526	10	18.150	237.3	32.794	34.538	1:25.482
5	22.365	173.3	40.346	41.238	1:43.949	11	18.442	235.2	33.363	41.867	1:33.672 Pit
6	18.268	237.8	32.803	40.904	1:31.975 Pit						

### 6 EBRAHIM

IND

JK Racing

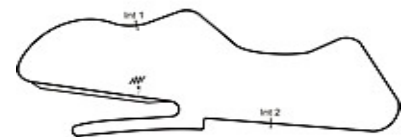
1	10:56.649	171.7	39.070	41.786	12:17.505	10	19.139	227.8	33.813	34.698	1:27.650
2	18.693	236.3	33.115	34.698	1:26.506	11	18.157	244.3	32.067	34.262	1:24.486
3	18.175	243.2	32.387	34.117	1:24.679	12	18.113	244.3	32.438	36.263	1:26.814
4	18.491	240.5	32.413	34.356	1:25.260	13	20.403	223.1	36.330	39.671	1:36.404
5	18.309	241.6	43.970	41.978	1:44.257 Pit	14	18.103	244.8	32.436	34.452	1:24.991
6	4:30.472	201.4	35.744	36.752	5:42.968	15	18.693	233.2	34.531	36.449	1:29.673
7	18.439	242.1	33.420	35.382	1:27.241	16	18.129	244.3	32.420	34.328	1:24.877
8	18.368	242.6	31.963	33.913	1:24.244						
9	18.164	244.3	32.354	33.988	1:24.506						

### 8 HEGEWALD

GER

Interwetten

1	11:31.573	186.8	40.759	39.047	12:51.379	8	3:34.946	161.1	40.905	35.920	4:51.771
2	18.182	244.8	32.552	33.791	1:24.525	9	18.213	242.6	31.866	33.638	1:23.717
3	18.054	245.4	32.091	33.788	1:23.933	10	17.997	243.7	31.669	33.450	1:23.116
4	32.791	172.8	39.740	35.389	1:47.920	11	17.970	244.8	38.544	37.670	1:34.184
5	18.075	240.0	31.945	33.678	1:23.698	12	18.034	243.7	32.020	1:03.743	1:53.797
6	18.031	240.5	31.930	34.888	1:24.849	13	26.565	154.5	44.664	46.944	1:58.173 Pit
7	18.140	242.6	34.160	41.547	1:33.847 Pit						



Weather/Track : Cloudy / Dry

Circuit Length - 4.023 kilometres  
Donington Park  
Donington

Printed at 13:35, Saturday, 15 August, 2009

© MST Systems Ltd, 2005 (www.mstworld.com)

Page 1

# FIA Formula 2 Championship

## Qualifying 1 - Sector Analysis Report

Lap S1 Time S1 Spd S2 Time S2 Spd S3 Time S3 Spd Lap Time Pit Lap S1 Time S1 Spd S2 Time S2 Spd S3 Time S3 Spd Lap Time Pit

### 9 GANDOLFI

ITA						Piscine Laghetto					
1	10:54.244	169.8	36.809	44.542	12:15.595	8	6:42.624	223.6	36.796	38.186	7:57.606
2	18.729	237.8	35.229	36.079	1:30.037	9	20.304	211.7	35.701	37.776	1:33.781
3	18.359	236.8	33.473	55.599	1:47.431	10	18.464	237.3	33.404	37.961	1:29.829
4	18.838	239.4	34.079	34.772	1:27.689	11	18.651	236.3	1:01.472	36.983	1:57.106
5	18.260	237.3	34.421	35.932	1:28.613	12	18.717	240.0	1:09.978	36.290	2:04.985
6	18.539	237.3	32.909	35.440	1:26.888						
7	18.596	234.2	1:18.020	42.442	2:19.058	Pit					

### 10 DE MARCO

ITA						Friulana Flange					
1	11:16.564	188.4	36.956	37.396	12:30.916	8	7:26.920	163.1	40.184	35.737	8:42.841
2	18.608	242.1	33.130	35.749	1:27.487	9	18.437	243.2	33.157	40.511	1:32.105
3	18.154	242.1	32.361	34.375	1:24.890	10	18.193	242.1	35.036	35.603	1:28.832
4	18.129	243.2	32.246	34.299	1:24.674	11	18.144	242.1	32.260	34.556	1:24.960
5	19.910	179.1	41.404	39.112	1:40.426	12	19.256	208.4	39.104	37.178	1:35.538
6	18.159	243.2	32.426	34.405	1:24.990	13	18.338	242.1	32.793	34.799	1:25.930
7	19.599	227.8	33.040	39.912	1:32.551	Pit					

### 11 CLARKE

GBR						KSS Design Group						
1	10:40.768	211.3	36.542	44.523	12:01.833	8	18.071	236.8	32.106	34.261	1:24.438	
2	18.430	241.0	34.365	34.520	1:27.315	9	18.119	238.9	32.163	34.340	1:24.622	
3	18.403	242.1	32.403	34.060	1:24.866	10	18.065	241.6	32.375	34.327	1:24.767	
4	18.092	237.3	32.161	1:03.154	1:53.407	11	18.249	241.6	32.097	34.167	1:24.513	
5	21.544	203.3	36.805	39.946	1:38.295	Pit	12	17.946	242.1	32.316	34.013	1:24.275
6	7:45.684	230.7	34.120	36.151	8:55.955		13	18.118	238.4	32.229	34.295	1:24.642
7	18.220	238.9	32.662	34.231	1:25.113							

### 12 WICKENS

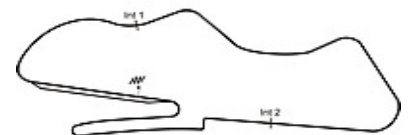
CAN						Red Bull - Lukoil					
1	11:05.018	201.8	38.143	42.276	12:25.437	7	18.448	238.9	32.889	34.085	1:25.422
2	18.223	242.6	32.850	34.032	1:25.105	8	18.119	243.2	31.864	33.950	1:23.933
3	18.278	238.4	32.235	33.688	1:24.201	9	18.111	244.3	32.813	38.688	1:29.612
4	18.114	241.0	32.670	38.258	1:29.042	10	6:32.159	216.0	34.791	43.152	7:50.102
5	18.085	238.9	32.401	35.294	1:25.780	11	18.212	241.0	32.811	35.081	1:26.104
6	17.993	241.6	31.928	33.907	1:23.828						

### 14 BORTOLOTTI

ITA						Red Bull					
1	13:34.051	210.1	33.873	34.703	14:42.627	8	6:07.319	194.5	34.436	41.510	7:23.265
2	18.298	243.7	32.568	34.010	1:24.876	9	18.223	243.7	32.331	34.063	1:24.617
3	18.183	241.0	32.193	33.861	1:24.237	10	18.117	241.0	33.265	34.674	1:26.056
4	18.086	240.5	32.357	36.708	1:27.151	11	18.111	242.6	32.151	33.840	1:24.102
5	18.106	243.2	32.098	33.825	1:24.029	12	18.153	242.6	32.195	33.942	1:24.290
6	18.335	213.0	35.854	35.930	1:30.119	13	19.867	187.8	36.493	36.540	1:32.900
7	18.200	240.5	32.087	37.687	1:27.974	Pit					

### 15 ALESHIN

RUS						Red Bull - Lukoil						
1	12:38.717	134.4	42.015	36.413	13:57.145	8	18.007	242.6	31.663	33.759	1:23.429	
2	18.088	242.1	31.952	33.945	1:23.985	9	21.947	167.9	40.329	47.671	1:49.947	
3	18.052	241.6	35.254	44.411	1:37.717	10	18.144	244.3	34.856	34.138	1:27.138	
4	18.079	238.9	32.126	37.896	1:28.101	11	18.108	236.3	32.316	33.865	1:24.289	
5	18.104	241.0	32.690	39.952	1:30.746	Pit	12	18.111	241.6	33.411	37.812	1:29.334
6	5:03.326	201.4	36.594	35.111	6:15.031		13	18.083	240.5	33.040	44.022	1:35.145
7	18.153	243.2	31.847	33.681	1:23.681							



Weather/Track : Cloudy / Dry

Circuit Length - 4.023 kilometres  
Donington Park  
Donington

Printed at 13:35, Saturday, 15 August, 2009

© MST Systems Ltd, 2005 (www.mstworld.com)

Page 2

# FIA Formula 2 Championship

## Qualifying 1 - Sector Analysis Report

Lap S1 Time S1 Spd S2 Time S2 Spd S3 Time S3 Spd Lap Time Pit Lap S1 Time S1 Spd S2 Time S2 Spd S3 Time S3 Spd Lap Time Pit

### 16 PISCOPO

### ITA

### Auto Capital

1	11:06.111	192.1	38.242	42.170	12:26.523	9	18.515	229.7	32.582	35.076	1:26.173	
2	18.280	244.3	33.061	34.481	1:25.822	10	18.047	242.6	31.889	33.687	1:23.623	
3	18.109	243.7	32.055	33.722	1:23.886	11	18.004	243.2	34.831	36.247	1:29.082	
4	17.960	242.1	32.090	34.106	1:24.156	12	18.032	242.1	31.997	34.797	1:24.826	
5	18.257	240.5	32.319	36.711	1:27.287	13	18.068	243.2	31.926	34.073	1:24.067	
6	17.953	242.1	32.068	33.809	1:23.830	14	18.004	242.1	35.176	38.716	1:31.896	
7	18.141	243.2	32.705	39.773	1:30.619	Pit	15	18.034	244.3	31.837	34.169	1:24.040
8	6:11.959	197.4	36.030	35.887	7:23.876							

### 17 IACONELLI

### BRA

### Iaconelli.com

1	18:40.607	175.6	41.560	45.170	20:07.337	7	18.151	241.6	32.558	38.727	1:29.436	Pit
2	18.765	241.0	33.456	34.375	1:26.596	8	5:35.719	223.1	33.980	37.146	6:46.845	
3	18.420	238.4	32.675	34.288	1:25.383	9	18.232	238.9	33.260	36.554	1:28.046	
4	18.265	243.7	32.416	35.819	1:26.500	10	18.131	242.6	32.233	34.049	1:24.413	
5	18.132	239.4	32.184	34.275	1:24.591							
6	18.177	240.5	32.145	34.282	1:24.604							

### 18 GACHNANG

### SUI

### Motorex

1	10:44.976	168.7	38.405	41.606	12:04.987	9	20.584	202.2	35.329	34.889	1:30.802	
2	19.504	233.2	33.948	35.175	1:28.627	10	18.565	235.2	35.275	36.415	1:30.255	
3	18.409	236.3	32.628	33.993	1:25.030	11	18.463	234.7	32.569	34.247	1:25.279	
4	18.242	237.8	32.391	34.026	1:24.659	12	18.371	237.3	32.916	35.010	1:26.297	
5	18.274	236.8	32.275	34.316	1:24.865	13	18.615	238.9	32.705	34.484	1:25.804	
6	18.301	236.8	32.098	34.073	1:24.472	14	18.286	238.4	33.431	34.892	1:26.609	
7	18.588	236.8	33.460	38.129	1:30.177	Pit						
8	6:30.983	180.6	37.990	36.144	7:45.117							

### 20 HOING

### GER

### HASKAMP

1	28:43.364	102.5	44.672	43.779	30:11.815	Pit	4	19.459	231.7	34.235	38.389	1:32.083	Pit
2	35.456	222.6	33.852	35.041	1:44.349		5	50.159	185.2	34.412	36.319	2:00.890	
3	18.356	238.9	33.737	46.677	1:38.770								

### 21 VASILIAUSKAS

### LTU

### Darsena Management

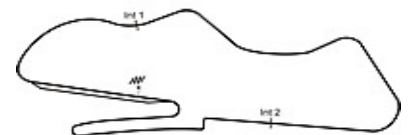
1	10:29.161	175.6	41.468	37.432	11:48.061	7	8:25.877	215.5	36.854	36.501	9:39.232	
2	18.299	241.6	32.579	34.225	1:25.103	8	18.217	242.1	32.469	38.420	1:29.106	
3	18.157	241.6	32.095	33.955	1:24.207	9	18.158	241.0	31.951	34.026	1:24.135	
4	18.038	241.0	31.885	33.776	1:23.699	10	17.981	238.4	31.943	34.009	1:23.933	
5	18.063	239.4	31.950	33.797	1:23.810	11	18.144	240.0	34.407	40.316	1:32.867	Pit
6	18.219	240.0	32.624	40.103	1:30.946	Pit						

### 22 SOUCEK

### ESP

### FK-Automotive

1	11:43.011	205.3	37.264	40.076	13:00.351	8	18.257	242.1	31.736	33.830	1:23.823	
2	18.222	242.6	32.323	33.699	1:24.244	9	21.196	165.8	40.127	35.152	1:36.475	
3	18.032	238.4	36.997	37.712	1:32.741	10	17.970	242.6	34.865	35.884	1:28.719	
4	18.120	243.7	32.369	33.665	1:24.154	11	17.970	243.2	31.760	33.707	1:23.437	
5	17.933	242.1	31.928	33.833	1:23.694	12	17.981	242.6	31.674	33.878	1:23.533	
6	19.926	195.6	36.390	40.377	1:36.693	Pit	13	22.082	174.4	39.237	37.476	1:38.795
7	7:19.458	201.1	36.109	35.551	8:31.118							



Weather/Track : Cloudy / Dry

Circuit Length - 4.023 kilometres  
Donington Park  
Donington

# FIA Formula 2 Championship

## Qualifying 1 - Sector Analysis Report

Lap S1 Time S1 Spd S2 Time S2 Spd S3 Time S3 Spd Lap Time Pit Lap S1 Time S1 Spd S2 Time S2 Spd S3 Time S3 Spd Lap Time Pit

### 23 KARJALAINEN

FIN

Everyman - LTC Rakennus

1	10:53.723	179.1	36.756	42.971	12:13.450	9	6:21.487	155.8	40.668	35.980	7:38.135
2	18.742	231.2	34.083	34.681	1:27.506	10	18.534	240.0	33.014	35.192	1:26.740
3	18.348	237.8	32.658	34.215	1:25.221	11	18.334	240.5	32.270	34.200	1:24.804
4	18.116	240.0	33.814	34.969	1:26.899	12	18.305	236.8	32.721	34.593	1:25.619
5	18.256	236.3	32.448	34.210	1:24.914	13	18.256	242.1	32.598	34.298	1:25.152
6	18.300	237.8	32.279	34.422	1:25.001	14	18.149	242.1	32.638	34.304	1:25.091
7	18.315	242.6	32.373	34.032	1:24.720						
8	18.435	239.4	32.636	39.201	1:30.272 Pit						

### 24 GLADDIS

GBR

Marrache & Co

1	10:40.992	209.3	36.458	46.008	12:03.458	9	18.272	239.4	33.598	41.928	1:33.798 Pit
2	18.378	238.9	34.034	35.117	1:27.529	10	5:47.568	208.8	37.422	35.868	7:00.858
3	18.197	240.0	32.561	34.804	1:25.562	11	18.371	241.6	32.711	34.720	1:25.802
4	18.169	238.9	32.015	34.815	1:24.999	12	18.165	241.6	31.859	34.491	1:24.515
5	18.280	237.3	32.327	34.591	1:25.198	13	18.134	243.2	32.684	35.023	1:25.841
6	18.200	239.4	32.235	34.500	1:24.935	14	18.213	239.4	32.175	34.315	1:24.703
7	18.424	240.5	32.545	34.522	1:25.491	15	18.255	241.6	32.333	34.443	1:25.031
8	18.105	239.4	32.296	34.666	1:25.067						

### 25 PAVLOVIC

SRB

Bobby Tech

1	10:40.365	194.5	36.573	43.970	12:00.908	8	10:16.413	171.1	48.767	38.522	11:43.702
2	18.187	246.5	32.340	34.152	1:24.679	9	18.210	246.0	32.781	34.564	1:25.555
3	18.074	245.4	32.284	33.721	1:24.079	10	18.069	243.7	32.098	38.927	1:29.094
4	17.975	244.8	34.392	35.545	1:27.912	11	17.966	247.7	35.171	35.605	1:28.742
5	18.102	243.2	31.781	33.659	1:23.542	12	18.002	244.8	31.830	33.822	1:23.654
6	18.266	226.4	34.921	36.401	1:29.588						
7	18.516	236.8	37.583	43.808	1:39.907 Pit						

### 27 SANCHEZ

ESP

Go-Karts Orihuela Costa

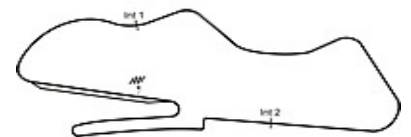
1	11:03.721	176.1	35.959	41.937	12:21.617	8	18.511	239.4	38.937	39.435	1:36.883 Pit
2	18.510	237.3	33.810	34.321	1:26.641	9	7:54.189	197.0	35.838	38.696	9:08.723
3	18.180	237.8	32.548	34.590	1:25.318	10	18.868	237.8	33.068	37.205	1:29.141
4	18.550	238.4	36.365	36.949	1:31.864	11	18.243	240.5	32.015	34.145	1:24.403
5	18.382	239.4	32.444	34.201	1:25.027	12	18.144	238.9	31.983	34.241	1:24.368
6	18.212	241.6	32.275	34.132	1:24.619	13	18.134	242.6	35.269	34.773	1:28.176
7	18.293	242.6	32.571	34.307	1:25.171						

### 31 MOORE

GBR

Olney Tyres & Exhausts

1	12:27.547	204.1	35.607	35.330	13:38.484	9	18.156	237.8	34.744	34.621	1:27.521
2	18.722	240.0	32.902	33.807	1:25.431	10	18.248	240.0	32.203	34.486	1:24.937
3	18.417	236.8	39.689	34.563	1:32.669	11	18.181	238.9	32.590	35.005	1:25.776
4	18.336	242.1	32.454	33.814	1:24.604	12	18.214	241.6	52.983	38.984	1:50.181
5	18.037	243.2	32.291	42.239	1:32.567 Pit	13	18.383	240.5	32.737	34.296	1:25.416
6	4:50.548	235.8	34.037	34.879	5:59.464	14	19.983	179.1	45.817	42.883	1:48.683 Pit
7	18.297	238.9	32.126	33.916	1:24.339						
8	18.178	241.0	33.087	34.037	1:25.302						



Weather/Track : Cloudy / Dry

Circuit Length - 4.023 kilometres  
Donington Park  
Donington

Printed at 13:35, Saturday, 15 August, 2009

© MST Systems Ltd, 2005 (www.mstworld.com)

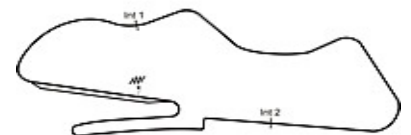
Page 4

# FIA Formula 2 Championship

## Qualifying 1 - Sector Analysis Report

Lap S1 Time S1 Spd S2 Time S2 Spd S3 Time S3 Spd Lap Time Pit Lap S1 Time S1 Spd S2 Time S2 Spd S3 Time S3 Spd Lap Time Pit

33 ENG				AUT		European Racing Events					
1	10:33.562	126.1	41.296	39.204	11:54.062	10	18.293	240.5	32.216	33.932	1:24.441
2	18.558	234.7	32.908	34.082	1:25.548	11	18.276	239.4	31.966	34.028	1:24.270
3	18.211	239.4	32.406	33.745	1:24.362	12	19.982	200.3	38.546	35.870	1:34.398
4	18.245	240.0	31.956	34.000	1:24.201	13	18.202	240.0	33.059	37.193	1:28.454
5	18.824	199.6	37.000	34.188	1:30.012	14	18.145	239.4	31.915	34.138	1:24.198
6	18.109	239.4	32.245	34.153	1:24.507	15	18.113	241.6	34.038	38.157	1:30.308
7	18.310	239.4	32.670	37.436	1:28.416 Pit	16	18.126	240.5	31.916	33.897	1:23.939
8	5:00.715	160.4	42.521	36.777	6:20.013						
9	18.327	238.9	32.193	34.974	1:25.494						



Weather/Track : Cloudy / Dry

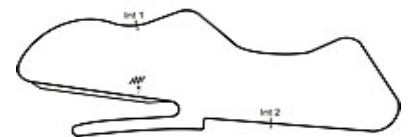
Circuit Length - 4.023 kilometres  
Donington Park  
Donington

# FIA Formula 2 Championship

## Qualifying 1 - Best Sector Times Report

POS	NO	SECTOR 1		SECTOR 2		SECTOR 3		IDEAL/BEST LAP COMPARISON							
		TIME	LAP	NO	TIME	LAP	NO	TIME	LAP	NO	NAME	IDEAL	BEST	LAP	DIFF
1	22	17.933	5	4	31.640	8	8	33.450	10	8	HEGEWALD	1:23.089	1:23.116	10	+ 0.027
2	11	17.946	12	15	31.663	8	4	33.606	3	4	JOUSSE	1:23.222	1:23.460	11	+ 0.238
3	16	17.953	6	8	31.669	10	25	33.659	5	22	SOUCEK	1:23.272	1:23.437	11	+ 0.165
4	25	17.966	11	22	31.674	12	22	33.665	4	15	ALESHIN	1:23.351	1:23.429	8	+ 0.078
5	8	17.970	11	2	31.754	7	15	33.681	7	25	PAVLOVIC	1:23.406	1:23.542	5	+ 0.136
6	4	17.976	12	25	31.781	5	16	33.687	10	16	PISCOPO	1:23.477	1:23.623	10	+ 0.146
7	21	17.981	10	16	31.837	15	12	33.688	3	12	WICKENS	1:23.545	1:23.828	6	+ 0.283
8	12	17.993	6	24	31.859	12	33	33.745	3	2	HOHENTHAL	1:23.634	1:23.702	4	+ 0.068
9	15	18.007	8	12	31.864	8	21	33.776	4	21	VASILIAUSK	1:23.642	1:23.699	4	+ 0.057
10	31	18.037	5	21	31.885	4	31	33.807	2	33	ENG	1:23.769	1:23.939	16	+ 0.170
11	2	18.051	3	3	31.907	5	14	33.825	5	31	MOORE	1:23.970	1:24.339	7	+ 0.369
12	14	18.086	4	33	31.915	14	2	33.829	3	6	EBRAHIM	1:23.979	1:24.244	8	+ 0.265
13	6	18.103	14	6	31.963	8	6	33.913	8	14	BORTOLOTT	1:23.998	1:24.029	5	+ 0.031
14	24	18.105	8	27	31.983	12	18	33.993	3	11	CLARKE	1:24.056	1:24.275	12	+ 0.219
15	33	18.109	6	14	32.087	7	5	33.998	3	27	SANCHEZ	1:24.249	1:24.368	12	+ 0.119
16	23	18.116	4	11	32.097	11	11	34.013	12	3	PALMER	1:24.250	1:24.391	5	+ 0.141
17	10	18.129	4	18	32.098	6	23	34.032	7	24	GLADDIS	1:24.279	1:24.515	12	+ 0.236
18	17	18.131	10	31	32.126	7	17	34.049	10	5	BRUNDLE	1:24.287	1:24.435	8	+ 0.148
19	27	18.134	13	5	32.142	4	27	34.132	6	17	IACONELLI	1:24.325	1:24.413	10	+ 0.088
20	3	18.136	11	17	32.145	6	3	34.207	5	18	GACHNANG	1:24.333	1:24.472	6	+ 0.139
21	5	18.147	8	10	32.246	4	10	34.299	4	23	KARJALAIN	1:24.418	1:24.720	7	+ 0.302
22	18	18.242	4	23	32.270	11	24	34.315	14	10	DE MARCO	1:24.674	1:24.674	4	+ 0.000
23	9	18.260	5	9	32.909	6	9	34.772	4	9	GANDOLFI	1:25.941	1:26.888	6	+ 0.947
24	20	18.356	3	20	33.737	3	20	35.041	2	20	HOING	1:27.134	1:32.083	4	+ 4.949

'Perfect Lap' - 1:23.023



Circuit Length - 4.023 kilometres  
Donington Park  
Donington

Weather/Track : Cloudy / Dry

## FIA Formula 2 Championship

### QUALIFYING 2 - PROVISIONAL CLASSIFICATION

POS	NO	CL	DRIVER	NAT	SPONSOR	TIME	LAPS	GAP	KPH
1	4		<b>Julien JOUSSE</b>	<b>FRA</b>	E Leclerc	1:23.507	14		173.43
2	2		<b>Sebastian HOHENTHAL</b>	<b>SWE</b>	Mafi - Sweden Team	1:23.635	15	0.128	173.16
3	14		<b>Mirko BORTOLOTTI</b>	<b>ITA</b>	Red Bull	1:23.681	14	0.174	173.07
4	21		<b>Kazim VASILIAUSKAS</b>	<b>LTU</b>	Darsena Management	1:23.709	14	0.202	173.01
5	16		<b>Edoardo PISCOPO</b>	<b>ITA</b>	Auto Capital	1:23.714	14	0.207	173.00
6	22		<b>Andy SOUCEK</b>	<b>ESP</b>	FK-Automotive	1:23.763	11	0.256	172.90
7	15		<b>Mikhail ALESHIN</b>	<b>RUS</b>	Red Bull - Lukoil	1:23.847	13	0.340	172.72
8	12		<b>Robert WICKENS</b>	<b>CAN</b>	Red Bull - Lukoil	1:23.884	15	0.377	172.65
9	8		<b>Tobias HEGEWALD</b>	<b>GER</b>	Interwetten	1:23.943	12	0.436	172.53
10	33		<b>Philipp ENG</b>	<b>AUT</b>	European Racing Events	1:24.003	17	0.496	172.40
11	25		<b>Milos PAVLOVIC</b>	<b>SRB</b>	Bobby Tech	1:24.044	16	0.537	172.32
12	17		<b>Carlos IACONELLI</b>	<b>BRA</b>	Iaconelli.com	1:24.098	12	0.591	172.21
13	27		<b>German SANCHEZ</b>	<b>ESP</b>	Go-Karts Orihuela Costa	1:24.198	14	0.691	172.00
14	6		<b>Armaan EBRAHIM</b>	<b>IND</b>	JK Racing	1:24.249	17	0.742	171.90
15	31		<b>Jason MOORE</b>	<b>GBR</b>	Olney Tyres & Exhausts	1:24.354	17	0.847	171.69
16	24		<b>Tom GLADDIS</b>	<b>GBR</b>	Marrache & Co	1:24.446	16	0.939	171.50
17	3		<b>Jolyon PALMER</b>	<b>GBR</b>	Comma Oil	1:24.472	17	0.965	171.45
18	23		<b>Henri KARJALAINEN</b>	<b>FIN</b>	Everyman - LTC Rakennus	1:24.493	15	0.986	171.40
19	10		<b>Nicola DE MARCO</b>	<b>ITA</b>	Friulana Flange	1:24.680	16	1.173	171.03
20	11		<b>Jack CLARKE</b>	<b>GBR</b>	KSS Design Group	1:24.718	16	1.211	170.95
21	5		<b>Alex BRUNDLE</b>	<b>GBR</b>	Sen - GAC - Nasstar	1:24.739	14	1.232	170.91
22	18		<b>Natacha GACHNANG</b>	<b>SUI</b>	Motorex	1:25.046	16	1.539	170.29
23	20		<b>Jens HOING</b>	<b>GER</b>	HASKAMP	1:25.894	13	2.387	168.61
24	9		<b>Pietro GANDOLFI</b>	<b>ITA</b>	Piscine Laghetto	1:26.951	9	3.444	166.56

QUALIFICATION MAXIMA 1:29.352

Weather/Track: Sun °/Dry °

Donington Park  
Circuit Length = 4.0230 km.  
Start: 17:00 End: 17:30

Race Director:	Steward:	Timekeeper:
----------------	----------	-------------

## FIA Formula 2 Championship

### QUALIFYING 2 - RESULT

POS	NO	CL	DRIVER	NAT	SPONSOR	TIME	LAPS	GAP	KPH
1	4		<b>Julien JOUSSE</b>	<b>FRA</b>	E Leclerc	1:23.507	14		173.43
2	2		<b>Sebastian HOHENTHAL</b>	<b>SWE</b>	Mafi - Sweden Team	1:23.635	15	0.128	173.16
3	14		<b>Mirko BORTOLOTTI</b>	<b>ITA</b>	Red Bull	1:23.681	14	0.174	173.07
4	21		<b>Kazim VASILIAUSKAS</b>	<b>LTU</b>	Darsena Management	1:23.709	14	0.202	173.01
5	16		<b>Edoardo PISCOPO</b>	<b>ITA</b>	Auto Capital	1:23.714	14	0.207	173.00
6	22		<b>Andy SOUCEK</b>	<b>ESP</b>	FK-Automotive	1:23.763	11	0.256	172.90
7	15		<b>Mikhail ALESHIN</b>	<b>RUS</b>	Red Bull - Lukoil	1:23.847	13	0.340	172.72
8	12		<b>Robert WICKENS</b>	<b>CAN</b>	Red Bull - Lukoil	1:23.884	15	0.377	172.65
9	8		<b>Tobias HEGEWALD</b>	<b>GER</b>	Interwetten	1:23.943	12	0.436	172.53
10	33		<b>Philipp ENG</b>	<b>AUT</b>	European Racing Events	1:24.003	17	0.496	172.40
11	25		<b>Milos PAVLOVIC</b>	<b>SRB</b>	Bobby Tech	1:24.044	16	0.537	172.32
12	17		<b>Carlos IACONELLI</b>	<b>BRA</b>	Iaconelli.com	1:24.098	12	0.591	172.21
13	27		<b>German SANCHEZ</b>	<b>ESP</b>	Go-Karts Orihuela Costa	1:24.198	14	0.691	172.00
14	6		<b>Armaan EBRAHIM</b>	<b>IND</b>	JK Racing	1:24.249	17	0.742	171.90
15	31		<b>Jason MOORE</b>	<b>GBR</b>	Olney Tyres & Exhausts	1:24.354	17	0.847	171.69
16	24		<b>Tom GLADDIS</b>	<b>GBR</b>	Marrache & Co	1:24.446	16	0.939	171.50
17	3		<b>Jolyon PALMER</b>	<b>GBR</b>	Comma Oil	1:24.472	17	0.965	171.45
18	23		<b>Henri KARJALAINEN</b>	<b>FIN</b>	Everyman - LTC Rakennus	1:24.493	15	0.986	171.40
19	10		<b>Nicola DE MARCO</b>	<b>ITA</b>	Friulana Flange	1:24.680	16	1.173	171.03
20	11		<b>Jack CLARKE</b>	<b>GBR</b>	KSS Design Group	1:24.718	16	1.211	170.95
21	5		<b>Alex BRUNDLE</b>	<b>GBR</b>	Sen - GAC - Nasstar	1:24.739	14	1.232	170.91
22	18		<b>Natacha GACHNANG</b>	<b>SUI</b>	Motorex	1:25.046	16	1.539	170.29
23	20		<b>Jens HOING</b>	<b>GER</b>	HASKAMP	1:25.894	13	2.387	168.61
24	9		<b>Pietro GANDOLFI</b>	<b>ITA</b>	Piscine Laghetto	1:26.951	9	3.444	166.56

QUALIFICATION MAXIMA 1:29.352

Donington Park  
Circuit Length = 4.0230 km.

Steward:	Steward:	Steward:
----------	----------	----------

# FIA Formula 2 Championship

## Qualifying 2 - Sector Analysis Report

Lap S1 Time S1 Spd S2 Time S2 Spd S3 Time S3 Spd Lap Time Pit Lap S1 Time S1 Spd S2 Time S2 Spd S3 Time S3 Spd Lap Time Pit

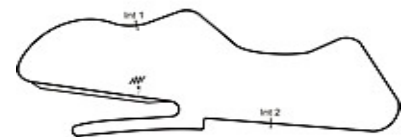
2 HOENTHAL				SWE		Mafi - Sweden Team					
1	15:27.398	207.2	36.585	38.017	16:42.000	9	18.021	242.1	31.810	33.980	1:23.811
2	18.672	239.4	35.952	36.996	1:31.620	10	18.103	240.5	31.712	34.293	1:24.108
3	18.094	241.0	31.903	33.955	1:23.952	11	18.022	240.5	31.540	34.073	1:23.635
4	18.019	242.1	31.608	34.174	1:23.801	12	18.108	240.0	31.407	34.147	1:23.662
5	19.480	202.6	36.622	35.656	1:31.758	13	18.073	242.1	31.517	34.259	1:23.849
6	18.182	240.5	32.462	42.306	1:32.950 Pit	14	18.685	218.6	33.512	43.267	1:35.464
7	5:15.283	217.7	34.914	36.368	6:26.565	15	18.052	241.0	32.419	38.876	1:29.347 Pit
8	18.168	240.0	32.028	33.968	1:24.164						

3 PALMER				GBR		Comma Oil					
1	16:07.852	207.2	35.357	39.881	17:23.090	10	18.500	238.9	32.489	36.635	1:27.624
2	18.767	217.3	32.763	34.840	1:26.370	11	18.306	241.0	32.157	37.588	1:28.051
3	18.356	239.4	33.894	35.002	1:27.252	12	18.322	239.4	31.970	34.180	1:24.472
4	18.369	240.0	1:06.123	35.836	2:00.328	13	18.112	241.0	35.212	38.474	1:31.798
5	18.501	239.4	33.069	34.875	1:26.445	14	18.301	240.0	32.322	34.272	1:24.895
6	18.363	237.8	32.476	34.653	1:25.492	15	18.096	238.4	32.033	34.579	1:24.708
7	18.301	240.0	32.625	34.724	1:25.650	16	18.274	238.4	32.168	34.440	1:24.882
8	18.498	239.4	33.684	39.159	1:31.341 Pit	17	18.218	236.8	34.137	44.603	1:36.958 Pit
9	5:07.503	222.6	33.669	35.550	6:16.722						

4 JOUSSE				FRA		E Leclerc					
1	16:39.082	236.8	35.677	39.129	17:53.888	9	18.047	248.2	31.953	33.733	1:23.733
2	18.297	242.1	32.864	34.346	1:25.507	10	18.031	245.4	31.846	33.630	1:23.507
3	18.180	243.2	32.334	33.815	1:24.329	11	18.647	213.4	36.549	40.250	1:35.446
4	18.374	228.8	35.068	35.788	1:29.230	12	18.223	219.5	36.245	38.033	1:32.501
5	18.071	245.4	32.076	33.830	1:23.977	13	17.991	244.3	31.645	33.966	1:23.602
6	18.165	244.8	32.519	37.674	1:28.358 Pit	14	17.975	246.0	32.252	41.499	1:31.726 Pit
7	6:18.388	236.3	36.362	40.579	7:35.329						
8	18.144	244.8	32.339	34.324	1:24.807						

5 BRUNDLE				GBR		Sen - GAC - Nasstar					
1	16:32.563	232.2	33.478	35.410	17:41.451	9	4:38.705	176.7	36.918	35.374	5:50.997
2	18.418	237.3	32.758	34.801	1:25.977	10	18.200	241.0	33.070	35.079	1:26.349
3	18.361	235.8	32.416	34.468	1:25.245	11	18.289	240.0	32.327	34.123	1:24.739
4	18.221	240.0	32.288	34.666	1:25.175	12	18.355	238.4	32.323	34.312	1:24.990
5	18.120	238.9	32.156	34.617	1:24.893	13	18.208	239.4	32.035	34.766	1:25.009
6	18.309	240.5	33.455	35.829	1:27.593	14	18.510	236.3	46.546	48.675	1:53.731 Pit
7	18.531	238.9	33.269	35.020	1:26.820						
8	18.546	237.8	32.516	40.561	1:31.623 Pit						

6 EBRAHIM				IND		JK Racing					
1	16:00.214	210.9	35.784	36.120	17:12.118	10	18.036	244.8	32.348	34.405	1:24.789
2	18.770	240.5	33.184	34.440	1:26.394	11	19.785	203.0	34.269	37.018	1:31.072
3	18.231	243.7	32.096	34.155	1:24.482	12	18.161	243.7	32.198	33.998	1:24.357
4	18.059	243.2	32.978	34.431	1:25.468	13	18.059	246.5	32.052	34.321	1:24.432
5	18.073	245.4	34.697	34.550	1:27.320	14	18.042	244.8	34.091	41.414	1:33.547
6	18.143	242.1	32.765	38.269	1:29.177 Pit	15	18.056	243.2	31.952	34.241	1:24.249
7	4:48.119	204.5	34.399	37.995	6:00.513	16	18.086	244.3	33.928	37.845	1:29.859
8	18.319	242.1	32.211	34.891	1:25.421	17	19.051	237.8	33.370	47.857	1:40.278 Pit
9	18.045	244.3	32.450	34.015	1:24.510						



Weather/Track : Sun / Dry

Circuit Length - 4.023 kilometres  
Donington Park  
Donington

# FIA Formula 2 Championship

## Qualifying 2 - Sector Analysis Report

Lap S1 Time S1 Spd S2 Time S2 Spd S3 Time S3 Spd Lap Time Pit Lap S1 Time S1 Spd S2 Time S2 Spd S3 Time S3 Spd Lap Time Pit

### 8 HEGEWALD

GER

Interwetten

1	16:46.431	171.1	40.524	36.803	18:03.758	8	17.966	243.7	54.723	37.004	1:49.693
2	18.402	239.4	32.518	34.153	1:25.073	9	18.459	219.9	38.705	37.464	1:34.628
3	18.066	243.2	32.092	34.065	1:24.223	10	18.247	241.0	32.566	34.510	1:25.323
4	18.019	242.1	32.210	40.694	1:30.923 Pit	11	18.147	243.7	32.351	34.024	1:24.522
5	4:55.223	185.2	38.623	37.791	6:11.637	12	17.985	244.8	36.307	42.710	1:37.002 Pit
6	18.229	243.7	32.105	33.978	1:24.312						
7	18.207	241.0	31.949	33.787	1:23.943						

### 9 GANDOLFI

ITA

Piscine Laghetto

1	16:10.105	158.8	36.831	38.003	17:24.939	6	18.405	238.4	33.312	35.234	1:26.951
2	18.485	233.7	33.461	35.602	1:27.548	7	18.568	235.8	33.603	35.346	1:27.517
3	19.365	234.7	33.648	35.228	1:28.241	8	20.207	214.7	33.817	39.443	1:33.467 Pit
4	18.528	236.3	33.713	35.165	1:27.406	9	6:11.036	206.5	34.034	42.754	7:27.824
5	18.571	235.2	33.551	34.849	1:26.971						

### 10 DE MARCO

ITA

Friulana Flange

1	16:07.258	203.7	35.533	36.613	17:19.404	10	18.129	240.0	32.415	34.364	1:24.908
2	18.597	242.6	32.557	34.803	1:25.957	11	18.243	242.6	32.118	34.319	1:24.680
3	18.249	243.7	32.177	34.296	1:24.722	12	18.130	246.0	32.085	34.577	1:24.792
4	18.116	241.6	32.358	34.343	1:24.817	13	18.034	244.3	37.883	44.008	1:39.925
5	18.233	243.7	32.219	34.350	1:24.802	14	18.169	243.2	32.128	34.571	1:24.868
6	18.323	243.7	33.250	39.850	1:31.423 Pit	15	18.084	244.3	32.199	34.544	1:24.827
7	5:59.190	221.3	35.512	35.734	7:10.436	16	18.225	234.2	34.781	43.609	1:36.615 Pit
8	18.462	242.1	32.743	34.714	1:25.919						
9	18.148	246.0	32.341	34.605	1:25.094						

### 11 CLARKE

GBR

KSS Design Group

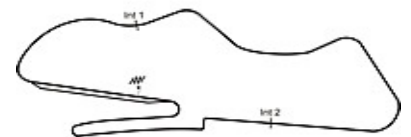
1	15:28.235	229.7	37.022	37.808	16:43.065	10	18.289	241.6	32.084	34.345	1:24.718
2	18.434	238.4	33.175	34.661	1:26.270	11	18.034	240.5	37.764	39.554	1:35.352
3	18.449	237.8	32.680	34.729	1:25.858	12	18.284	244.8	32.576	34.086	1:24.946
4	18.239	241.0	32.521	34.584	1:25.344	13	18.173	240.5	32.305	34.372	1:24.850
5	18.240	242.6	32.371	35.125	1:25.736	14	18.202	240.0	32.392	34.387	1:24.981
6	18.294	239.4	40.753	36.578	1:35.625	15	18.002	243.2	32.577	34.342	1:24.921
7	18.558	239.4	33.273	38.936	1:30.767 Pit	16	18.101	240.5	34.683	42.217	1:35.001 Pit
8	4:09.739	198.8	34.740	36.862	5:21.341						
9	18.390	243.2	32.655	34.919	1:25.964						

### 12 WICKENS

CAN

Red Bull - Lukoil

1	15:58.313	227.8	34.880	39.780	17:12.973 Pit	9	19.502	219.9	33.503	36.909	1:29.914
2	4:03.638	240.0	33.034	38.350	5:15.022	10	18.458	242.1	32.109	34.661	1:25.228
3	18.144	240.5	34.634	35.434	1:28.212	11	17.936	246.0	39.280	41.755	1:38.971
4	18.209	243.7	32.080	33.858	1:24.147	12	17.967	242.6	32.420	34.042	1:24.429
5	18.442	242.1	31.988	34.139	1:24.569	13	18.053	243.7	31.697	34.215	1:23.965
6	18.036	243.2	32.078	33.912	1:24.026	14	18.063	246.0	32.591	34.010	1:24.664
7	18.272	241.6	32.184	37.908	1:28.364 Pit	15	18.089	242.1	31.880	33.915	1:23.884
8	4:54.970	197.0	38.813	35.567	6:09.350						



Weather/Track : Sun / Dry

Circuit Length - 4.023 kilometres  
Donington Park  
Donington

Printed at 17:35, Saturday, 15 August, 2009

© MST Systems Ltd, 2005 (www.mstworld.com)

Page 2

# FIA Formula 2 Championship

## Qualifying 2 - Sector Analysis Report

Lap S1 Time S1 Spd S2 Time S2 Spd S3 Time S3 Spd Lap Time Pit Lap S1 Time S1 Spd S2 Time S2 Spd S3 Time S3 Spd Lap Time Pit

### 14 BORTOLOTTI

ITA

Red Bull

1	20:12.351	225.4	36.099	34.645	21:23.095	9	4:20.373	212.5	36.239	38.689	5:35.301
2	18.341	240.5	32.771	34.214	1:25.326	10	18.257	247.7	32.153	34.075	1:24.485
3	18.372	242.1	32.364	34.146	1:24.882	11	18.083	245.4	31.930	33.668	1:23.681
4	18.125	240.5	32.224	34.109	1:24.458	12	18.146	243.7	31.952	34.234	1:24.332
5	18.171	241.6	32.118	34.149	1:24.438	13	21.736	175.0	35.037	34.784	1:31.557
6	18.378	217.3	33.191	35.117	1:26.686	14	18.459	193.8	39.980	49.807	1:48.246 Pit
7	18.190	240.5	32.174	34.227	1:24.591						
8	18.254	243.2	34.005	38.313	1:30.572 Pit						

### 15 ALESHIN

RUS

Red Bull - Lukoil

1	15:54.649	196.7	33.776	37.955	17:06.380	8	18.192	240.5	31.983	33.748	1:23.923
2	18.388	241.0	32.350	34.302	1:25.040	9	18.012	242.6	31.984	33.851	1:23.847
3	18.186	239.4	32.130	33.698	1:24.014	10	21.860	171.7	39.044	34.611	1:35.515
4	18.187	241.0	32.139	34.139	1:24.465	11	18.087	241.0	31.979	34.053	1:24.119
5	18.153	244.3	32.291	40.872	1:31.316 Pit	12	19.326	182.7	36.432	35.160	1:30.918
6	4:30.907	112.3	43.803	37.325	5:52.035	13	18.010	242.6	31.957	41.137	1:31.104 Pit
7	18.420	242.1	32.388	34.079	1:24.887						

### 16 PISCOPO

ITA

Auto Capital

1	17:04.248	194.2	36.377	35.972	18:16.597	9	18.078	241.6	31.938	33.859	1:23.875
2	18.334	240.0	32.482	34.230	1:25.046	10	18.049	245.4	31.803	33.862	1:23.714
3	18.130	244.3	33.073	35.304	1:26.507	11	18.045	244.3	34.332	40.155	1:32.532
4	18.098	242.6	32.311	36.074	1:26.483	12	18.031	241.6	31.960	34.135	1:24.126
5	18.110	242.6	32.312	34.409	1:24.831	13	18.163	240.5	31.878	34.411	1:24.452
6	18.593	243.2	32.836	39.390	1:30.819 Pit	14	21.255	183.6	39.563	47.869	1:48.687 Pit
7	7:59.383	226.4	33.792	35.458	9:08.633						
8	18.152	240.5	32.285	34.343	1:24.780						

### 17 IACONELLI

BRA

Iaconelli.com

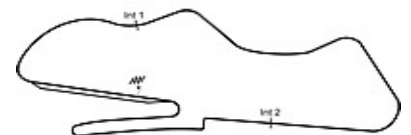
1	16:57.266	215.1	35.089	35.585	18:07.940	8	18.301	240.5	32.300	33.878	1:24.479
2	18.413	238.9	33.738	34.510	1:26.661	9	18.065	241.0	32.058	33.975	1:24.098
3	18.249	241.6	32.585	34.299	1:25.133	10	18.141	240.5	34.679	38.816	1:31.636
4	18.147	243.2	32.557	34.526	1:25.230	11	18.178	241.0	31.984	34.086	1:24.248
5	18.245	242.6	32.259	34.309	1:24.813	12	18.155	241.0	34.658	50.394	1:43.207 Pit
6	18.228	241.6	32.361	40.530	1:31.119 Pit						
7	10:19.257	218.6	34.781	35.879	11:29.917						

### 18 GACHNANG

SUI

Motorex

1	16:09.837	152.7	39.820	39.216	17:28.873	10	21.085	158.5	37.304	37.146	1:35.535
2	19.498	235.8	33.633	34.998	1:28.129	11	18.550	240.5	32.518	35.721	1:26.789
3	18.640	241.0	32.942	34.713	1:26.295	12	18.232	241.6	34.195	35.912	1:28.339
4	18.603	237.8	32.881	36.840	1:28.324	13	18.374	241.0	32.270	34.402	1:25.046
5	18.390	236.8	32.544	34.450	1:25.384	14	18.438	239.4	32.055	35.025	1:25.518
6	18.381	233.2	32.978	37.438	1:28.797	15	18.276	242.6	32.625	34.822	1:25.723
7	18.403	238.4	32.761	34.696	1:25.860	16	18.305	242.1	32.451	34.568	1:25.324
8	18.842	235.8	34.307	39.590	1:32.739 Pit						
9	6:39.669	139.8	38.582	35.687	7:53.938						



Weather/Track : Sun / Dry

Circuit Length - 4.023 kilometres  
Donington Park  
Donington

# FIA Formula 2 Championship

## Qualifying 2 - Sector Analysis Report

Lap S1 Time S1 Spd S2 Time S2 Spd S3 Time S3 Spd Lap Time Pit Lap S1 Time S1 Spd S2 Time S2 Spd S3 Time S3 Spd Lap Time Pit

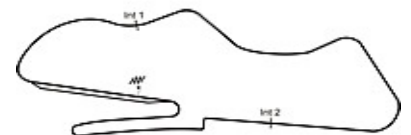
20 HOING				GER		HASKAMP					
1	17:42.760	143.4	39.355	37.005	18:59.120	8	7:42.679	206.5	34.091	35.064	8:51.834
2	19.220	224.5	34.198	35.402	1:28.820	9	18.444	239.4	32.362	35.088	1:25.894
3	18.486	236.8	33.076	34.767	1:26.329	10	18.547	241.6	34.199	35.082	1:27.828
4	18.433	241.6	33.222	34.939	1:26.594	11	18.456	239.4	33.526	39.478	1:31.460 Pit
5	18.433	240.5	34.761	35.669	1:28.863	12	1:21.587	179.7	34.008	35.580	2:31.175
6	18.442	238.4	33.601	35.142	1:27.185	13	18.703	234.2	33.190	35.430	1:27.323
7	18.984	237.8	33.561	41.599	1:34.144 Pit						

21 VASILIAUSKAS				LTU		Darsena Management					
1	15:34.012	177.3	37.569	35.885	16:47.466	9	18.026	243.7	32.316	33.649	1:23.991
2	18.531	239.4	33.041	36.194	1:27.766	10	18.076	246.0	31.970	33.879	1:23.925
3	18.195	242.1	32.252	33.954	1:24.401	11	18.058	242.1	31.771	33.880	1:23.709
4	18.043	240.5	32.405	34.081	1:24.529	12	18.061	243.2	47.960	39.502	1:45.523
5	18.153	244.3	32.260	34.218	1:24.631	13	18.133	242.1	31.948	34.085	1:24.166
6	18.128	242.6	33.902	37.376	1:29.406 Pit	14	19.302	206.8	36.103	48.399	1:43.804 Pit
7	8:41.871	192.5	35.992	35.315	9:53.178						
8	18.325	247.1	32.431	33.974	1:24.730						

22 SOUCEK				ESP		FK-Automotive					
1	16:47.056	187.5	40.774	37.443	18:05.273	7	18.216	240.0	32.317	35.041	1:25.574
2	18.213	237.8	32.202	34.109	1:24.524	8	18.127	244.3	31.898	33.738	1:23.763
3	18.054	244.3	31.862	34.061	1:23.977	9	18.135	242.6	31.842	33.790	1:23.767
4	21.205	175.8	40.119	36.519	1:37.843	10	23.310	157.6	40.073	36.918	1:40.301
5	18.062	242.6	33.124	40.256	1:31.442 Pit	11	20.429	180.6	34.597	34.298	1:29.324
6	5:31.145	200.7	35.437	35.084	6:41.666						

23 KARJALAINEN				FIN		Everyman - LTC Rakennus					
1	15:56.259	204.1	34.334	36.859	17:07.452	9	18.416	242.6	32.675	34.379	1:25.470
2	18.467	240.0	32.644	34.661	1:25.772	10	18.239	242.1	32.141	34.113	1:24.493
3	18.444	236.3	32.831	35.240	1:26.515	11	18.228	240.0	32.208	34.137	1:24.573
4	18.515	235.8	32.765	34.166	1:25.446	12	18.295	239.4	32.628	42.173	1:33.096
5	18.326	238.9	32.733	34.475	1:25.534	13	18.140	238.9	38.511	34.726	1:31.377
6	18.273	243.7	33.271	34.536	1:26.080	14	18.292	237.8	32.466	34.560	1:25.318
7	18.342	238.9	32.558	39.580	1:30.480 Pit	15	18.294	239.4	34.856	44.304	1:37.454 Pit
8	7:43.557	190.1	41.532	36.625	9:01.714						

24 GLADDIS				GBR		Marrache & Co					
1	15:40.732	225.4	33.947	35.522	16:50.201	10	7:09.680	157.6	40.412	38.250	8:28.342
2	18.527	237.8	33.032	36.657	1:28.216	11	18.370	243.2	32.610	34.384	1:25.364
3	18.302	240.0	32.592	34.526	1:25.420	12	18.089	243.7	32.223	34.433	1:24.745
4	18.222	240.0	32.386	35.032	1:25.640	13	18.167	243.7	33.135	36.230	1:27.532
5	18.312	242.1	32.750	36.334	1:27.396	14	18.189	240.5	31.917	34.340	1:24.446
6	18.233	242.6	32.503	34.990	1:25.726	15	18.209	239.4	32.043	34.454	1:24.706
7	18.366	238.9	32.875	34.659	1:25.900	16	18.136	241.0	32.243	34.492	1:24.871
8	18.316	240.0	32.400	34.768	1:25.484						
9	18.422	238.9	33.056	1:05.679	1:57.157 Pit						



Weather/Track : Sun / Dry

Circuit Length - 4.023 kilometres  
Donington Park  
Donington

# FIA Formula 2 Championship

## Qualifying 2 - Sector Analysis Report

Lap S1 Time S1 Spd S2 Time S2 Spd S3 Time S3 Spd Lap Time Pit Lap S1 Time S1 Spd S2 Time S2 Spd S3 Time S3 Spd Lap Time Pit

### 25 PAVLOVIC

SRB

Bobby Tech

1	15:41.008	217.3	34.146	45.113	17:00.267	10	19.410	181.5	35.021	34.491	1:28.922	
2	18.375	244.3	32.495	34.313	1:25.183	11	17.995	245.4	34.501	36.174	1:28.670	
3	18.216	246.0	32.152	33.998	1:24.366	12	18.014	249.4	38.857	44.261	1:41.132	
4	18.025	244.3	31.976	34.132	1:24.133	13	18.062	240.5	32.115	33.867	1:24.044	
5	18.805	212.1	34.419	35.105	1:28.329	14	18.006	243.7	32.003	34.365	1:24.374	
6	18.217	242.6	36.076	38.419	1:32.712	Pit	15	19.347	216.0	36.824	37.844	1:34.015
7	7:14.961	224.5	34.938	42.703	8:32.602	16	18.034	244.3	32.012	34.322	1:24.368	
8	18.143	244.8	32.247	37.892	1:28.282							
9	18.039	245.4	32.116	33.958	1:24.113							

### 27 SANCHEZ

ESP

Go-Karts Orihuela Costa

1	16:16.639	169.2	39.368	39.040	17:35.047	9	4:58.693	167.7	37.954	37.440	6:14.087	
2	21.022	201.4	38.839	36.578	1:36.439	10	18.506	223.1	33.279	34.624	1:26.409	
3	18.453	240.0	32.918	34.887	1:26.258	11	18.289	238.4	32.309	35.358	1:25.956	
4	18.300	237.8	32.471	34.366	1:25.137	12	20.583	196.3	35.111	36.010	1:31.704	
5	18.266	237.8	32.446	34.460	1:25.172	13	18.072	241.6	32.181	33.945	1:24.198	
6	18.207	239.4	32.526	34.411	1:25.144	14	18.058	243.2	32.339	34.120	1:24.517	
7	19.576	203.3	34.871	34.752	1:29.199							
8	18.414	238.9	33.643	39.829	1:31.886	Pit						

### 31 MOORE

GBR

Olney Tyres & Exhausts

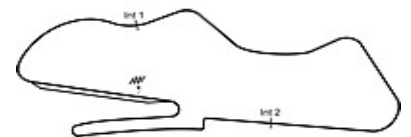
1	16:27.784	208.8	38.591	39.241	17:45.616	10	18.225	241.6	32.556	34.358	1:25.139	
2	18.674	235.8	32.758	34.835	1:26.267	11	18.108	240.0	32.189	34.057	1:24.354	
3	18.540	235.8	32.977	39.862	1:31.379	12	19.166	206.5	35.011	36.925	1:31.102	
4	18.197	241.6	33.564	34.483	1:26.244	13	18.132	238.9	32.153	34.225	1:24.510	
5	18.203	240.0	32.645	34.527	1:25.375	14	18.365	218.6	36.011	38.361	1:32.737	
6	18.278	240.5	32.755	34.444	1:25.477	15	18.142	237.8	32.174	34.203	1:24.519	
7	18.286	238.9	34.280	39.666	1:32.232	Pit	16	20.462	165.1	40.749	37.321	1:38.532
8	4:14.777	214.2	37.059	37.365	5:29.201	17	18.256	239.4	32.651	34.441	1:25.348	
9	18.398	241.0	32.285	34.157	1:24.840							

### 33 ENG

AUT

European Racing Events

1	16:23.339	122.1	39.482	37.833	17:40.654	10	18.169	241.0	32.105	34.001	1:24.275	
2	18.408	237.8	32.882	33.964	1:25.254	11	18.833	217.3	33.588	37.264	1:29.685	
3	18.242	240.0	32.397	34.504	1:25.143	12	18.269	242.1	32.002	36.454	1:26.725	
4	18.196	238.4	32.751	35.002	1:25.949	13	18.043	238.9	33.852	35.925	1:27.820	
5	18.169	239.4	32.362	34.169	1:24.700	14	18.168	237.8	31.867	33.968	1:24.003	
6	18.154	243.2	34.018	35.436	1:27.608	15	18.159	241.6	38.700	42.811	1:39.670	
7	18.691	237.8	32.579	38.015	1:29.285	Pit	16	18.104	239.4	32.231	33.994	1:24.329
8	5:15.690	196.3	36.767	42.486	6:34.943	17	18.233	237.8	32.314	34.106	1:24.653	
9	18.409	237.3	32.406	34.872	1:25.687							



Weather/Track : Sun / Dry

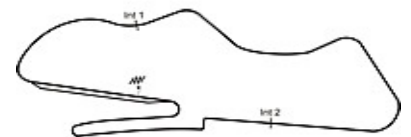
Circuit Length - 4.023 kilometres  
Donington Park  
Donington

# FIA Formula 2 Championship

## Qualifying 2 - Best Sector Times Report

POS	NO	SECTOR 1		SECTOR 2		SECTOR 3		IDEAL/BEST LAP COMPARISON							
		TIME	LAP	NO	TIME	LAP	NO	TIME	LAP	NO	NAME	IDEAL	BEST	LAP	DIFF
1	12	17.936	11	2	31.407	12	4	33.630	10	4	JOUSSE	1:23.250	1:23.507	10	+ 0.257
2	8	17.966	8	4	31.645	13	21	33.649	9	2	HOHENTHAL	1:23.381	1:23.635	11	+ 0.254
3	4	17.975	14	12	31.697	13	14	33.668	11	21	VASILIAUSK	1:23.446	1:23.709	11	+ 0.263
4	25	17.995	11	21	31.771	11	15	33.698	3	12	WICKENS	1:23.491	1:23.884	15	+ 0.393
5	11	18.002	15	16	31.803	10	22	33.738	8	22	SOUCEK	1:23.634	1:23.763	8	+ 0.129
6	15	18.010	13	22	31.842	9	8	33.787	7	15	ALESHIN	1:23.665	1:23.847	9	+ 0.182
7	2	18.019	4	33	31.867	14	12	33.858	4	14	BORTOLOTT	1:23.681	1:23.681	11	+ 0.000
8	21	18.026	9	24	31.917	14	16	33.859	9	16	PISCOPO	1:23.693	1:23.714	10	+ 0.021
9	16	18.031	12	14	31.930	11	25	33.867	13	8	HEGEWALD	1:23.702	1:23.943	7	+ 0.241
10	10	18.034	13	8	31.949	7	17	33.878	8	25	PAVLOVIC	1:23.838	1:24.044	13	+ 0.206
11	6	18.036	10	6	31.952	15	27	33.945	13	33	ENG	1:23.874	1:24.003	14	+ 0.129
12	33	18.043	13	15	31.957	13	2	33.955	3	17	IACONELLI	1:23.927	1:24.098	9	+ 0.171
13	22	18.054	3	3	31.970	12	33	33.964	2	6	EBRAHIM	1:23.986	1:24.249	15	+ 0.263
14	27	18.058	14	25	31.976	4	6	33.998	12	11	CLARKE	1:24.172	1:24.718	10	+ 0.546
15	17	18.065	9	17	31.984	11	31	34.057	11	27	SANCHEZ	1:24.184	1:24.198	13	+ 0.014
16	14	18.083	11	5	32.035	13	11	34.086	12	3	PALMER	1:24.246	1:24.472	12	+ 0.226
17	24	18.089	12	18	32.055	14	23	34.113	10	5	BRUNDLE	1:24.278	1:24.739	11	+ 0.461
18	3	18.096	15	11	32.084	10	5	34.123	11	31	MOORE	1:24.318	1:24.354	11	+ 0.036
19	31	18.108	11	10	32.085	12	3	34.180	12	24	GLADDIS	1:24.346	1:24.446	14	+ 0.100
20	5	18.120	5	23	32.141	10	10	34.296	3	23	KARJALAIN	1:24.394	1:24.493	10	+ 0.099
21	23	18.140	13	31	32.153	13	24	34.340	14	10	DE MARCO	1:24.415	1:24.680	11	+ 0.265
22	18	18.232	12	27	32.181	13	18	34.402	13	18	GACHNANG	1:24.689	1:25.046	13	+ 0.357
23	9	18.405	6	20	32.362	9	20	34.767	3	20	HOING	1:25.562	1:25.894	9	+ 0.332
24	20	18.433	4	9	33.312	6	9	34.849	5	9	GANDOLFI	1:26.566	1:26.951	6	+ 0.385

'Perfect Lap' - 1:22.973




Circuit Length - 4.023 kilometres  
Donington Park  
Donington

Weather/Track : Sun / Dry

# FIA Formula 2 Championship

## GRID FOR RACE 1

ROW 12	9	GANDOLFI	20	HOING
ROW 11	10	DE MARCO	23	KARJALAINEN
ROW 10	18	GACHNANG	24	GLADDIS
ROW 9	17	IACONELLI	5	BRUNDLE
ROW 8	27	SANCHEZ	3	PALMER
ROW 7	11	CLARKE	31	MOORE
ROW 6	14	BORTOLOTTI	6	EBRAHIM
ROW 5	21	VASILIAUSKAS	33	ENG
ROW 4	2	HOHENTHAL	12	WICKENS
ROW 3	25	PAVLOVIC	16	PISCOPO
ROW 2	22	SOUCEK	4	JOUSSE
ROW 1	8	HEGEWALD	15	ALESHIN
		<b>POLE</b>		



Car 21, drop 2 grid positions Stewards decision 1 refers.  
Car 20, permitted to start from back of the grid.

Donington Park  
Circuit Length = 4.0230 km.

Race Director:	Steward:	Timekeeper:
----------------	----------	-------------

# FIA Formula 2 Championship

## RACE 1 - PROVISIONAL CLASSIFICATION

POS	NO	CL	DRIVER	NAT	SPONSOR	TIME	LAPS	GAP	KPH	BEST
1	22		Andy SOUCEK	ESP	FK-Automotive	35:26.366	25		170.17	1:24.593
2	15		Mikhail ALESHIN	RUS	Red Bull - Lukoil	35:36.165	25	9.799	169.39	1:24.980
3	8		Tobias HEGEWALD	GER	Interwetten	35:38.342	25	11.976	169.22	1:24.894
4	16		Edoardo PISCOPO	ITA	Auto Capital	35:39.214	25	12.848	169.15	1:24.823
5	33		Philipp ENG	AUT	European Racing Events	35:40.422	25	14.056	169.05	1:24.827
6	2		Sebastian HOHENTHAL	SWE	Mafi - Sweden Team	35:42.126	25	15.760	168.92	1:24.381
7	4		Julien JOUSSE	FRA	E Leclerc	35:42.655	25	16.289	168.88	1:24.293
8	6		Armaan EBRAHIM	IND	JK Racing	35:55.962	25	29.596	167.83	1:25.343
9	11		Jack CLARKE	GBR	KSS Design Group	36:06.105	25	39.739	167.05	1:24.904
10	14		Mirko BORTOLOTTI	ITA	Red Bull	36:07.880	25	41.514	166.91	1:24.719
11	31		Jason MOORE	GBR	Olney Tyres & Exhausts	36:17.723	25	51.357	166.16	1:25.633
12	27		German SANCHEZ	ESP	Go-Karts Orihuela Costa	36:22.305	25	55.939	165.81	1:25.250
13	18		Natacha GACHNANG	SUI	Motorex	36:27.029	25	1:00.663	165.45	1:26.021
14	5		Alex BRUNDLE	GBR	Sen - GAC - Nasstar	36:53.317	25	1:26.951	163.48	1:25.156
15	23		Henri KARJALAINEN	FIN	Everyman - LTC Rakennus	36:36.820	24	1 LAP	158.12	1:24.967
16	3		Jolyon PALMER	GBR	Comma Oil	36:47.758	24	1 LAP	157.34	1:25.875
17	24		Tom GLADDIS	GBR	Marrache & Co	36:44.243	23	2 LAPS	151.02	1:25.326

### NOT CLASSIFIED

25			Milos PAVLOVIC	SRB	Bobby Tech	29:56.809	21	D.N.F.	169.14	1:24.886
17			Carlos IACONELLI	BRA	Iaconelli.com	25:21.445	17	D.N.F.	161.68	1:25.541
9			Pietro GANDOLFI	ITA	Piscine Laghetto	23:39.141	15	D.N.F.	152.92	1:26.476
12			Robert WICKENS	CAN	Red Bull - Lukoil	20:37.618	14	D.N.F.	163.65	1:25.100
20			Jens HOING	GER	HASKAMP	2:25.128	1	D.N.F.	98.30	
10			Nicola DE MARCO	ITA	Friulana Flange	2:36.014	1	D.N.F.	91.44	
21			Kazim VASILIAUSKAS	LTU	Darsena Management		0	D.N.F.	N/A	

### FASTEST LAP

4			Julien JOUSSE		E Leclerc	1:24.293	18	171.81kph	106.76mph	
---	--	--	---------------	--	-----------	----------	----	-----------	-----------	--

Weather/Track: Cloud /Dry

Donington Park  
Circuit Length = 4.0230 km.  
Start: 10:48 End: 11:23

Race Director:	Steward:	Timekeeper:
----------------	----------	-------------

# FIA Formula 2 Championship

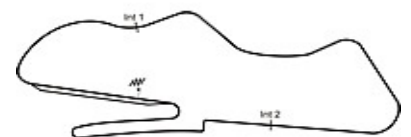
## Race 1 - Sector Analysis Report

Lap S1 Time S1 Spd S2 Time S2 Spd S3 Time S3 Spd Lap Time Pit Lap S1 Time S1 Spd S2 Time S2 Spd S3 Time S3 Spd Lap Time Pit

2 HOENTHAL				SWE				Mafi - Sweden Team					
1	22.398	242.1	33.889	35.011	209.0	1:31.298	14	18.181	240.0	32.355	34.233	207.6	1:24.769
2	18.245	237.8	32.936	39.208	196.3	1:30.389	15	18.154	241.0	32.100	34.127	206.3	1:24.381
3	18.870	238.9	33.295	34.990	206.3	1:27.155	16	18.282	240.0	32.530	34.337	203.7	1:25.149
4	18.483	238.9	32.752	34.685	201.2	1:25.920	17	18.317	239.4	32.282	34.265	206.3	1:24.864
5	18.411	237.3	32.390	34.550	209.0	1:25.351	18	18.197	241.0	32.305	34.359	205.0	1:24.861
6	18.057	239.4	32.973	34.533	205.0	1:25.563	19	18.158	242.1	32.260	34.436	206.3	1:24.854
7	18.222	236.8	32.493	34.219	202.5	1:24.934	20	18.249	240.0	32.416	34.453	206.3	1:25.118
8	18.353	237.8	32.268	34.019	205.0	1:24.640	21	18.270	240.5	32.331	34.410	205.0	1:25.011
9	18.347	241.0	32.267	34.176	205.0	1:24.790	22	18.186	243.2	32.193	34.558	206.3	1:24.937
10	18.329	239.4	32.298	34.449	205.0	1:25.076	23	18.211	242.1	32.110	34.575	206.3	1:24.896
11	18.363	238.9	32.398	34.496	206.3	1:25.257	24	18.314	240.5	32.205	34.661	206.3	1:25.180
12	18.758	214.7	33.821	34.206	206.3	1:26.785	25	18.398	239.4	32.365	34.796	206.3	1:25.559
13	18.180	241.6	32.860	34.349	206.3	1:25.389							

3 PALMER				GBR				Comma Oil					
1	23.765	231.2	34.747	36.243	209.0	1:34.755	14	18.566	239.4	34.430	35.139	205.0	1:28.135
2	18.935	232.7	33.466	35.705	207.6	1:28.106	15	18.598	241.0	32.909	35.346	202.5	1:26.853
3	18.627	238.4	33.887	35.146	205.0	1:27.660	16	18.638	240.5	33.204	35.098	206.3	1:26.940
4	18.673	234.7	32.941	34.943	205.0	1:26.557	17	18.456	242.1	33.105	1:04.274		1:55.835 Pit
5	18.664	238.4	33.132	36.534	201.2	1:28.330	18	1:38.110	213.0	34.331	35.949	202.5	2:48.390
6	18.621	237.8	32.990	34.857	206.3	1:26.468	19	18.811	235.2	33.402	36.325	206.3	1:28.538
7	18.488	238.4	33.013	35.859	206.3	1:27.360	20	18.748	237.3	33.078	34.832	205.0	1:26.658
8	18.562	236.8	33.021	35.759	206.3	1:27.342	21	18.473	237.8	32.989	34.976	206.3	1:26.438
9	18.612	234.7	33.293	34.703	206.3	1:26.608	22	18.525	237.8	32.996	35.265	203.7	1:26.786
10	18.466	239.4	33.051	35.476	206.3	1:26.993	23	18.562	235.8	32.770	34.779	203.7	1:26.111
11	18.542	238.4	32.910	35.550	206.3	1:27.002	24	18.428	237.3	32.773	34.674	203.7	1:25.875
12	18.553	238.9	33.213	35.303	205.0	1:27.069							
13	18.597	238.4	33.112	35.240	205.0	1:26.949							

4 JOUSSE				FRA				E Leclerc					
1	22.093	232.7	33.641	34.601	213.1	1:30.335	14	18.957	238.9	32.199	34.154	205.0	1:25.310
2	18.499	242.1	33.067	40.115	206.3	1:31.681	15	18.144	241.0	32.245	34.122	202.5	1:24.511
3	19.120	238.4	33.446	34.717	206.3	1:27.283	16	18.204	240.0	32.512	34.133	202.5	1:24.849
4	18.397	241.6	33.397	35.220	203.7	1:27.014	17	18.194	242.1	32.327	34.079	205.0	1:24.600
5	18.385	242.1	33.516	34.023	207.6	1:25.924	18	18.199	245.4	32.131	33.963	205.0	1:24.293
6	18.173	241.6	32.583	34.418	206.3	1:25.174	19	18.056	245.4	32.216	34.261	206.3	1:24.533
7	18.322	242.6	33.112	34.401	206.3	1:25.835	20	18.067	246.0	32.284	34.423	206.3	1:24.774
8	18.333	239.4	32.465	34.626	206.3	1:25.424	21	18.062	243.7	32.442	34.355	205.0	1:24.859
9	18.344	242.6	33.048	34.304	205.0	1:25.696	22	18.086	245.4	32.359	34.234	206.3	1:24.679
10	18.301	242.6	32.940	34.636	205.0	1:25.877	23	18.082	242.1	32.223	34.278	205.0	1:24.583
11	18.160	244.3	32.306	34.075	203.7	1:24.541	24	18.360	244.3	32.147	34.370	205.0	1:24.877
12	18.266	242.1	32.642	34.424	205.0	1:25.332	25	18.352	242.1	32.337	34.623	206.3	1:25.312
13	18.165	244.3	32.894	34.300	205.0	1:25.359							



Weather/Track : Cloud / Dry

Circuit Length - 4.023 kilometres  
Donington Park  
Donington

# FIA Formula 2 Championship

## Race 1 - Sector Analysis Report

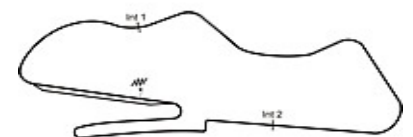
Lap S1 Time S1 Spd S2 Time S2 Spd S3 Time S3 Spd Lap Time Pit Lap S1 Time S1 Spd S2 Time S2 Spd S3 Time S3 Spd Lap Time Pit

5 BRUNDLE				GBR				Sen - GAC - Nasstar					
1	24.373	223.1	36.426	36.128	203.7	1:36.927	14	18.543	240.5	1:10.767	36.150	203.7	2:05.460
2	18.747	236.3	33.224	36.791	195.1	1:28.762	15	18.408	239.4	33.802	34.732	206.3	1:26.942
3	18.630	239.4	33.353	34.916	211.7	1:26.899	16	18.356	238.9	32.517	35.112	203.7	1:25.985
4	18.395	238.4	32.799	35.069	209.0	1:26.263	17	18.418	240.5	32.581	34.818	209.0	1:25.817
5	18.228	240.0	32.741	35.930	205.0	1:26.899	18	18.222	241.0	32.382	34.616	206.3	1:25.220
6	18.553	241.6	33.043	35.025	203.7	1:26.621	19	18.229	240.0	32.524	34.608	207.6	1:25.361
7	18.455	238.9	32.786	35.871	206.3	1:27.112	20	18.183	238.4	32.390	34.678	207.6	1:25.251
8	18.570	238.9	32.882	35.206	206.3	1:26.658	21	18.334	241.6	32.849	35.004	209.0	1:26.187
9	18.486	240.0	34.011	35.230	203.7	1:27.727	22	18.190	240.0	32.295	34.671	206.3	1:25.156
10	18.541	237.3	32.949	35.287	206.3	1:26.777	23	18.369	238.9	32.473	35.131	206.3	1:25.973
11	18.523	238.9	32.786	35.757	205.0	1:27.066	24	18.244	236.8	32.322	36.565	202.5	1:27.131
12	18.519	238.9	32.861	35.720	207.6	1:27.100	25	18.487	235.8	33.134	35.638	201.2	1:27.259
13	18.488	238.9	32.998	35.278	206.3	1:26.764							

6 EBRAHIM				IND				JK Racing					
1	22.960	232.2	34.791	36.282	203.7	1:34.033	14	18.298	242.6	32.782	34.390	206.3	1:25.470
2	18.553	237.3	33.651	34.550	207.6	1:26.754	15	18.177	244.3	33.877	34.319	203.7	1:26.373
3	18.324	243.2	33.418	35.838	209.0	1:27.580	16	18.281	243.7	33.334	34.579	206.3	1:26.194
4	18.565	241.6	32.929	35.285	202.5	1:26.779	17	18.059	243.2	32.989	34.524	205.0	1:25.572
5	18.518	242.1	32.825	34.731	206.3	1:26.074	18	18.232	241.6	32.808	34.442	202.5	1:25.482
6	18.268	241.0	32.722	34.735	206.3	1:25.725	19	18.239	242.6	32.812	34.346	203.7	1:25.397
7	18.391	242.1	33.131	34.402	206.3	1:25.924	20	18.207	243.2	33.023	34.417	203.7	1:25.647
8	18.293	239.4	32.641	34.542	206.3	1:25.476	21	18.212	243.7	32.745	34.423	205.0	1:25.380
9	18.362	240.5	32.674	34.445	203.7	1:25.481	22	18.147	241.6	32.758	34.462	206.3	1:25.367
10	18.286	242.6	33.564	35.203	205.0	1:27.053	23	18.181	244.3	32.679	34.689	205.0	1:25.549
11	18.190	244.3	32.726	34.427	203.7	1:25.343	24	18.193	243.2	32.875	34.782	203.7	1:25.850
12	18.381	243.7	33.192	34.417	205.0	1:25.990	25	18.324	244.3	32.927	34.581	206.3	1:25.832
13	18.233	245.4	32.905	34.499	206.3	1:25.637							

8 HEGEWALD				GER				Interwetten					
1	21.805	240.0	33.414	34.202	205.0	1:29.421	14	18.129	241.6	32.577	34.232	205.0	1:24.938
2	18.340	238.9	32.691	34.214	203.7	1:25.245	15	18.306	242.1	32.369	34.335	207.6	1:25.010
3	18.204	240.0	32.607	34.229	205.0	1:25.040	16	18.320	241.0	32.904	34.481	205.0	1:25.705
4	18.350	239.4	32.548	34.128	203.7	1:25.026	17	18.356	242.1	32.583	34.405	203.7	1:25.344
5	18.342	240.5	32.823	34.282	203.7	1:25.447	18	18.178	242.1	32.443	34.390	205.0	1:25.011
6	18.400	239.4	32.626	34.482	210.3	1:25.508	19	18.282	242.6	32.785	34.439	205.0	1:25.506
7	18.403	241.0	32.676	34.167	202.5	1:25.246	20	18.249	242.1	32.824	35.660	203.7	1:26.733
8	18.318	239.4	32.574	34.876	209.0	1:25.768	21	18.312	243.2	32.806	34.451	205.0	1:25.569
9	18.584	226.8	33.054	34.376	202.5	1:26.014	22	18.225	242.6	32.371	34.298	203.7	1:24.894
10	18.381	239.4	32.551	34.338	203.7	1:25.270	23	18.252	241.6	32.359	35.050	205.0	1:25.661
11	18.359	239.4	32.674	34.182	202.5	1:25.215	24	18.288	242.1	32.359	34.263	206.3	1:24.910
12	18.364	240.0	32.748	34.254	203.7	1:25.366	25	18.332	241.6	32.417	34.506	202.5	1:25.255
13	18.306	238.4	32.678	34.256	205.0	1:25.240							

9 GANDOLFI				ITA				Piscine Laghetto					
1	25.842	211.7	35.948	36.872	201.2	1:38.662	9	18.640	240.5	33.414	35.064	203.7	1:27.118
2	18.946	237.3	33.678	36.051	209.0	1:28.675	10	18.696	235.8	34.879	1:06.405	200.0	1:59.980
3	18.715	235.2	33.339	35.710	203.7	1:27.764	11	18.850	234.2	34.317	35.725	202.5	1:28.892
4	18.661	242.1	33.493	35.303	201.2	1:27.457	12	18.719	236.8	34.024	35.498	203.7	1:28.241
5	18.709	244.8	34.412	35.662	201.2	1:28.783	13	18.676	235.8	33.568	34.843	201.2	1:27.087
6	18.729	238.4	34.078	36.186	205.0	1:28.993	14	18.509	236.8	33.163	34.804	202.5	1:26.476
7	18.653	236.3	33.809	35.479	201.2	1:27.941	15	18.603	236.3	33.363	1:34.164		2:26.130 Pit
8	18.649	239.4	33.483	34.810	202.5	1:26.942							



Circuit Length - 4.023 kilometres  
Donington Park  
Donington

Weather/Track : Cloud / Dry

# FIA Formula 2 Championship

## Race 1 - Sector Analysis Report

Lap S1 Time S1 Spd S2 Time S2 Spd S3 Time S3 Spd Lap Time Pit Lap S1 Time S1 Spd S2 Time S2 Spd S3 Time S3 Spd Lap Time Pit

### 10 DE MARCO ITA Friulana Flange

1	24.927	225.0	1:07.512	1:03.575	2:36.014	Pit														
---	--------	-------	----------	----------	----------	-----	--	--	--	--	--	--	--	--	--	--	--	--	--	--

### 11 CLARKE GBR KSS Design Group

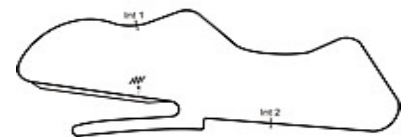
1	23.584	222.2	35.603	35.456	203.7	1:34.643	14	31.308	222.6	33.723	34.636	205.0	1:39.667
2	18.844	238.9	33.351	34.672	201.2	1:26.867	15	18.495	239.4	33.047	34.477	203.7	1:26.019
3	18.450	238.4	33.090	34.820	211.7	1:26.360	16	18.328	243.2	32.908	34.822	203.7	1:26.058
4	18.322	236.8	32.844	34.619	209.0	1:25.785	17	18.456	243.2	32.856	34.639	205.0	1:25.951
5	18.285	237.8	32.676	34.348	205.0	1:25.309	18	18.365	237.3	32.437	34.409	203.7	1:25.211
6	18.227	240.5	34.419	34.758	206.3	1:27.404	19	18.376	242.6	32.777	34.597	205.0	1:25.750
7	18.418	238.9	32.965	34.330	203.7	1:25.713	20	18.400	244.3	32.834	34.559	203.7	1:25.793
8	18.318	238.4	32.755	34.268	205.0	1:25.341	21	18.417	237.8	32.860	34.646	205.0	1:25.923
9	18.449	237.3	32.793	34.341	205.0	1:25.583	22	18.297	239.4	32.724	34.423	205.0	1:25.444
10	18.397	238.9	32.696	34.376	205.0	1:25.469	23	18.349	237.3	32.550	34.390	205.0	1:25.289
11	18.418	239.4	32.465	34.270	203.7	1:25.153	24	18.369	242.1	32.536	34.472	205.0	1:25.377
12	18.519	241.6	32.928	34.306	205.0	1:25.753	25	18.262	238.4	32.265	34.377	205.0	1:24.904
13	18.420	240.5	32.591	34.328	206.3	1:25.339							

### 12 WICKENS CAN Red Bull - Lukoil

1	22.795	235.2	34.677	34.828	205.0	1:32.300	9	18.360	241.6	32.515	34.328	205.0	1:25.203
2	18.439	237.3	32.784	35.006	210.3	1:26.229	10	18.416	238.9	32.223	34.461	205.0	1:25.100
3	18.354	242.6	33.103	34.417	207.6	1:25.874	11	18.345	239.4	32.284	36.625	177.0	1:27.254
4	18.295	237.8	32.546	34.564	206.3	1:25.405	12	20.513	212.1	36.311	37.624	179.0	1:34.448
5	18.304	238.9	32.653	34.370	205.0	1:25.327	13	20.617	211.3	36.997	38.689	195.1	1:36.303
6	18.289	241.0	32.551	34.474	205.0	1:25.314	14	19.376	223.6	37.878	41.144		1:38.398 Pit
7	18.329	241.0	32.492	34.416	205.0	1:25.237							
8	18.315	240.5	32.727	34.184	205.0	1:25.226							

### 14 BORTOLOTTI ITA Red Bull

1	23.805	213.0	36.169	35.116	206.3	1:35.090	14	18.667	221.3	34.169	35.204	207.6	1:28.040
2	18.818	219.5	33.761	34.716	207.6	1:27.295	15	18.294	243.2	33.404	35.319	205.0	1:27.017
3	18.932	230.7	33.656	34.899	206.3	1:27.487	16	18.435	241.0	32.867	34.537	205.0	1:25.839
4	18.439	240.0	33.267	35.018	206.3	1:26.724	17	18.320	243.7	32.661	34.506	205.0	1:25.487
5	18.492	241.0	33.591	35.883	205.0	1:27.966	18	18.284	241.0	32.654	34.601	205.0	1:25.539
6	18.393	240.5	32.684	35.136	207.6	1:26.213	19	18.288	242.1	32.518	34.599	205.0	1:25.405
7	18.455	239.4	33.408	35.530	207.6	1:27.393	20	18.307	242.1	32.357	34.401	206.3	1:25.065
8	18.342	240.5	33.000	35.869	205.0	1:27.211	21	18.207	241.0	32.456	34.357	206.3	1:25.020
9	18.443	240.5	32.822	35.407	206.3	1:26.672	22	18.234	241.0	32.318	34.465	205.0	1:25.017
10	18.455	240.0	33.516	35.346	207.6	1:27.317	23	18.226	241.0	32.299	34.317	205.0	1:24.842
11	18.435	238.9	32.869	35.731	205.0	1:27.035	24	18.282	241.0	32.314	34.876	205.0	1:25.472
12	18.393	241.6	33.146	35.450	206.3	1:26.989	25	18.279	238.9	32.057	34.383	205.0	1:24.719
13	18.340	242.6	33.312	35.374	206.3	1:27.026							



Weather/Track : Cloud / Dry

Circuit Length - 4.023 kilometres  
Donington Park  
Donington

# FIA Formula 2 Championship

## Race 1 - Sector Analysis Report

Lap S1 Time S1 Spd S2 Time S2 Spd S3 Time S3 Spd Lap Time Pit Lap S1 Time S1 Spd S2 Time S2 Spd S3 Time S3 Spd Lap Time Pit

### 15 ALESHIN

RUS

Red Bull - Lukoil

1	21.519	240.0	32.833	34.156	206.3	1:28.508	14	18.211	241.6	32.577	34.249	205.0	1:25.037
2	18.239	238.4	32.794	34.258	205.0	1:25.291	15	18.145	239.4	32.802	34.471	206.3	1:25.418
3	18.266	237.8	32.578	34.147	207.6	1:24.991	16	18.383	238.4	32.723	34.577	205.0	1:25.683
4	18.331	239.4	32.510	34.451	205.0	1:25.292	17	18.370	243.2	32.487	34.255	203.7	1:25.112
5	18.403	238.4	32.664	34.564	203.7	1:25.631	18	18.206	242.6	32.503	34.522	206.3	1:25.231
6	18.313	240.5	32.735	34.506	206.3	1:25.554	19	18.284	242.6	32.683	34.425	206.3	1:25.392
7	18.267	240.5	32.497	34.289	203.7	1:25.053	20	18.236	242.1	32.574	34.424	205.0	1:25.234
8	18.313	240.0	32.767	35.052	202.5	1:26.132	21	18.341	244.8	32.397	34.406	206.3	1:25.144
9	18.664	240.0	32.751	34.067	206.3	1:25.482	22	18.174	240.5	32.465	34.341	206.3	1:24.980
10	18.268	238.4	32.672	34.257	205.0	1:25.197	23	18.144	240.0	32.271	34.625	207.6	1:25.040
11	18.330	240.0	32.747	34.261	202.5	1:25.338	24	18.293	240.5	32.577	34.524	206.3	1:25.394
12	18.339	238.4	32.542	34.341	203.7	1:25.222	25	18.268	242.6	32.783	34.576	177.0	1:25.627
13	18.423	238.9	32.556	34.203	206.3	1:25.182							

### 16 PISCOPO

ITA

Auto Capital

1	22.625	238.9	34.172	34.992	206.3	1:31.789	14	18.187	237.3	32.465	34.226	209.0	1:24.878
2	18.457	236.3	32.944	35.006	203.7	1:26.407	15	18.187	240.5	32.279	34.357	206.3	1:24.823
3	18.522	237.3	32.665	34.067	209.0	1:25.254	16	18.296	240.5	32.493	34.216	205.0	1:25.005
4	18.331	238.4	32.723	34.702	205.0	1:25.756	17	18.294	240.0	32.551	34.246	206.3	1:25.091
5	18.336	238.9	32.450	34.535	205.0	1:25.321	18	18.185	240.5	32.437	34.425	203.7	1:25.047
6	18.270	238.9	32.806	34.310	205.0	1:25.386	19	18.217	241.6	32.529	34.461	206.3	1:25.207
7	18.298	237.8	32.634	34.328	205.0	1:25.260	20	18.214	242.1	32.260	34.444	206.3	1:24.918
8	18.338	240.0	32.599	34.117	206.3	1:25.054	21	18.292	241.0	32.775	34.527	207.6	1:25.594
9	18.351	240.5	32.688	34.296	206.3	1:25.335	22	18.269	242.1	32.681	34.513	206.3	1:25.463
10	18.286	240.0	32.537	34.272	207.6	1:25.095	23	18.252	240.0	32.429	34.475	207.6	1:25.156
11	18.308	240.0	32.588	35.589	203.7	1:26.485	24	18.400	239.4	32.418	34.421	206.3	1:25.239
12	18.361	239.4	32.583	34.414	205.0	1:25.358	25	18.309	238.9	32.430	34.414	207.6	1:25.153
13	18.347	241.0	32.441	34.352	205.0	1:25.140							

### 17 IACONELLI

BRA

Iaconelli.com

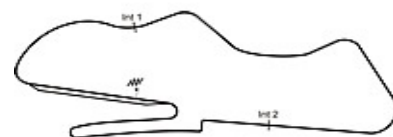
1	24.248	218.1	36.324	35.941	202.5	1:36.513	10	18.511	238.9	33.249	35.485	205.0	1:27.245
2	18.777	237.3	33.439	36.775	200.0	1:28.991	11	18.564	237.3	32.776	35.681	203.7	1:27.021
3	18.607	244.8	33.243	34.836	203.7	1:26.686	12	18.568	237.8	32.777	35.707	205.0	1:27.052
4	18.564	236.8	32.463	34.514	205.0	1:25.541	13	18.510	238.4	32.931	35.507	203.7	1:26.948
5	18.453	237.3	33.151	35.769	205.0	1:27.373	14	18.755	241.0	34.071	35.347	205.0	1:28.173
6	18.475	237.8	32.908	34.924	205.0	1:26.307	15	18.525	240.5	32.650	35.784	205.0	1:26.959
7	18.628	236.8	32.971	35.966	203.7	1:27.565	16	18.609	237.8	32.951	35.074	206.3	1:26.634
8	18.524	237.8	32.800	35.366	205.0	1:26.690	17	18.491	240.0	33.118	1:07.216		1:58.825 Pit
9	18.767	244.8	33.188	34.967	203.7	1:26.922							

### 18 GACHNANG

SUI

Motorex

1	24.667	217.7	47.506	34.955	202.5	1:47.128	14	18.404	237.8	33.584	34.659	201.2	1:26.647
2	18.579	239.4	33.552	34.527	198.7	1:26.658	15	18.428	236.8	33.085	34.881	200.0	1:26.394
3	18.506	242.6	32.941	34.790	202.5	1:26.237	16	18.520	242.1	32.926	34.765	201.2	1:26.211
4	18.486	235.2	33.329	34.938	201.2	1:26.753	17	18.444	237.3	33.078	35.743	201.2	1:27.265
5	18.521	238.4	32.947	34.994	200.0	1:26.462	18	18.533	240.0	32.933	35.078	201.2	1:26.544
6	18.520	236.3	32.773	36.303	201.2	1:27.596	19	18.375	237.8	32.837	35.214	201.2	1:26.426
7	18.613	237.8	33.536	35.656	201.2	1:27.805	20	18.539	239.4	32.977	34.882	202.5	1:26.398
8	18.653	237.3	34.039	34.857	201.2	1:27.549	21	18.377	237.8	32.699	35.088	202.5	1:26.164
9	18.603	238.9	32.668	35.382	201.2	1:26.653	22	18.461	237.3	32.760	35.090	202.5	1:26.311
10	18.610	236.8	34.202	34.993	202.5	1:27.805	23	18.365	237.3	32.593	35.063	201.2	1:26.021
11	18.549	235.8	33.236	34.778	201.2	1:26.563	24	18.442	236.8	32.822	35.327	201.2	1:26.591
12	18.431	238.9	32.874	34.781	200.0	1:26.086	25	18.444	238.4	33.146	35.102	201.2	1:26.692
13	18.363	237.8	32.911	34.796	201.2	1:26.070							



Weather/Track : Cloud / Dry

Circuit Length - 4.023 kilometres  
Donington Park  
Donington

# FIA Formula 2 Championship

## Race 1 - Sector Analysis Report

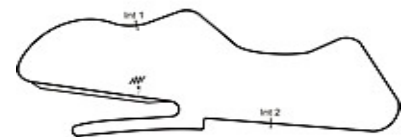
Lap S1 Time S1 Spd S2 Time S2 Spd S3 Time S3 Spd Lap Time Pit Lap S1 Time S1 Spd S2 Time S2 Spd S3 Time S3 Spd Lap Time Pit

<b>20 HOING</b>			<b>GER</b>			<b>HASKAMP</b>		
1	24.912	219.9	1:00.988	59.228	2:25.128	Pit		

<b>22 SOUCEK</b>			<b>ESP</b>			<b>FK-Automotive</b>							
1	21.062	237.3	32.592	33.804	203.7	1:27.458	14	18.250	241.0	32.332	34.222	203.7	1:24.804
2	18.372	238.9	32.650	34.117	205.0	1:25.139	15	18.280	240.5	32.529	34.266	203.7	1:25.075
3	18.209	238.9	32.555	34.281	206.3	1:25.045	16	18.320	240.5	32.452	34.295	201.2	1:25.067
4	18.316	240.5	32.515	34.162	205.0	1:24.993	17	18.333	240.5	32.458	34.295	203.7	1:25.086
5	18.250	241.0	32.558	34.355	202.5	1:25.163	18	18.191	242.1	32.465	34.166	207.6	1:24.822
6	18.281	238.9	32.621	34.381	203.7	1:25.283	19	18.196	242.6	32.417	34.347	203.7	1:24.960
7	18.281	238.4	32.489	34.212	202.5	1:24.982	20	18.249	241.6	32.386	34.223	203.7	1:24.858
8	18.266	240.0	32.551	34.150	202.5	1:24.967	21	18.254	240.5	32.372	34.117	205.0	1:24.743
9	18.325	238.4	32.517	34.184	203.7	1:25.026	22	18.136	242.1	32.362	34.216	205.0	1:24.714
10	18.251	240.0	32.566	34.187	205.0	1:25.004	23	18.161	242.6	32.340	34.233	205.0	1:24.734
11	18.242	240.0	32.279	34.175	202.5	1:24.696	24	18.286	240.5	32.356	34.364	207.6	1:25.006
12	18.287	238.9	32.396	33.998	203.7	1:24.681	25	18.214	241.0	32.220	35.033		1:25.467
13	18.251	240.5	32.157	34.185	205.0	1:24.593							

<b>23 KARJALAINEN</b>			<b>FIN</b>			<b>Everyman - LTC Rakennus</b>							
1	25.652	228.3	35.761	36.228	203.7	1:37.641	14	18.592	241.0	34.050	35.101	206.3	1:27.743
2	18.685	238.4	33.121	36.578	198.7	1:28.384	15	18.520	241.0	33.064	35.329	203.7	1:26.913
3	18.701	241.0	34.356	34.691	205.0	1:27.748	16	18.590	242.1	33.060	35.166	206.3	1:26.816
4	18.416	238.4	32.876	34.583	205.0	1:25.875	17	18.478	242.1	33.168	50.525		1:42.171 Pit
5	18.464	241.6	32.829	35.427	211.7	1:26.720	18	1:49.935	225.0	33.346	34.580	202.5	2:57.861
6	18.536	238.4	33.133	34.714	206.3	1:26.383	19	18.630	241.6	32.994	34.557	203.7	1:26.181
7	18.566	236.3	33.023	35.472	203.7	1:27.061	20	18.488	238.9	33.016	34.485	205.0	1:25.989
8	18.861	235.2	32.959	35.263	206.3	1:27.083	21	18.475	241.0	32.359	34.272	213.1	1:25.106
9	18.632	237.3	33.287	35.219	205.0	1:27.138	22	18.139	241.0	32.614	34.214	205.0	1:24.967
10	18.695	238.9	32.996	35.279	206.3	1:26.970	23	18.375	235.8	32.737	34.628	205.0	1:25.740
11	18.497	238.4	33.241	35.417	205.0	1:27.155	24	18.362	237.8	32.571	34.422	203.7	1:25.355
12	18.486	241.0	33.086	35.329	206.3	1:26.901							
13	18.601	236.8	33.236	35.082	205.0	1:26.919							

<b>24 GLADDIS</b>			<b>GBR</b>			<b>Marrache &amp; Co</b>							
1	24.594	217.3	36.825	36.513	205.0	1:37.932	13	18.386	240.5	32.902	36.167	203.7	1:27.455
2	18.741	238.9	33.348	36.217	203.7	1:28.306	14	18.358	241.6	32.547	34.421	202.5	1:25.326
3	18.717	239.4	33.405	34.720	203.7	1:26.842	15	18.337	237.8	32.577	34.740	203.7	1:25.654
4	18.376	240.5	32.882	34.920	202.5	1:26.178	16	18.541	241.6	32.782	34.771	201.2	1:26.094
5	18.583	246.0	32.757	35.673	203.7	1:27.013	17	18.336	240.0	32.412	34.720	207.6	1:25.468
6	19.089	237.3	32.997	34.859	203.7	1:26.945	18	18.435	241.0	33.123	36.099	203.7	1:27.657
7	18.587	237.8	32.918	35.623	205.0	1:27.128	19	18.556	244.8	33.091	34.553	205.0	1:26.200
8	18.501	234.7	33.184	35.722	201.2	1:27.407	20	18.287	239.4	32.604	34.567	205.0	1:25.458
9	18.658	235.2	33.595	36.025	202.5	1:28.278	21	18.658	240.0	32.717	34.652	205.0	1:26.027
10	26.583	114.7	53.929	1:57.368		3:17.880 Pit	22	18.290	238.9	32.501	34.600	203.7	1:25.391
11	1:45.558	232.2	34.265	34.525	202.5	2:54.348	23	18.275	239.4	32.493	34.690	202.5	1:25.458
12	18.359	240.5	36.801	34.638	203.7	1:29.798							



Circuit Length - 4.023 kilometres  
Donington Park  
Donington

Weather/Track : Cloud / Dry

# FIA Formula 2 Championship

## Race 1 - Sector Analysis Report

Lap S1 Time S1 Spd S2 Time S2 Spd S3 Time S3 Spd Lap Time Pit Lap S1 Time S1 Spd S2 Time S2 Spd S3 Time S3 Spd Lap Time Pit

### 25 PAVLOVIC

SRB

Bobby Tech

1	21.944	237.8	33.463	34.645	205.0	1:30.052	12	18.296	241.0	32.525	34.382	205.0	1:25.203
2	18.650	240.0	32.822	34.329	205.0	1:25.801	13	18.270	239.4	32.557	34.340	206.3	1:25.167
3	18.139	238.9	32.639	34.108	206.3	1:24.886	14	18.201	240.0	32.567	34.403	203.7	1:25.171
4	18.289	240.0	32.650	34.252	202.5	1:25.191	15	18.184	241.0	32.359	34.422	205.0	1:24.965
5	18.244	241.6	32.704	34.275	205.0	1:25.223	16	18.306	242.1	32.773	34.493	202.5	1:25.572
6	18.366	242.1	32.636	34.272	205.0	1:25.274	17	18.268	243.2	32.353	34.724	206.3	1:25.345
7	18.365	240.5	32.473	34.288	206.3	1:25.126	18	18.195	242.1	32.615	34.545	206.3	1:25.355
8	18.390	240.0	32.759	34.316	210.3	1:25.465	19	18.209	243.2	32.571	34.502	205.0	1:25.282
9	18.567	242.1	33.338	34.480	203.7	1:26.385	20	18.229	243.2	32.236	35.137	203.7	1:25.602
10	18.308	240.0	32.638	34.418	205.0	1:25.364	21	18.289	242.6	32.360	34.456	205.0	1:25.105
11	18.328	238.9	32.514	34.433	203.7	1:25.275							

### 27 SANCHEZ

ESP

Go-Karts Orihuela Costa

1	24.072	219.5	36.183	35.730	205.0	1:35.985	14	18.529	237.8	35.568	35.362	205.0	1:29.459
2	18.772	235.8	33.617	42.763	200.0	1:35.152	15	18.383	238.4	32.783	34.819	206.3	1:25.985
3	18.907	241.0	33.738	34.625	205.0	1:27.270	16	18.316	238.4	32.874	35.094	206.3	1:26.284
4	19.029	230.2	33.301	34.750	203.7	1:27.080	17	18.534	239.4	33.484	37.264	205.0	1:29.282
5	18.491	235.8	33.323	34.663	205.0	1:26.477	18	18.550	237.3	33.455	34.842	206.3	1:26.847
6	18.467	236.8	33.883	34.653	205.0	1:27.003	19	18.318	237.3	32.482	34.701	206.3	1:25.501
7	18.334	237.3	32.760	34.311	205.0	1:25.405	20	18.408	238.9	32.435	34.557	203.7	1:25.400
8	18.515	235.2	33.107	34.471	205.0	1:26.093	21	18.340	238.4	33.066	34.736	207.6	1:26.142
9	18.381	234.2	33.006	34.581	207.6	1:25.968	22	18.324	239.4	32.387	34.539	207.6	1:25.250
10	18.786	236.8	32.839	34.673	207.6	1:26.298	23	18.528	234.7	33.018	34.658	206.3	1:26.204
11	18.574	234.7	33.114	34.701	206.3	1:26.389	24	18.319	237.3	32.862	35.021	206.3	1:26.202
12	18.471	236.3	33.040	35.132	205.0	1:26.643	25	18.474	237.8	33.025	35.451	198.7	1:26.950
13	18.507	237.3	33.259	35.270	206.3	1:27.036							

### 31 MOORE

GBR

Olney Tyres & Exhausts

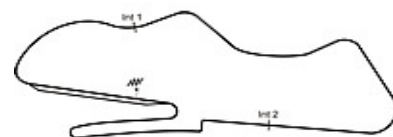
1	23.130	229.7	34.713	35.709	210.3	1:33.552	14	18.850	215.1	34.360	34.730	205.0	1:27.940
2	18.771	233.2	33.385	34.480	210.3	1:26.636	15	18.390	238.4	33.762	34.913	205.0	1:27.065
3	18.254	236.3	33.928	36.114	209.0	1:28.296	16	18.404	238.4	33.590	35.059	205.0	1:27.053
4	18.725	231.7	33.791	34.681	205.0	1:27.197	17	18.519	238.4	33.665	34.976	206.3	1:27.160
5	18.558	235.2	34.499	35.028	203.7	1:28.085	18	18.379	237.3	33.338	34.649	206.3	1:26.366
6	18.548	237.8	33.215	34.848	205.0	1:26.611	19	18.456	238.9	33.098	34.568	206.3	1:26.122
7	18.502	235.8	33.736	35.080	203.7	1:27.318	20	18.312	241.0	33.030	34.556	206.3	1:25.898
8	18.398	235.8	33.429	35.043	203.7	1:26.870	21	18.302	240.0	32.975	34.356	209.0	1:25.633
9	18.402	237.3	33.642	35.145	205.0	1:27.189	22	18.311	235.8	33.269	34.539	207.6	1:26.119
10	18.573	236.8	33.636	35.031	203.7	1:27.240	23	18.235	238.9	33.136	34.735	206.3	1:26.106
11	18.398	237.3	33.287	35.132	205.0	1:26.817	24	18.217	238.9	33.016	34.682	203.7	1:25.915
12	18.356	240.5	33.771	35.031	206.3	1:27.158	25	18.360	237.8	33.242	34.802	205.0	1:26.404
13	18.446	236.3	33.473	35.054	205.0	1:26.973							

### 33 ENG

AUT

European Racing Events

1	23.491	228.3	34.546	35.309	203.7	1:33.346	14	18.073	249.4	32.350	34.404	206.3	1:24.827
2	18.605	241.0	32.736	34.682	201.2	1:26.023	15	18.202	242.6	32.386	34.396	203.7	1:24.984
3	18.343	238.4	32.893	34.435	205.0	1:25.671	16	18.359	238.9	32.404	34.437	201.2	1:25.200
4	18.381	237.8	32.531	34.562	203.7	1:25.474	17	18.289	241.0	32.377	34.287	203.7	1:24.953
5	18.272	240.0	32.612	34.333	203.7	1:25.217	18	18.203	242.6	32.386	34.445	203.7	1:25.034
6	18.289	240.0	32.640	34.452	203.7	1:25.381	19	18.209	240.5	32.327	34.497	205.0	1:25.033
7	18.330	239.4	32.610	34.399	205.0	1:25.339	20	18.217	250.5	32.723	34.818	203.7	1:25.758
8	18.400	240.0	32.585	34.376	202.5	1:25.361	21	18.332	239.4	32.337	34.626	203.7	1:25.295
9	18.409	239.4	32.417	34.184	203.7	1:25.010	22	18.290	243.2	32.363	34.461	206.3	1:25.114
10	18.404	239.4	32.507	34.453	203.7	1:25.364	23	18.167	241.6	32.246	34.736	205.0	1:25.149
11	18.284	241.6	32.358	34.783	202.5	1:25.425	24	18.336	241.0	32.372	34.545	203.7	1:25.253
12	18.445	240.5	32.669	34.441	202.5	1:25.555	25	18.316	240.0	32.500	34.547	207.6	1:25.363
13	18.333	241.0	32.560	34.400	203.7	1:25.293							



Weather/Track : Cloud / Dry

Circuit Length - 4.023 kilometres  
Donington Park  
Donington

Printed at 11:28, Sunday, 16 August, 2009

© MST Systems Ltd, 2005 (www.mstworld.com)

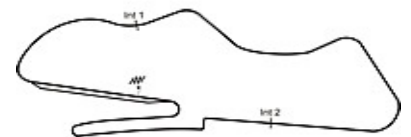
Page 6

# FIA Formula 2 Championship

## Race 1 - Best Sector Times Report

POS	NO	SECTOR 1		SECTOR 2		SECTOR 3		IDEAL/BEST LAP COMPARISON							
		TIME	LAP	NO	TIME	LAP	NO	TIME	LAP	NO	NAME	IDEAL	BEST	LAP	DIFF
1	4	18.056	19	14	32.057	25	22	33.804	1	22	SOUCEK	1:24.097	1:24.593	13	+ 0.496
2	2	18.057	6	2	32.100	15	4	33.963	18	4	JOUSSE	1:24.150	1:24.293	18	+ 0.143
3	6	18.059	17	4	32.131	18	2	34.019	8	2	HOHENTHAL	1:24.176	1:24.381	15	+ 0.205
4	33	18.073	14	22	32.157	13	15	34.067	9	15	ALESHIN	1:24.482	1:24.980	22	+ 0.498
5	8	18.129	14	12	32.223	10	16	34.067	3	25	PAVLOVIC	1:24.483	1:24.886	3	+ 0.403
6	22	18.136	22	25	32.236	20	25	34.108	3	33	ENG	1:24.503	1:24.827	14	+ 0.324
7	23	18.139	22	33	32.246	23	8	34.128	4	16	PISCOPO	1:24.512	1:24.823	15	+ 0.311
8	25	18.139	3	16	32.260	20	12	34.184	8	14	BORTOLOTT	1:24.581	1:24.719	25	+ 0.138
9	15	18.144	23	11	32.265	25	33	34.184	9	8	HEGEWALD	1:24.616	1:24.894	22	+ 0.278
10	5	18.183	20	15	32.271	23	23	34.214	22	12	WICKENS	1:24.696	1:25.100	10	+ 0.404
11	16	18.185	18	5	32.295	22	11	34.268	8	23	KARJALAIN	1:24.712	1:24.967	22	+ 0.255
12	14	18.207	21	8	32.359	23	27	34.311	7	11	CLARKE	1:24.760	1:24.904	25	+ 0.144
13	31	18.217	24	23	32.359	21	14	34.317	23	27	SANCHEZ	1:25.014	1:25.250	22	+ 0.236
14	11	18.227	6	27	32.387	22	6	34.319	15	6	EBRAHIM	1:25.019	1:25.343	11	+ 0.324
15	24	18.275	23	24	32.412	17	31	34.356	21	5	BRUNDLE	1:25.086	1:25.156	22	+ 0.070
16	12	18.289	6	17	32.463	4	24	34.421	14	24	GLADDIS	1:25.108	1:25.326	14	+ 0.218
17	27	18.316	16	18	32.593	23	17	34.514	4	17	IACONELLI	1:25.430	1:25.541	4	+ 0.111
18	18	18.363	13	6	32.641	8	18	34.527	2	18	GACHNANG	1:25.483	1:26.021	23	+ 0.538
19	3	18.428	24	3	32.770	23	5	34.608	19	31	MOORE	1:25.548	1:25.633	21	+ 0.085
20	17	18.453	5	31	32.975	21	3	34.674	24	3	PALMER	1:25.872	1:25.875	24	+ 0.003
21	9	18.509	14	9	33.163	14	9	34.804	14	9	GANDOLFI	1:26.476	1:26.476	14	+ 0.000
22	20	24.912	1	20	1:00.988	1	20	59.228	1	20	HOING	2:25.128	2:25.128	1	+ 0.000
23	10	24.927	1	10	1:07.512	1	10	1:03.575	1	10	DE MARCO	2:36.014	2:36.014	1	+ 0.000

'Perfect Lap' - 1:23.917



Circuit Length - 4.023 kilometres  
Donington Park  
Donington

Weather/Track : Cloud / Dry

# FIA Formula 2 Championship

## RACE 1 - LAP CHART

Lap 1			Lap 2			Lap 3			Lap 4			Lap 5		
No	Behind	Laptime	No	Behind	Laptime	No	Behind	Laptime	No	Behind	Laptime	No	Behind	Laptime
22		1:27.458	22		1:25.139	22		1:25.045	22		1:24.993	22		1:25.163
15	1.050	1:28.508	15	1.202	1:25.291	15	1.148	1:24.991	15	1.447	1:25.292	15	1.915	1:25.631
8	1.963	1:29.421	8	2.069	1:25.245	8	2.064	1:25.040	8	2.097	1:25.026	8	2.381	1:25.447
25	2.594	1:30.052	25	3.256	1:25.801	25	3.097	1:24.886	25	3.295	1:25.191	25	3.355	1:25.223
4	2.877	1:30.335	16	5.599	1:26.407	16	5.808	1:25.254	16	6.571	1:25.756	16	6.729	1:25.321
2	3.840	1:31.298	12	5.932	1:26.229	12	6.761	1:25.874	12	7.173	1:25.405	12	7.337	1:25.327
16	4.331	1:31.789	33	6.772	1:26.023	33	7.398	1:25.671	33	7.879	1:25.474	33	7.933	1:25.217
12	4.842	1:32.300	31	7.591	1:26.636	11	10.228	1:26.360	11	11.020	1:25.785	11	11.166	1:25.309
33	5.888	1:33.346	6	8.190	1:26.754	6	10.725	1:27.580	2	12.127	1:25.920	2	12.315	1:25.351
31	6.094	1:33.552	11	8.913	1:26.867	31	10.842	1:28.296	6	12.511	1:26.779	6	13.422	1:26.074
6	6.575	1:34.033	2	9.090	1:30.389	2	11.200	1:27.155	31	13.046	1:27.197	4	14.439	1:25.924
11	7.185	1:34.643	4	9.419	1:31.681	4	11.657	1:27.283	4	13.678	1:27.014	31	15.968	1:28.085
3	7.297	1:34.755	14	9.788	1:27.295	14	12.230	1:27.487	14	13.961	1:26.724	14	16.764	1:27.966
14	7.632	1:35.090	3	10.264	1:28.106	3	12.879	1:27.660	3	14.443	1:26.557	17	17.306	1:27.373
27	8.527	1:35.985	17	12.907	1:28.991	17	14.548	1:26.686	17	15.096	1:25.541	3	17.610	1:28.330
17	9.055	1:36.513	5	13.092	1:28.762	5	14.946	1:26.899	5	16.216	1:26.263	5	17.952	1:26.899
5	9.469	1:36.927	23	13.428	1:28.384	24	15.438	1:26.842	24	16.623	1:26.178	24	18.473	1:27.013
23	10.183	1:37.641	24	13.641	1:28.306	23	16.131	1:27.748	23	17.013	1:25.875	23	18.570	1:26.720
24	10.474	1:37.932	9	14.740	1:28.675	9	17.459	1:27.764	9	19.923	1:27.457	9	23.543	1:28.783
9	11.204	1:38.662	27	18.540	1:35.152	27	20.765	1:27.270	27	22.852	1:27.080	27	24.166	1:26.477
18	19.670	1:47.128	18	21.189	1:26.658	18	22.381	1:26.237	18	24.141	1:26.753	18	25.440	1:26.462
20	57.670	2:25.128P												
10	1:08.556	2:36.014P												

Weather/Track: Cloud /Dry

www.mstworld.com

Page 1 of 5

Donington Park  
Circuit Length = 4.0230 km.  
Start: 10:48 End: 11:23

Printed - 11:27 Sunday, 16 August 2009

# FIA Formula 2 Championship

## RACE 1 - LAP CHART

(contd.)

Lap 6			Lap 7			Lap 8			Lap 9			Lap 10		
No	Behind	Laptime	No	Behind	Laptime	No	Behind	Laptime	No	Behind	Laptime	No	Behind	Laptime
22		1:25.283	22		1:24.982	22		1:24.967	22		1:25.026	22		1:25.004
15	2.186	1:25.554	15	2.257	1:25.053	15	3.422	1:26.132	15	3.878	1:25.482	15	4.071	1:25.197
8	2.606	1:25.508	8	2.870	1:25.246	8	3.671	1:25.768	8	4.659	1:26.014	8	4.925	1:25.270
25	3.346	1:25.274	25	3.490	1:25.126	25	3.988	1:25.465	25	5.347	1:26.385	25	5.707	1:25.364
16	6.832	1:25.386	16	7.110	1:25.260	16	7.197	1:25.054	16	7.506	1:25.335	16	7.597	1:25.095
12	7.368	1:25.314	12	7.623	1:25.237	12	7.882	1:25.226	12	8.059	1:25.203	12	8.155	1:25.100
33	8.031	1:25.381	33	8.388	1:25.339	33	8.782	1:25.361	33	8.766	1:25.010	33	9.126	1:25.364
2	12.595	1:25.563	2	12.547	1:24.934	2	12.220	1:24.640	2	11.984	1:24.790	2	12.056	1:25.076
11	13.287	1:27.404	11	14.018	1:25.713	11	14.392	1:25.341	11	14.949	1:25.583	11	15.414	1:25.469
6	13.864	1:25.725	6	14.806	1:25.924	6	15.315	1:25.476	6	15.770	1:25.481	4	17.183	1:25.877
4	14.330	1:25.174	4	15.183	1:25.835	4	15.640	1:25.424	4	16.310	1:25.696	6	17.819	1:27.053
31	17.296	1:26.611	31	19.632	1:27.318	31	21.535	1:26.870	31	23.698	1:27.189	31	25.934	1:27.240
14	17.694	1:26.213	14	20.105	1:27.393	14	22.349	1:27.211	14	23.995	1:26.672	14	26.308	1:27.317
17	18.330	1:26.307	17	20.913	1:27.565	17	22.636	1:26.690	17	24.532	1:26.922	17	26.773	1:27.245
3	18.795	1:26.468	3	21.173	1:27.360	5	23.111	1:26.658	3	25.130	1:26.608	3	27.119	1:26.993
5	19.290	1:26.621	5	21.420	1:27.112	3	23.548	1:27.342	5	25.812	1:27.727	5	27.585	1:26.777
23	19.670	1:26.383	23	21.749	1:27.061	23	23.865	1:27.083	23	25.977	1:27.138	23	27.943	1:26.970
24	20.135	1:26.945	24	22.281	1:27.128	24	24.721	1:27.407	24	27.973	1:28.278	27	29.671	1:26.298
27	25.886	1:27.003	27	26.309	1:25.405	27	27.435	1:26.093	27	28.377	1:25.968	18	37.586	1:27.805
9	27.253	1:28.993	9	30.212	1:27.941	9	32.187	1:26.942	9	34.279	1:27.118	9	1:09.255	1:59.980
18	27.753	1:27.596	18	30.576	1:27.805	18	33.158	1:27.549	18	34.785	1:26.653			

Weather/Track: Cloud /Dry

www.mstworld.com

Page 2 of 5

Donington Park  
Circuit Length = 4.0230 km.  
Start: 10:48 End: 11:23

Printed - 11:27 Sunday, 16 August 2009

# FIA Formula 2 Championship

## RACE 1 - LAP CHART

(contd.)

Lap 11			Lap 12			Lap 13			Lap 14			Lap 15		
No	Behind	Laptime	No	Behind	Laptime	No	Behind	Laptime	No	Behind	Laptime	No	Behind	Laptime
22		1:24.696	22		1:24.681	22		1:24.593	22		1:24.804	22		1:25.075
15	4.713	1:25.338	15	5.254	1:25.222	15	5.843	1:25.182	15	6.076	1:25.037	15	6.419	1:25.418
8	5.444	1:25.215	8	6.129	1:25.366	8	6.776	1:25.240	8	6.910	1:24.938	8	6.845	1:25.010
25	6.286	1:25.275	25	6.808	1:25.203	25	7.382	1:25.167	25	7.749	1:25.171	25	7.639	1:24.965
16	9.386	1:26.485	16	10.063	1:25.358	16	10.610	1:25.140	16	10.684	1:24.878	16	10.432	1:24.823
33	9.855	1:25.425	33	10.729	1:25.555	33	11.429	1:25.293	33	11.452	1:24.827	33	11.361	1:24.984
12	10.713	1:27.254	2	14.721	1:26.785	2	15.517	1:25.389	2	15.482	1:24.769	2	14.788	1:24.381
2	12.617	1:25.257	11	16.943	1:25.753	11	17.689	1:25.339	4	18.951	1:25.310	4	18.387	1:24.511
11	15.871	1:25.153	4	17.679	1:25.332	4	18.445	1:25.359	6	21.485	1:25.470	6	22.783	1:26.373
4	17.028	1:24.541	6	19.775	1:25.990	6	20.819	1:25.637	11	32.552	1:39.667	11	33.496	1:26.019
6	18.466	1:25.343	12	20.480	1:34.448	12	32.190	1:36.303	31	36.048	1:27.940	31	38.038	1:27.065
31	28.055	1:26.817	31	30.532	1:27.158	31	32.912	1:26.973	14	36.624	1:28.040	14	38.566	1:27.017
14	28.647	1:27.035	14	30.955	1:26.989	14	33.388	1:27.026	17	37.193	1:28.173	17	39.077	1:26.959
17	29.098	1:27.021	17	31.469	1:27.052	17	33.824	1:26.948	3	37.500	1:28.135	3	39.278	1:26.853
3	29.425	1:27.002	3	31.813	1:27.069	3	34.169	1:26.949	23	37.887	1:27.743	23	39.725	1:26.913
5	29.955	1:27.066	5	32.374	1:27.100	5	34.545	1:26.764	27	40.424	1:29.459	27	41.334	1:25.985
23	30.402	1:27.155	23	32.622	1:26.901	23	34.948	1:26.919	18	44.178	1:26.647	18	45.497	1:26.394
27	31.364	1:26.389	27	33.326	1:26.643	27	35.769	1:27.036	12	45.784	1:38.398P	24	2 LAPS	1:27.455
18	39.453	1:26.563	18	40.858	1:26.086	18	42.335	1:26.070	24	2 LAPS	1:29.798	5	1:17.068	1:26.942
24	1 LAP	3:17.880P	9	1:17.011	1:28.241	24	2 LAPS	2:54.348	5	1:15.201	2:05.460			
9	1:13.451	1:28.892				9	1:19.505	1:27.087	9	1:21.177	1:26.476			

Weather/Track: Cloud /Dry

www.mstworld.com

Page 3 of 5

Donington Park  
Circuit Length = 4.0230 km.  
Start: 10:48 End: 11:23

Printed - 11:27 Sunday, 16 August 2009

# FIA Formula 2 Championship

## RACE 1 - LAP CHART

(contd.)

Lap 16			Lap 17			Lap 18			Lap 19			Lap 20		
No	Behind	Laptime	No	Behind	Laptime	No	Behind	Laptime	No	Behind	Laptime	No	Behind	Laptime
22		1:25.067	22		1:25.086	22		1:24.822	22		1:24.960	22		1:24.858
15	7.035	1:25.683	15	7.061	1:25.112	15	7.470	1:25.231	15	7.902	1:25.392	15	8.278	1:25.234
8	7.483	1:25.705	8	7.741	1:25.344	8	7.930	1:25.011	8	8.476	1:25.506	25	10.002	1:25.602
25	8.144	1:25.572	25	8.403	1:25.345	25	8.936	1:25.355	25	9.258	1:25.282	8	10.351	1:26.733
16	10.370	1:25.005	16	10.375	1:25.091	16	10.600	1:25.047	16	10.847	1:25.207	16	10.907	1:24.918
33	11.494	1:25.200	33	11.361	1:24.953	33	11.573	1:25.034	33	11.646	1:25.033	33	12.546	1:25.758
2	14.870	1:25.149	2	14.648	1:24.864	2	14.687	1:24.861	2	14.581	1:24.854	2	14.841	1:25.118
4	18.169	1:24.849	4	17.683	1:24.600	4	17.154	1:24.293	4	16.727	1:24.533	4	16.643	1:24.774
6	23.910	1:26.194	6	24.396	1:25.572	6	25.056	1:25.482	6	25.493	1:25.397	6	26.282	1:25.647
11	34.487	1:26.058	11	35.352	1:25.951	11	35.741	1:25.211	11	36.531	1:25.750	11	37.466	1:25.793
14	39.338	1:25.839	14	39.739	1:25.487	14	40.456	1:25.539	14	40.901	1:25.405	14	41.108	1:25.065
31	40.024	1:27.053	31	42.098	1:27.160	31	43.642	1:26.366	31	44.804	1:26.122	31	45.844	1:25.898
17	40.644	1:26.634	27	46.747	1:29.282	27	48.772	1:26.847	27	49.313	1:25.501	27	49.855	1:25.400
3	41.151	1:26.940	18	48.820	1:27.265	18	50.542	1:26.544	18	52.008	1:26.426	18	53.548	1:26.398
23	41.474	1:26.816	23	58.559	1:42.171P	24	2 LAPS	1:26.094	23	1 LAP	2:57.861	23	1 LAP	1:26.181
27	42.551	1:26.284	24	2 LAPS	1:25.654	5	1:19.115	1:25.220	3	1 LAP	2:48.390	24	2 LAPS	1:27.657
18	46.641	1:26.211	3	1:11.900	1:55.835P				24	2 LAPS	1:25.468	3	1 LAP	1:28.538
9	1 LAP	2:26.130P	17	1:14.383	1:58.825P				5	1:19.516	1:25.361	5	1:19.909	1:25.251
24	2 LAPS	1:25.326	5	1:18.717	1:25.817									
5	1:17.986	1:25.985												

Weather/Track: Cloud /Dry

www.mstworld.com

Page 4 of 5

Donington Park  
Circuit Length = 4.0230 km.  
Start: 10:48 End: 11:23

Printed - 11:27 Sunday, 16 August 2009

# FIA Formula 2 Championship

## RACE 1 - LAP CHART

(contd.)

Lap 21			Lap 22			Lap 23			Lap 24			Lap 25		
No	Behind	Laptime	No	Behind	Laptime	No	Behind	Laptime	No	Behind	Laptime	No	Behind	Laptime
22		1:24.743	22		1:24.714	22		1:24.734	22		1:25.006	22		1:25.467
15	8.679	1:25.144	15	8.945	1:24.980	15	9.251	1:25.040	15	9.639	1:25.394	15	9.799	1:25.627
25	10.364	1:25.105	8	11.357	1:24.894	8	12.284	1:25.661	8	12.188	1:24.910	8	11.976	1:25.255
8	11.177	1:25.569	16	12.507	1:25.463	16	12.929	1:25.156	16	13.162	1:25.239	16	12.848	1:25.153
16	11.758	1:25.594	33	13.498	1:25.114	33	13.913	1:25.149	33	14.160	1:25.253	33	14.056	1:25.363
33	13.098	1:25.295	2	15.332	1:24.937	2	15.494	1:24.896	2	15.668	1:25.180	2	15.760	1:25.559
2	15.109	1:25.011	4	16.724	1:24.679	4	16.573	1:24.583	4	16.444	1:24.877	4	16.289	1:25.312
4	16.759	1:24.859	6	27.572	1:25.367	6	28.387	1:25.549	6	29.231	1:25.850	6	29.596	1:25.832
6	26.919	1:25.380	11	39.376	1:25.444	11	39.931	1:25.289	11	40.302	1:25.377	11	39.739	1:24.904
11	38.646	1:25.923	14	41.688	1:25.017	14	41.796	1:24.842	14	42.262	1:25.472	14	41.514	1:24.719
14	41.385	1:25.020	31	48.139	1:26.119	31	49.511	1:26.106	31	50.420	1:25.915	31	51.357	1:26.404
31	46.734	1:25.633	27	51.790	1:25.250	27	53.260	1:26.204	27	54.456	1:26.202	27	55.939	1:26.950
27	51.254	1:26.142	18	56.566	1:26.311	18	57.853	1:26.021	18	59.438	1:26.591	18	1:00.663	1:26.692
18	54.969	1:26.164	23	1 LAP	1:25.106	23	1 LAP	1:24.967	23	1 LAP	1:25.740	23	1 LAP	1:25.355
23	1 LAP	1:25.989	24	2 LAPS	1:25.458	24	2 LAPS	1:26.027	24	2 LAPS	1:25.391	24	2 LAPS	1:25.458
24	2 LAPS	1:26.200	3	1 LAP	1:26.438	3	1 LAP	1:26.786	3	1 LAP	1:26.111	3	1 LAP	1:25.875
3	1 LAP	1:26.658	5	1:21.795	1:25.156	5	1:23.034	1:25.973	5	1:25.159	1:27.131	5	1:26.951	1:27.259
5	1:21.353	1:26.187												

Weather/Track: Cloud /Dry

www.mstworld.com

Page 5 of 5

Donington Park  
Circuit Length = 4.0230 km.  
Start: 10:48 End: 11:23

Printed - 11:27 Sunday, 16 August 2009