



Rounds 9 & 10
Donington Park, UK
15 - 16 August 2009

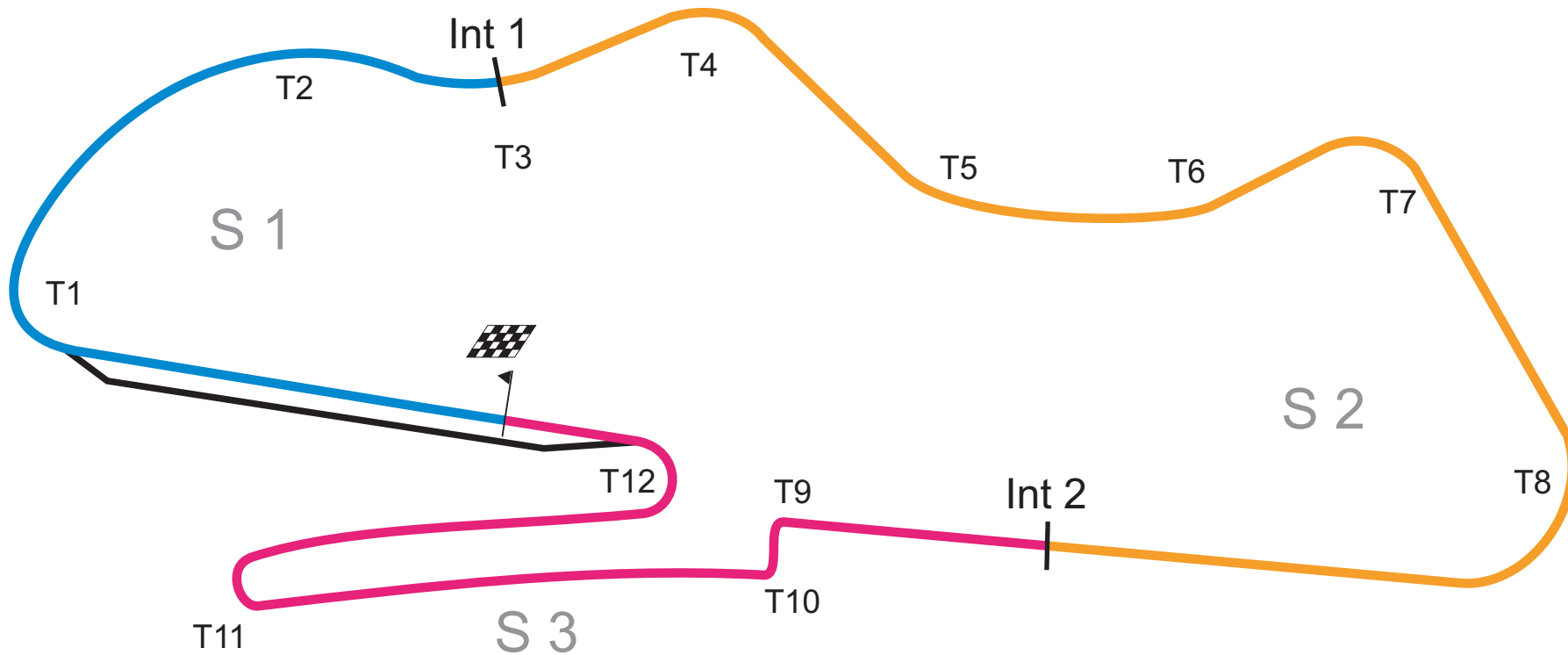


Timing and Results by MST Systems Ltd

www.mstworld.com



Donington - Rounds 9 & 10 15-16 August 2009



- ▲ Start line
- ▣ Finish & Timing "Line"
- Start Line Offset - 0,060 Km
- Int 1 = @ 0,950 Km
- Int 2 = @ 2,650 Km
- Circuit Centerline 4,023 Km
- Pit Out @ 0,236 Km
- T = Number of Turn S = Sector

FIA Formula 2 Championship

FREE PRACTICE 1

POS	NO	CL	DRIVER	NAT	SPONSOR	TIME	LAPS	GAP	KPH
1	2		Sebastian HOHENTHAL	SWE	Mafi - Sweden Team	1:23.486	14		173.47
2	25		Milos PAVLOVIC	SRB	Bobby Tech	1:23.665	14	0.179	173.10
3	15		Mikhail ALESHIN	RUS	Red Bull - Lukoil	1:23.769	12	0.283	172.89
4	22		Andy SOUCEK	ESP	FK-Automotive	1:23.877	8	0.391	172.66
5	21		Kazim VASILIAUSKAS	LTU	Darsena	1:23.964	13	0.478	172.48
6	14		Mirko BORTOLOTTI	ITA	Red Bull	1:24.002	14	0.516	172.41
7	8		Tobias HEGEWALD	GER	Interwetten	1:24.057	14	0.571	172.29
8	17		Carlos IACONELLI	BRA	Iaconelli.com	1:24.135	8	0.649	172.13
9	4		Julien JOUSSE	FRA	E Leclerc	1:24.173	14	0.687	172.06
10	12		Robert WICKENS	CAN	Red Bull - Lukoil	1:24.175	12	0.689	172.05
11	33		Philipp ENG	AUT	European Racing Events	1:24.264	14	0.778	171.87
12	16		Edoardo PISCOPO	ITA	Auto Capital	1:24.326	13	0.840	171.74
13	11		Jack CLARKE	GBR	KSS Design Group	1:24.358	12	0.872	171.68
14	6		Armaan EBRAHIM	IND	JK Racing	1:24.469	14	0.983	171.45
15	24		Tom GLADDIS	GBR	Marrache & Co	1:24.619	14	1.133	171.15
16	31		Jason MOORE	GBR	Olney Tyres & Exhausts	1:24.628	14	1.142	171.13
17	3		Jolyon PALMER	GBR	Comma	1:24.741	12	1.255	170.90
18	27		German SANCHEZ	ESP	Go-Karts Orihuela Costa	1:24.750	10	1.264	170.88
19	20		Jens HOING	GER	HASKAMP	1:24.761	10	1.275	170.86
20	18		Natacha GACHNANG	SUI	Motorex	1:24.821	13	1.335	170.74
21	23		Henri KARJALAINEN	FIN	Everyman - LTC Rakennus	1:24.870	13	1.384	170.64
22	5		Alex BRUNDLE	GBR	Sen - GAC - Nasstar	1:24.951	14	1.465	170.48
23	10		Nicola DE MARCO	ITA	Friulana Flange	1:25.231	11	1.745	169.92
24	9		Pietro GANDOLFI	ITA	Piscine Laghetto	1:26.680	12	3.194	167.08

Weather/Track: Cloudy /Dry

Donington Park
Circuit Length = 4.0230 km.
Start: 9:50 End: 10:16

Race Director:	Steward:	Timekeeper:
----------------	----------	-------------

FIA Formula 2 Championship

Free Practice - Sector Analysis Report

Timing Bulletin 1

Lap S1 Time S1 Spd S2 Time S2 Spd S3 Time S3 Spd Lap Time Pit Lap S1 Time S1 Spd S2 Time S2 Spd S3 Time S3 Spd Lap Time Pit

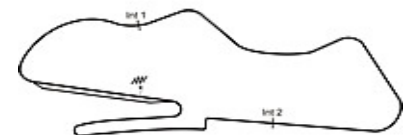
2 HOENTHAL					SWE Mafi - Sweden Team						
1	20:31.346	185.2	38.800	42.549	21:52.695	Pit	9	240.0	31.831	34.238	1:24.152
2	57.056	200.7	36.988	40.199	2:14.243		10	226.4	34.213	34.946	1:28.526
3		239.4	33.038	34.565	1:26.173		11	238.9	31.792	33.914	1:23.819
4		237.8	31.944	34.270	1:24.219		12	238.9	31.597	34.222	1:23.901
5		238.9	31.775	34.258	1:24.007		13	240.0	31.654	33.881	1:23.486
6		236.3	33.141	42.419	1:33.549	Pit	14	224.5	34.361	42.920	1:35.618 Pit
7	3:40.955	237.8	33.100	34.944	4:48.999						
8		237.8	32.177	33.982	1:24.259						

3 PALMER					GBR Comma						
1	20:32.142	190.4	38.363	38.296	21:48.801		8	238.9	32.536	34.475	1:25.149
2		225.4	34.096	35.671	1:28.661		9	238.4	33.229	39.874	1:31.445 Pit
3		186.8	36.216	37.974	1:33.889		10	8:05.525	234.2	33.417	9:14.800
4		240.0	32.551	34.871	1:25.863		11	237.3	32.928	35.455	1:26.823
5		237.8	32.212	34.554	1:24.912		12	234.7	32.403	34.311	1:25.182
6		235.8	32.180	34.300	1:24.741						
7		240.0	32.438	37.483	1:28.112						

4 JOUSSE					FRA E Leclerc						
1	21:48.000	163.6	38.909	39.919	23:06.828		9	239.4	32.098	34.381	1:24.616
2	21.083	174.7	37.152	38.695	1:36.930		10	242.6	32.655	39.296	1:30.171 Pit
3		203.7	33.689	35.162	1:27.952		11	3:27.109	216.8	34.820	4:37.738
4		241.6	32.009	34.210	1:24.320		12	240.0	31.995	33.974	1:24.173
5		240.0	32.940	34.149	1:25.106		13	240.0	34.736	41.526	1:34.389
6		237.8	31.962	34.210	1:24.369		14	241.0	31.959	34.086	1:24.198
7		240.0	32.779	34.194	1:25.196						
8		240.5	32.380	34.140	1:24.669						

5 BRUNDLE					GBR Sen - GAC - Nasstar						
1	21:41.138	187.5	39.893	41.202	23:02.233		9	235.8	32.551	34.687	1:25.621
2		237.8	33.051	35.010	1:26.753		10	234.2	32.448	34.719	1:25.543
3		238.4	32.696	34.597	1:25.615		11	236.3	32.236	34.666	1:25.365
4		232.2	33.159	34.502	1:26.308		12	236.8	32.395	41.180	1:31.963 Pit
5		236.3	32.916	34.502	1:26.405		13	3:30.045	221.7	33.177	4:37.742
6		230.2	32.507	34.274	1:25.599		14	234.7	32.223	34.485	1:24.951
7		236.8	32.639	34.976	1:25.958						
8		235.2	32.543	34.606	1:25.407						

6 EBRAHIM					IND JK Racing						
1	21:37.280	142.4	39.417	39.763	22:56.460		9	3:57.909	239.4	32.781	5:05.070
2		225.9	34.755	36.098	1:30.550		10	237.3	32.418	34.062	1:24.792
3		241.0	32.929	34.207	1:25.826		11	240.0	32.019	34.403	1:24.656
4		241.6	32.287	34.118	1:24.472		12	240.5	32.309	34.326	1:24.738
5		240.0	32.283	34.086	1:24.469		13	242.6	49.675	40.106	1:47.885
6		236.8	33.018	36.124	1:27.459		14	21.350	190.4	34.523	1:32.456
7		239.4	32.125	34.217	1:24.535						
8		242.6	33.328	40.036	1:31.486	Pit					



Weather/Track : Cloudy / Dry

Circuit Length - 4.023 kilometres
Donington Park
Donington

FIA Formula 2 Championship

Free Practice - Sector Analysis Report

Timing Bulletin 1

Lap S1 Time S1 Spd S2 Time S2 Spd S3 Time S3 Spd Lap Time Pit Lap S1 Time S1 Spd S2 Time S2 Spd S3 Time S3 Spd Lap Time Pit

8 HEGEWALD GER					Interwetten						
1	21:23.704	157.6	45.372	38.003	22:47.079	9	3:11.009	240.5	37.443	36.488	4:24.940
2		237.3	34.130	35.010	1:28.219	10		242.1	32.213	33.951	1:24.309
3		241.6	32.916	34.065	1:25.343	11		240.5	32.588	34.666	1:25.258
4		241.0	32.407	34.081	1:24.646	12		243.2	32.171	33.895	1:24.523
5		241.0	32.222	33.936	1:24.265	13		240.5	32.116	33.852	1:24.535
6		243.2	32.242	50.392	1:40.729	14		240.0	32.064	33.900	1:24.057
7	23.607	139.5	44.211	35.559	1:43.377						
8		242.6	32.280	38.863	1:29.323 Pit						

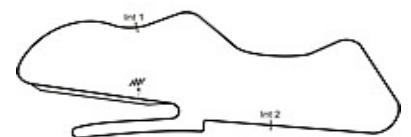
9 GANDOLFI ITA					Piscine Laghetto						
1	20:44.953	179.4	37.761	37.978	22:00.692	8		232.2	33.173	38.801	1:30.778 Pit
2		222.2	35.050	36.038	1:30.202	9	5:03.587	233.2	33.151	34.638	6:11.376
3		235.2	33.899	36.074	1:28.889	10		224.5	33.092	2:32.489	3:25.148
4		160.7	37.440	40.370	1:37.274	11		219.9	33.565	34.959	1:28.367
5		229.7	33.860	37.121	1:30.390	12		232.7	32.978	35.376	1:26.767
6		234.7	33.140	35.154	1:26.680						
7		233.2	33.388	35.089	1:27.065						

10 DE MARCO ITA					Friulana Flange						
1	20:51.437	169.0	48.045	44.737	22:24.219	7		242.6	33.525	40.744	1:32.519 Pit
2	21.425	183.3	37.760	38.784	1:37.969	8	8:52.790	229.2	34.084	35.375	10:02.249
3		236.3	34.956	37.771	1:32.064	9		240.0	32.673	34.293	1:25.273
4		236.3	33.441	34.940	1:27.006	10		239.4	32.503	34.626	1:25.421
5		243.2	32.939	34.091	1:25.345	11		240.0	32.725	34.592	1:25.577
6		242.6	32.651	34.445	1:25.231						

11 CLARKE GBR					KSS Design Group						
1					22:22.221 Pit	8		236.3	32.272	34.495	1:24.986
2	2:38.467	197.8	34.299	34.853	3:47.619	9		237.3	32.809	42.614	1:33.654 Pit
3		238.4	36.776	34.477	1:29.851	10	5:23.071	240.0	33.280	34.579	6:30.930
4		236.8	32.544	34.182	1:25.005	11		236.3	32.609	34.293	1:25.185
5		236.3	32.211	34.026	1:24.358	12		234.7	32.314	33.962	1:24.580
6		238.4	32.446	34.886	1:25.539						
7		237.3	32.680	34.288	1:25.200						

12 WICKENS CAN					Red Bull - Lukoil						
1	20:58.022	195.2	37.958	37.242	22:13.222	8		238.4	32.464	34.011	1:24.703
2		235.2	33.520	35.020	1:27.213	9		237.8	32.205	34.127	1:24.473
3		239.4	32.822	34.365	1:25.623	10		240.5	31.985	34.105	1:24.175
4		241.6	32.393	34.089	1:24.596	11	20.555	227.8	32.086	36.012	1:28.653
5		240.5	32.220	34.271	1:24.536	12		241.0	31.935	38.037	1:27.986 Pit
6	20.234	232.2	32.014	38.143	1:30.391 Pit						
7	4:22.680	241.0	32.271	34.180	5:29.131						

14 BORTOLOTTI ITA					Red Bull						
1	21:39.362	136.7	41.273	42.663	23:03.298	9		241.0	32.181	34.105	1:24.435
2	20.620	219.5	37.323	39.747	1:37.690	10		238.4	32.681	34.186	1:25.085
3		228.3	33.631	34.737	1:27.200	11		238.9	32.180	34.161	1:24.445
4		238.9	32.371	34.037	1:24.666	12		197.8	38.055	35.750	1:33.046
5		241.0	32.122	33.796	1:24.002	13		239.4	32.104	34.185	1:24.489
6		242.1	32.326	34.056	1:24.399	14		237.8	32.504	38.536	1:29.217 Pit
7		240.5	32.415	34.631	1:25.197						
8		238.9	32.052	34.220	1:24.369						



Circuit Length - 4.023 kilometres
Donington Park
Donington

Weather/Track : Cloudy / Dry

FIA Formula 2 Championship

Free Practice - Sector Analysis Report

Timing Bulletin 1

Lap S1 Time S1 Spd S2 Time S2 Spd S3 Time S3 Spd Lap Time Pit Lap S1 Time S1 Spd S2 Time S2 Spd S3 Time S3 Spd Lap Time Pit

15 ALESHIN RUS Red Bull - Lukoil										
1	20:41.548	160.4	38.514	38.283	21:58.345	8	240.0	32.411	34.095	1:24.858
2		236.3	32.891	34.787	1:26.115	9	239.4	32.265	34.191	1:24.593
3		241.0	32.423	33.841	1:24.527	10	22.270	155.3	38.089	1:39.147
4		240.5	32.099	33.757	1:23.870	11		240.5	32.069	1:24.450
5		242.1	32.061	33.620	1:23.769	12		241.6	32.304	1:28.620 Pit
6		241.0	33.747	38.358	1:30.615 Pit					
7	5:24.616	210.1	33.801	34.434	6:32.851					

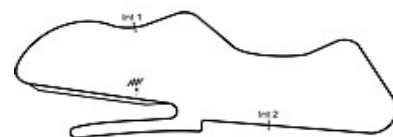
16 PISCOPO ITA Auto Capital											
1	20:34.831	182.7	38.519	40.013	21:53.363	8	6:17.852	215.1	33.385	34.737	7:25.974
2		194.2	35.216	37.943	1:33.010	9		239.4	32.238	34.133	1:24.591
3		236.3	33.485	34.859	1:27.081	10		241.6	32.054	34.593	1:24.763
4		239.4	32.684	34.410	1:25.395	11		239.4	32.210	34.189	1:24.526
5		237.8	32.299	34.102	1:24.543	12		243.7	32.152	34.034	1:24.326
6		238.9	32.192	34.071	1:24.465	13		240.5	32.106	34.120	1:24.375
7		239.4	32.072	41.044	1:31.174 Pit						

17 IACONELLI BRA Iaconelli.com											
1	20:46.746	146.3	43.593	48.722	22:19.061	6		237.3	32.264	34.028	1:24.397
2		222.6	36.473	35.531	1:31.485	7		220.4	33.061	39.936	1:31.484 Pit
3		234.7	32.739	33.990	1:25.074	8	5:24.226	235.2	33.367	36.439	6:34.032
4		239.4	32.329	33.772	1:24.135						
5		188.1	35.169	36.585	1:31.182						

18 GACHNANG SUI Motorex											
1	20:43.641	180.9	38.197	37.724	21:59.562	8		234.2	32.518	34.590	1:25.519
2		234.2	33.651	35.899	1:28.444	9		233.2	34.303	38.295	1:30.814
3		235.8	34.516	35.480	1:28.740	10		234.7	32.949	34.387	1:25.729
4		234.7	32.704	34.253	1:25.304	11		235.2	32.616	34.224	1:25.204
5		232.2	32.866	36.315	1:27.545	12		232.7	33.636	39.200	1:31.194 Pit
6		241.0	32.579	34.590	1:25.440	13	6:22.605	229.7	33.401	34.495	7:30.501
7		238.4	32.301	34.257	1:24.821						

20 HOING GER HASKAMP											
1	21:00.672	209.3	37.542	38.490	22:16.704	7		235.2	32.354	34.697	1:25.529
2		200.0	33.926	36.129	1:30.044	8		236.3	33.345	38.616	1:30.409 Pit
3		237.8	32.217	34.315	1:25.219	9	7:21.735	187.8	34.758	35.833	8:32.326
4		237.8	31.874	34.559	1:24.967	10		237.3	32.114	34.656	1:25.300
5		236.3	32.393	34.308	1:25.067						
6		239.4	32.168	34.322	1:24.761						

21 VASILIAUSKAS LTU Darsena											
1	20:29.649	182.1	40.980	39.808	21:50.437	8		240.5	32.147	34.150	1:24.384
2	21:35.3	210.1	38.541	36.786	1:36.680	9		238.9	32.406	38.341	1:28.855 Pit
3		239.4	34.482	35.422	1:28.315	10	6:27.721	209.7	34.961	35.941	7:38.623
4		238.4	32.754	34.138	1:25.194	11		239.4	32.146	33.925	1:24.246
5		237.3	32.199	33.881	1:24.205	12		242.6	31.956	33.875	1:23.964
6		239.4	32.066	33.983	1:24.209	13		240.0	36.803	36.614	1:31.583
7		207.6	39.718	38.190	1:36.159						



Weather/Track : Cloudy / Dry

Circuit Length - 4.023 kilometres
Donington Park
Donington

FIA Formula 2 Championship

Free Practice - Sector Analysis Report

Timing Bulletin 1

Lap S1 Time S1 Spd S2 Time S2 Spd S3 Time S3 Spd Lap Time Pit Lap S1 Time S1 Spd S2 Time S2 Spd S3 Time S3 Spd Lap Time Pit

22 SOUCEK					ESP FK-Automotive					
1	30:14.669	150.4	38.384	38.083	31:31.136	6	203.0	38.609	36.112	1:34.024
2	21.124	143.0	38.274	36.048	1:35.446	7	242.1	32.024	33.858	1:23.877
3		240.5	32.463	35.719	1:26.459	8	241.6	31.645	40.142	1:29.775 Pit
4		239.4	32.508	33.920	1:24.434					
5		240.0	32.134	33.800	1:23.932					

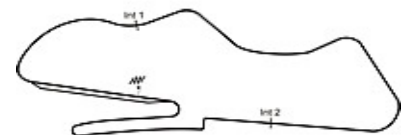
23 KARJALAINEN					FIN Everyman - LTC Rakennus					
1	20:53.479	154.2	42.238	39.871	22:15.588	8	237.3	32.301	38.833	1:29.294 Pit
2	21.586	159.7	39.225	37.631	1:38.442	9	6:02.344	201.1	33.615	7:10.807
3		237.3	34.538	36.538	1:29.891	10		235.8	32.875	34.378
4		237.3	32.668	34.809	1:25.908	11		235.8	32.688	34.490
5		237.3	32.285	34.354	1:24.870	12		238.4	32.510	34.329
6		238.9	32.649	34.504	1:25.395	13		234.2	32.678	34.734
7		233.2	32.372	34.306	1:24.993					1:26.161

24 GLADDIS					GBR Marrache & Co					
1	21:02.641	201.4	41.467	42.797	22:26.905	9	236.8	32.151	38.143	1:28.530 Pit
2		210.5	33.767	35.241	1:27.961	10	3:52.486	191.4	34.031	5:01.743
3		240.0	33.122	34.707	1:26.334	11		240.5	32.399	34.638
4		237.3	32.393	34.988	1:25.566	12		241.0	32.132	34.299
5		237.3	32.263	34.679	1:25.105	13		239.4	32.555	34.558
6		210.5	37.766	35.544	1:31.961	14		239.4	32.036	34.281
7		239.4	32.628	34.920	1:25.815					1:24.619
8		237.3	32.426	34.809	1:25.483					

25 PAVLOVIC					SRB Bobby Tech					
1	20:55.251	181.8	38.728	36.258	22:10.237	9	227.3	33.595	39.172	1:31.024 Pit
2		239.4	33.084	34.162	1:25.707	10	4:39.620	204.5	33.973	5:48.554
3		241.0	32.426	33.999	1:24.803	11		242.1	32.107	33.988
4		206.1	35.720	34.748	1:28.842	12		242.1	32.329	43.066
5		243.7	32.090	33.981	1:24.060	13		244.3	32.220	35.329
6		241.6	31.860	33.846	1:23.690	14		243.2	31.823	34.282
7		243.2	38.147	37.397	1:33.564					1:24.174
8		242.1	31.782	33.876	1:23.665					

27 SANCHEZ					ESP Go-Karts Orihuela Costa					
1	21:21.470	165.1	41.912	40.957	22:44.339	7	240.0	33.169	34.439	1:25.797
2	23.782	194.9	39.802	38.460	1:42.044	8		238.9	49.548	42.796
3	22.401	201.1	34.890	34.831	1:32.122	9	8:49.383	161.9	36.580	10:00.700
4		236.3	35.028	35.434	1:29.200	10		235.8	32.759	34.326
5		237.8	32.749	34.094	1:25.193					1:25.464
6		237.3	32.431	34.074	1:24.750					

31 MOORE					GBR Olney Tyres & Exhausts						
1	21:27.592	171.7	43.446	38.877	22:49.915	9	3:29.285	237.8	34.004	37.793	4:41.082
2		230.2	34.677	35.051	1:28.900	10		237.8	32.911	34.232	1:25.386
3		238.9	33.156	34.485	1:25.973	11		239.4	36.875	36.931	1:32.114
4		236.8	33.222	35.074	1:26.674	12		236.8	32.334	34.528	1:25.351
5		234.7	32.265	34.202	1:24.689	13		237.8	32.264	33.992	1:24.628
6		237.3	32.071	35.058	1:25.224	14		237.8	32.557	34.957	1:25.786
7		240.5	32.629	34.579	1:25.314						
8		240.5	32.881	37.540	1:28.570 Pit						



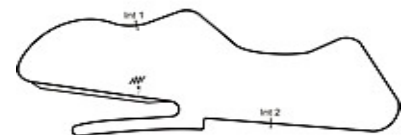
Weather/Track : Cloudy / Dry

Circuit Length - 4.023 kilometres
Donington Park
Donington

FIA Formula 2 Championship Free Practice - Sector Analysis Report

Timing Bulletin 1

Lap	S1 Time	S1 Spd	S2 Time	S2 Spd	S3 Time	S3 Spd	Lap Time	Pit	Lap	S1 Time	S1 Spd	S2 Time	S2 Spd	S3 Time	S3 Spd	Lap Time	Pit
33 ENG																	
1	21:36.884	111.4	40.096		44.687		23:01.667		9	233.7		32.302		34.075		1:24.623	
2		236.3	33.152		34.300		1:25.995		10	238.9		32.410		34.252		1:24.900	
3		241.0	33.022		37.517		1:29.002		11	237.3		32.222		34.248		1:24.628	
4		237.3	32.113		33.880		1:24.356		12	238.9		32.110		35.880		1:26.192	
5		238.4	32.168		34.005		1:24.264		13	237.8		32.098		34.192		1:24.489	
6		238.4	32.160		34.226		1:24.449		14	236.8		32.792		34.694		1:25.718	
7		238.9	32.127		37.933		1:28.267	Pit									
8	3:33.126	236.8	32.560		34.236		4:39.922										
AUT																	
European Racing Events																	



Weather/Track : Cloudy / Dry

Circuit Length - 4.023 kilometres
Donington Park
Donington

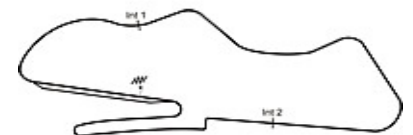
FIA Formula 2 Championship

Free Practice - Best Sector Times Report

Timing Bulletin 1

POS	NO	SECTOR 1		SECTOR 2		SECTOR 3		IDEAL/BEST LAP COMPARISON							
		TIME	LAP	NO	TIME	LAP	NO	TIME	LAP	NO	NAME	IDEAL	BEST	LAP	DIFF
1	12	20.234	6	2	31.597	12	15	33.620	5	12	WICKENS	1:26.180	1:24.175	10	+ 2.005
2	14	20.620	2	22	31.645	8	17	33.772	4	14	BORTOLOTT	1:26.468	1:24.002	5	+ 2.466
3	4	21.083	2	25	31.782	8	14	33.796	5	22	SOUCEK	1:26.569	1:23.877	7	+ 2.692
4	22	21.124	2	20	31.874	4	22	33.800	5	4	JOUSSE	1:27.016	1:24.173	12	+ 2.843
5	6	21.350	14	12	31.935	12	25	33.846	6	21	VASILIAUSK	1:27.184	1:23.964	12	+ 3.220
6	21	21.353	2	21	31.956	12	8	33.852	13	6	EBRAHIM	1:27.431	1:24.469	5	+ 2.962
7	10	21.425	2	4	31.959	14	21	33.875	12	15	ALESHIN	1:27.951	1:23.769	5	+ 4.182
8	23	21.586	2	6	32.019	11	33	33.880	4	10	DE MARCO	1:28.019	1:25.231	6	+ 2.788
9	15	22.270	10	24	32.036	14	2	33.881	13	23	KARJALAIN	1:28.177	1:24.870	5	+ 3.307
10	27	22.401	3	14	32.052	8	11	33.962	12	27	SANCHEZ	1:28.906	1:24.750	6	+ 4.156
11	8	23.607	7	16	32.054	10	4	33.974	12	8	HEGEWALD	1:29.523	1:24.057	14	+ 5.466
12	2	57.056	2	15	32.061	5	31	33.992	13	2	HOHENTHAL	2:02.534	1:23.486	13	+ 39.04
13	11	2:38.467	2	8	32.064	14	12	34.011	8	11	CLARKE	3:44.640	1:24.358	5	+ 140.2
14	31	3:29.285	9	31	32.071	6	16	34.034	12	31	MOORE	4:35.348	1:24.628	13	+ 190.7
15	5	3:30.045	13	33	32.098	13	6	34.062	10	5	BRUNDLE	4:36.542	1:24.951	14	+ 191.5
16	33	3:33.126	8	3	32.180	6	27	34.074	6	33	ENG	4:39.104	1:24.264	5	+ 194.8
17	24	3:52.486	10	11	32.211	5	10	34.091	5	24	GLADDIS	4:58.803	1:24.619	14	+ 214.1
18	25	4:39.620	10	5	32.223	14	18	34.224	11	25	PAVLOVIC	5:45.248	1:23.665	8	+ 261.5
19	9	5:03.587	9	17	32.264	6	5	34.274	6	9	GANDOLFI	6:11.203	1:26.680	6	+ 284.5
20	17	5:24.226	8	23	32.285	5	24	34.281	14	17	IACONELLI	6:30.262	1:24.135	4	+ 306.1
21	16	6:17.852	8	18	32.301	7	3	34.300	6	16	PISCOPO	7:23.940	1:24.326	12	+ 359.6
22	18	6:22.605	13	27	32.431	6	23	34.306	7	18	GACHNANG	7:29.130	1:24.821	7	+ 364.3
23	20	7:21.735	9	10	32.503	10	20	34.308	5	20	HOING	8:27.917	1:24.761	6	+ 423.1
24	3	8:05.525	10	9	32.978	12	9	34.638	9	3	PALMER	9:12.005	1:24.741	6	+ 467.2

'Perfect Lap' - 1:25.451



Circuit Length - 4.023 kilometres
Donington Park
Donington

Weather/Track : Cloudy / Dry

FIA Formula 2 Championship

QUALIFYING 1 - PROVISIONAL CLASSIFICATION

POS	NO	CL	DRIVER	NAT	SPONSOR	TIME	LAPS	GAP	KPH
1	8		Tobias HEGEWALD	GER	Interwetten	1:23.116	13		174.24
2	15		Mikhail ALESHIN	RUS	Red Bull - Lukoil	1:23.429	13	0.313	173.59
3	22		Andy SOUCEK	ESP	FK-Automotive	1:23.437	13	0.321	173.57
4	4		Julien JOUSSE	FRA	E Leclerc	1:23.460	13	0.344	173.53
5	25		Milos PAVLOVIC	SRB	Bobby Tech	1:23.542	12	0.426	173.35
6	16		Edoardo PISCOPO	ITA	Auto Capital	1:23.623	15	0.507	173.19
7	21		Kazim VASILIAUSKAS	LTU	Darsena Management	1:23.699	11	0.583	173.03
8	2		Sebastian HOHENTHAL	SWE	Mafi - Sweden Team	1:23.702	7	0.586	173.02
9	12		Robert WICKENS	CAN	Red Bull - Lukoil	1:23.828	11	0.712	172.76
10	33		Philipp ENG	AUT	European Racing Events	1:23.939	16	0.823	172.54
11	14		Mirko BORTOLOTTI	ITA	Red Bull	1:24.029	13	0.913	172.35
12	6		Armaan EBRAHIM	IND	JK Racing	1:24.244	16	1.128	171.91
13	11		Jack CLARKE	GBR	KSS Design Group	1:24.275	13	1.159	171.85
14	31		Jason MOORE	GBR	Olney Tyres & Exhausts	1:24.339	14	1.223	171.72
15	27		German SANCHEZ	ESP	Go-Karts Orihuela Costa	1:24.368	13	1.252	171.66
16	3		Jolyon PALMER	GBR	Comma Oil	1:24.391	13	1.275	171.61
17	17		Carlos IACONELLI	BRA	Iaconelli.com	1:24.413	10	1.297	171.57
18	5		Alex BRUNDLE	GBR	Sen - GAC - Nasstar	1:24.435	11	1.319	171.52
19	18		Natacha GACHNANG	SUI	Motorex	1:24.472	14	1.356	171.45
20	24		Tom GLADDIS	GBR	Marrache & Co	1:24.515	15	1.399	171.36
21	10		Nicola DE MARCO	ITA	Friulana Flange	1:24.674	13	1.558	171.04
22	23		Henri KARJALAINEN	FIN	Everyman - LTC Rakennus	1:24.720	14	1.604	170.94
23	9		Pietro GANDOLFI	ITA	Piscine Laghetto	1:26.888	12	3.772	166.68
QUALIFICATION MAXIMA						1:28.934			
20			Jens HOING	GER	HASKAMP	1:38.770	5	15.654	146.63

Weather/Track: Cloud °/Dry °

Donington Park
Circuit Length = 4.0230 km.
Start: 13:00 End: 13:28

Race Director:	Steward:	Timekeeper:
----------------	----------	-------------

FIA Formula 2 Championship

QUALIFYING 1 - RESULT

POS	NO	CL	DRIVER	NAT	SPONSOR	TIME	LAPS	GAP	KPH
1	8		Tobias HEGEWALD	GER	Interwetten	1:23.116	13		174.24
2	15		Mikhail ALESHIN	RUS	Red Bull - Lukoil	1:23.429	13	0.313	173.59
3	22		Andy SOUCEK	ESP	FK-Automotive	1:23.437	13	0.321	173.57
4	4		Julien JOUSSE	FRA	E Leclerc	1:23.460	13	0.344	173.53
5	25		Milos PAVLOVIC	SRB	Bobby Tech	1:23.542	12	0.426	173.35
6	16		Edoardo PISCOPO	ITA	Auto Capital	1:23.623	15	0.507	173.19
7	21		Kazim VASILIAUSKAS	LTU	Darsena Management	1:23.699	11	0.583	173.03
8	2		Sebastian HOHENTHAL	SWE	Mafi - Sweden Team	1:23.702	7	0.586	173.02
9	12		Robert WICKENS	CAN	Red Bull - Lukoil	1:23.828	11	0.712	172.76
10	33		Philipp ENG	AUT	European Racing Events	1:23.939	16	0.823	172.54
11	14		Mirko BORTOLOTTI	ITA	Red Bull	1:24.029	13	0.913	172.35
12	6		Armaan EBRAHIM	IND	JK Racing	1:24.244	16	1.128	171.91
13	11		Jack CLARKE	GBR	KSS Design Group	1:24.275	13	1.159	171.85
14	31		Jason MOORE	GBR	Olney Tyres & Exhausts	1:24.339	14	1.223	171.72
15	27		German SANCHEZ	ESP	Go-Karts Orihuela Costa	1:24.368	13	1.252	171.66
16	3		Jolyon PALMER	GBR	Comma Oil	1:24.391	13	1.275	171.61
17	17		Carlos IACONELLI	BRA	Iaconelli.com	1:24.413	10	1.297	171.57
18	5		Alex BRUNDLE	GBR	Sen - GAC - Nasstar	1:24.435	11	1.319	171.52
19	18		Natacha GACHNANG	SUI	Motorex	1:24.472	14	1.356	171.45
20	24		Tom GLADDIS	GBR	Marrache & Co	1:24.515	15	1.399	171.36
21	10		Nicola DE MARCO	ITA	Friulana Flange	1:24.674	13	1.558	171.04
22	23		Henri KARJALAINEN	FIN	Everyman - LTC Rakennus	1:24.720	14	1.604	170.94
23	9		Pietro GANDOLFI	ITA	Piscine Laghetto	1:26.888	12	3.772	166.68
QUALIFICATION MAXIMA						1:28.934			
20			Jens HOING	GER	HASKAMP	1:38.770	5	15.654	146.63

Donington Park
Circuit Length = 4.0230 km.

Steward:	Steward:	Steward:
----------	----------	----------

FIA Formula 2 Championship

Qualifying 1 - Sector Analysis Report

Lap S1 Time S1 Spd S2 Time S2 Spd S3 Time S3 Spd Lap Time Pit Lap S1 Time S1 Spd S2 Time S2 Spd S3 Time S3 Spd Lap Time Pit

2 HOENTHAL

SWE

Mafi - Sweden Team

1	11:47.160	209.3	36.740	40.126	13:04.026	5	18.175	240.5	31.805	34.179	1:24.159
2	18.343	241.6	32.439	34.009	1:24.791	6	18.896	215.1	34.268	37.334	1:30.498
3	18.051	240.0	32.033	33.829	1:23.913	7	18.195	241.0	31.754	38.715	1:28.664 Pit
4	18.056	241.0	31.764	33.882	1:23.702						

3 PALMER

GBR

Comma Oil

1	14:01.647	216.0	35.171	35.231	15:12.049	8	5:11.313	202.2	37.300	35.726	6:24.339
2	18.500	237.3	32.590	35.929	1:27.019	9	18.476	243.2	34.408	36.451	1:29.335
3	18.426	240.0	32.516	34.310	1:25.252	10	18.236	237.3	32.076	37.187	1:27.499
4	18.218	238.4	32.177	34.409	1:24.804	11	18.136	239.4	32.139	34.372	1:24.647
5	18.277	240.5	31.907	34.207	1:24.391	12	18.173	239.4	32.278	52.983	1:43.434
6	18.598	239.4	32.669	35.119	1:26.386	13	19.265	218.6	33.628	38.462	1:31.355
7	18.610	236.8	33.311	39.433	1:31.354 Pit						

4 JOUSSE

FRA

E Leclerc

1	11:33.635	194.5	41.980	40.699	12:56.314	8	18.084	243.2	31.640	33.833	1:23.557
2	18.074	243.7	34.081	34.379	1:26.534	9	17.994	242.6	31.893	33.655	1:23.542
3	18.058	242.6	32.222	33.606	1:23.886	10	18.791	219.0	43.388	37.717	1:39.896
4	18.200	241.6	35.910	33.948	1:28.058	11	18.050	244.3	31.798	33.612	1:23.460
5	18.204	242.6	31.938	34.061	1:24.203	12	17.976	243.2	31.794	33.730	1:23.500
6	18.109	243.7	31.999	39.339	1:29.447 Pit	13	18.463	218.6	36.405	45.631	1:40.499 Pit
7	5:05.286	212.5	38.214	40.250	6:23.750						

5 BRUNDLE

GBR

Sen - GAC - Nasstar

1	11:26.667	169.8	35.481	35.063	12:37.211	7	5:01.061	212.5	34.093	35.759	6:10.913
2	18.488	237.8	32.404	34.429	1:25.321	8	18.147	237.8	32.160	34.128	1:24.435
3	18.334	235.2	32.661	33.998	1:24.993	9	18.274	238.9	32.177	34.115	1:24.566
4	18.214	235.2	32.142	34.170	1:24.526	10	18.150	237.3	32.794	34.538	1:25.482
5	22.365	173.3	40.346	41.238	1:43.949	11	18.442	235.2	33.363	41.867	1:33.672 Pit
6	18.268	237.8	32.803	40.904	1:31.975 Pit						

6 EBRAHIM

IND

JK Racing

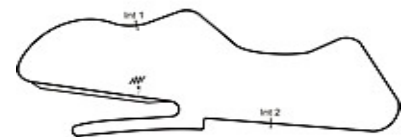
1	10:56.649	171.7	39.070	41.786	12:17.505	10	19.139	227.8	33.813	34.698	1:27.650
2	18.693	236.3	33.115	34.698	1:26.506	11	18.157	244.3	32.067	34.262	1:24.486
3	18.175	243.2	32.387	34.117	1:24.679	12	18.113	244.3	32.438	36.263	1:26.814
4	18.491	240.5	32.413	34.356	1:25.260	13	20.403	223.1	36.330	39.671	1:36.404
5	18.309	241.6	43.970	41.978	1:44.257 Pit	14	18.103	244.8	32.436	34.452	1:24.991
6	4:30.472	201.4	35.744	36.752	5:42.968	15	18.693	233.2	34.531	36.449	1:29.673
7	18.439	242.1	33.420	35.382	1:27.241	16	18.129	244.3	32.420	34.328	1:24.877
8	18.368	242.6	31.963	33.913	1:24.244						
9	18.164	244.3	32.354	33.988	1:24.506						

8 HEGEWALD

GER

Interwetten

1	11:31.573	186.8	40.759	39.047	12:51.379	8	3:34.946	161.1	40.905	35.920	4:51.771
2	18.182	244.8	32.552	33.791	1:24.525	9	18.213	242.6	31.866	33.638	1:23.717
3	18.054	245.4	32.091	33.788	1:23.933	10	17.997	243.7	31.669	33.450	1:23.116
4	32.791	172.8	39.740	35.389	1:47.920	11	17.970	244.8	38.544	37.670	1:34.184
5	18.075	240.0	31.945	33.678	1:23.698	12	18.034	243.7	32.020	1:03.743	1:53.797
6	18.031	240.5	31.930	34.888	1:24.849	13	26.565	154.5	44.664	46.944	1:58.173 Pit
7	18.140	242.6	34.160	41.547	1:33.847 Pit						



Weather/Track : Cloudy / Dry

Circuit Length - 4.023 kilometres
Donington Park
Donington

Printed at 13:35, Saturday, 15 August, 2009

© MST Systems Ltd, 2005 (www.mstworld.com)

Page 1

FIA Formula 2 Championship

Qualifying 1 - Sector Analysis Report

Lap S1 Time S1 Spd S2 Time S2 Spd S3 Time S3 Spd Lap Time Pit Lap S1 Time S1 Spd S2 Time S2 Spd S3 Time S3 Spd Lap Time Pit

9 GANDOLFI

1	10:54.244	169.8	36.809	44.542	12:15.595
2	18.729	237.8	35.229	36.079	1:30.037
3	18.359	236.8	33.473	55.599	1:47.431
4	18.838	239.4	34.079	34.772	1:27.689
5	18.260	237.3	34.421	35.932	1:28.613
6	18.539	237.3	32.909	35.440	1:26.888
7	18.596	234.2	1:18.020	42.442	2:19.058 Pit

ITA

Piscine Laghetto

8	6:42.624	223.6	36.796	38.186	7:57.606
9	20.304	211.7	35.701	37.776	1:33.781
10	18.464	237.3	33.404	37.961	1:29.829
11	18.651	236.3	1:01.472	36.983	1:57.106
12	18.717	240.0	1:09.978	36.290	2:04.985

10 DE MARCO

1	11:16.564	188.4	36.956	37.396	12:30.916
2	18.608	242.1	33.130	35.749	1:27.487
3	18.154	242.1	32.361	34.375	1:24.890
4	18.129	243.2	32.246	34.299	1:24.674
5	19.910	179.1	41.404	39.112	1:40.426
6	18.159	243.2	32.426	34.405	1:24.990
7	19.599	227.8	33.040	39.912	1:32.551 Pit

ITA

Friulana Flange

8	7:26.920	163.1	40.184	35.737	8:42.841
9	18.437	243.2	33.157	40.511	1:32.105
10	18.193	242.1	35.036	35.603	1:28.832
11	18.144	242.1	32.260	34.556	1:24.960
12	19.256	208.4	39.104	37.178	1:35.538
13	18.338	242.1	32.793	34.799	1:25.930

11 CLARKE

1	10:40.768	211.3	36.542	44.523	12:01.833
2	18.430	241.0	34.365	34.520	1:27.315
3	18.403	242.1	32.403	34.060	1:24.866
4	18.092	237.3	32.161	1:03.154	1:53.407
5	21.544	203.3	36.805	39.946	1:38.295 Pit
6	7:45.684	230.7	34.120	36.151	8:55.955
7	18.220	238.9	32.662	34.231	1:25.113

GBR

KSS Design Group

8	18.071	236.8	32.106	34.261	1:24.438
9	18.119	238.9	32.163	34.340	1:24.622
10	18.065	241.6	32.375	34.327	1:24.767
11	18.249	241.6	32.097	34.167	1:24.513
12	17.946	242.1	32.316	34.013	1:24.275
13	18.118	238.4	32.229	34.295	1:24.642

12 WICKENS

1	11:05.018	201.8	38.143	42.276	12:25.437
2	18.223	242.6	32.850	34.032	1:25.105
3	18.278	238.4	32.235	33.688	1:24.201
4	18.114	241.0	32.670	38.258	1:29.042
5	18.085	238.9	32.401	35.294	1:25.780
6	17.993	241.6	31.928	33.907	1:23.828

CAN

Red Bull - Lukoil

7	18.448	238.9	32.889	34.085	1:25.422
8	18.119	243.2	31.864	33.950	1:23.933
9	18.111	244.3	32.813	38.688	1:29.612 Pit
10	6:32.159	216.0	34.791	43.152	7:50.102
11	18.212	241.0	32.811	35.081	1:26.104

14 BORTOLOTTI

1	13:34.051	210.1	33.873	34.703	14:42.627
2	18.298	243.7	32.568	34.010	1:24.876
3	18.183	241.0	32.193	33.861	1:24.237
4	18.086	240.5	32.357	36.708	1:27.151
5	18.106	243.2	32.098	33.825	1:24.029
6	18.335	213.0	35.854	35.930	1:30.119
7	18.200	240.5	32.087	37.687	1:27.974 Pit

ITA

Red Bull

8	6:07.319	194.5	34.436	41.510	7:23.265
9	18.223	243.7	32.331	34.063	1:24.617
10	18.117	241.0	33.265	34.674	1:26.056
11	18.111	242.6	32.151	33.840	1:24.102
12	18.153	242.6	32.195	33.942	1:24.290
13	19.867	187.8	36.493	36.540	1:32.900

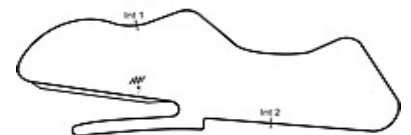
15 ALESHIN

1	12:38.717	134.4	42.015	36.413	13:57.145
2	18.088	242.1	31.952	33.945	1:23.985
3	18.052	241.6	35.254	44.411	1:37.717
4	18.079	238.9	32.126	37.896	1:28.101
5	18.104	241.0	32.690	39.952	1:30.746 Pit
6	5:03.326	201.4	36.594	35.111	6:15.031
7	18.153	243.2	31.847	33.681	1:23.681

RUS

Red Bull - Lukoil

8	18.007	242.6	31.663	33.759	1:23.429
9	21.947	167.9	40.329	47.671	1:49.947
10	18.144	244.3	34.856	34.138	1:27.138
11	18.108	236.3	32.316	33.865	1:24.289
12	18.111	241.6	33.411	37.812	1:29.334
13	18.083	240.5	33.040	44.022	1:35.145 Pit



Weather/Track : Cloudy / Dry

Circuit Length - 4.023 kilometres
Donington Park
Donington

FIA Formula 2 Championship

Qualifying 1 - Sector Analysis Report

Lap S1 Time S1 Spd S2 Time S2 Spd S3 Time S3 Spd Lap Time Pit Lap S1 Time S1 Spd S2 Time S2 Spd S3 Time S3 Spd Lap Time Pit

16 PISCOPO

ITA

Auto Capital

1	11:06.111	192.1	38.242	42.170	12:26.523	9	18.515	229.7	32.582	35.076	1:26.173	
2	18.280	244.3	33.061	34.481	1:25.822	10	18.047	242.6	31.889	33.687	1:23.623	
3	18.109	243.7	32.055	33.722	1:23.886	11	18.004	243.2	34.831	36.247	1:29.082	
4	17.960	242.1	32.090	34.106	1:24.156	12	18.032	242.1	31.997	34.797	1:24.826	
5	18.257	240.5	32.319	36.711	1:27.287	13	18.068	243.2	31.926	34.073	1:24.067	
6	17.953	242.1	32.068	33.809	1:23.830	14	18.004	242.1	35.176	38.716	1:31.896	
7	18.141	243.2	32.705	39.773	1:30.619	Pit	15	18.034	244.3	31.837	34.169	1:24.040
8	6:11.959	197.4	36.030	35.887	7:23.876							

17 IACONELLI

BRA

Iaconelli.com

1	18:40.607	175.6	41.560	45.170	20:07.337	7	18.151	241.6	32.558	38.727	1:29.436	Pit
2	18.765	241.0	33.456	34.375	1:26.596	8	5:35.719	223.1	33.980	37.146	6:46.845	
3	18.420	238.4	32.675	34.288	1:25.383	9	18.232	238.9	33.260	36.554	1:28.046	
4	18.265	243.7	32.416	35.819	1:26.500	10	18.131	242.6	32.233	34.049	1:24.413	
5	18.132	239.4	32.184	34.275	1:24.591							
6	18.177	240.5	32.145	34.282	1:24.604							

18 GACHNANG

SUI

Motorex

1	10:44.976	168.7	38.405	41.606	12:04.987	9	20.584	202.2	35.329	34.889	1:30.802	
2	19.504	233.2	33.948	35.175	1:28.627	10	18.565	235.2	35.275	36.415	1:30.255	
3	18.409	236.3	32.628	33.993	1:25.030	11	18.463	234.7	32.569	34.247	1:25.279	
4	18.242	237.8	32.391	34.026	1:24.659	12	18.371	237.3	32.916	35.010	1:26.297	
5	18.274	236.8	32.275	34.316	1:24.865	13	18.615	238.9	32.705	34.484	1:25.804	
6	18.301	236.8	32.098	34.073	1:24.472	14	18.286	238.4	33.431	34.892	1:26.609	
7	18.588	236.8	33.460	38.129	1:30.177	Pit						
8	6:30.983	180.6	37.990	36.144	7:45.117							

20 HOING

GER

HASKAMP

1	28:43.364	102.5	44.672	43.779	30:11.815	Pit	4	19.459	231.7	34.235	38.389	1:32.083	Pit
2	35.456	222.6	33.852	35.041	1:44.349		5	50.159	185.2	34.412	36.319	2:00.890	
3	18.356	238.9	33.737	46.677	1:38.770								

21 VASILIAUSKAS

LTU

Darsena Management

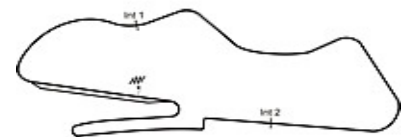
1	10:29.161	175.6	41.468	37.432	11:48.061	7	8:25.877	215.5	36.854	36.501	9:39.232	
2	18.299	241.6	32.579	34.225	1:25.103	8	18.217	242.1	32.469	38.420	1:29.106	
3	18.157	241.6	32.095	33.955	1:24.207	9	18.158	241.0	31.951	34.026	1:24.135	
4	18.038	241.0	31.885	33.776	1:23.699	10	17.981	238.4	31.943	34.009	1:23.933	
5	18.063	239.4	31.950	33.797	1:23.810	11	18.144	240.0	34.407	40.316	1:32.867	Pit
6	18.219	240.0	32.624	40.103	1:30.946	Pit						

22 SOUCEK

ESP

FK-Automotive

1	11:43.011	205.3	37.264	40.076	13:00.351	8	18.257	242.1	31.736	33.830	1:23.823	
2	18.222	242.6	32.323	33.699	1:24.244	9	21.196	165.8	40.127	35.152	1:36.475	
3	18.032	238.4	36.997	37.712	1:32.741	10	17.970	242.6	34.865	35.884	1:28.719	
4	18.120	243.7	32.369	33.665	1:24.154	11	17.970	243.2	31.760	33.707	1:23.437	
5	17.933	242.1	31.928	33.833	1:23.694	12	17.981	242.6	31.674	33.878	1:23.533	
6	19.926	195.6	36.390	40.377	1:36.693	Pit	13	22.082	174.4	39.237	37.476	1:38.795
7	7:19.458	201.1	36.109	35.551	8:31.118							



Weather/Track : Cloudy / Dry

Circuit Length - 4.023 kilometres
Donington Park
Donington

FIA Formula 2 Championship

Qualifying 1 - Sector Analysis Report

Lap S1 Time S1 Spd S2 Time S2 Spd S3 Time S3 Spd Lap Time Pit Lap S1 Time S1 Spd S2 Time S2 Spd S3 Time S3 Spd Lap Time Pit

23 KARJALAINEN

FIN

Everyman - LTC Rakennus

1	10:53.723	179.1	36.756	42.971	12:13.450	9	6:21.487	155.8	40.668	35.980	7:38.135
2	18.742	231.2	34.083	34.681	1:27.506	10	18.534	240.0	33.014	35.192	1:26.740
3	18.348	237.8	32.658	34.215	1:25.221	11	18.334	240.5	32.270	34.200	1:24.804
4	18.116	240.0	33.814	34.969	1:26.899	12	18.305	236.8	32.721	34.593	1:25.619
5	18.256	236.3	32.448	34.210	1:24.914	13	18.256	242.1	32.598	34.298	1:25.152
6	18.300	237.8	32.279	34.422	1:25.001	14	18.149	242.1	32.638	34.304	1:25.091
7	18.315	242.6	32.373	34.032	1:24.720						
8	18.435	239.4	32.636	39.201	1:30.272 Pit						

24 GLADDIS

GBR

Marrache & Co

1	10:40.992	209.3	36.458	46.008	12:03.458	9	18.272	239.4	33.598	41.928	1:33.798 Pit
2	18.378	238.9	34.034	35.117	1:27.529	10	5:47.568	208.8	37.422	35.868	7:00.858
3	18.197	240.0	32.561	34.804	1:25.562	11	18.371	241.6	32.711	34.720	1:25.802
4	18.169	238.9	32.015	34.815	1:24.999	12	18.165	241.6	31.859	34.491	1:24.515
5	18.280	237.3	32.327	34.591	1:25.198	13	18.134	243.2	32.684	35.023	1:25.841
6	18.200	239.4	32.235	34.500	1:24.935	14	18.213	239.4	32.175	34.315	1:24.703
7	18.424	240.5	32.545	34.522	1:25.491	15	18.255	241.6	32.333	34.443	1:25.031
8	18.105	239.4	32.296	34.666	1:25.067						

25 PAVLOVIC

SRB

Bobby Tech

1	10:40.365	194.5	36.573	43.970	12:00.908	8	10:16.413	171.1	48.767	38.522	11:43.702
2	18.187	246.5	32.340	34.152	1:24.679	9	18.210	246.0	32.781	34.564	1:25.555
3	18.074	245.4	32.284	33.721	1:24.079	10	18.069	243.7	32.098	38.927	1:29.094
4	17.975	244.8	34.392	35.545	1:27.912	11	17.966	247.7	35.171	35.605	1:28.742
5	18.102	243.2	31.781	33.659	1:23.542	12	18.002	244.8	31.830	33.822	1:23.654
6	18.266	226.4	34.921	36.401	1:29.588						
7	18.516	236.8	37.583	43.808	1:39.907 Pit						

27 SANCHEZ

ESP

Go-Karts Orihuela Costa

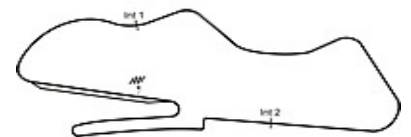
1	11:03.721	176.1	35.959	41.937	12:21.617	8	18.511	239.4	38.937	39.435	1:36.883 Pit
2	18.510	237.3	33.810	34.321	1:26.641	9	7:54.189	197.0	35.838	38.696	9:08.723
3	18.180	237.8	32.548	34.590	1:25.318	10	18.868	237.8	33.068	37.205	1:29.141
4	18.550	238.4	36.365	36.949	1:31.864	11	18.243	240.5	32.015	34.145	1:24.403
5	18.382	239.4	32.444	34.201	1:25.027	12	18.144	238.9	31.983	34.241	1:24.368
6	18.212	241.6	32.275	34.132	1:24.619	13	18.134	242.6	35.269	34.773	1:28.176
7	18.293	242.6	32.571	34.307	1:25.171						

31 MOORE

GBR

Olney Tyres & Exhausts

1	12:27.547	204.1	35.607	35.330	13:38.484	9	18.156	237.8	34.744	34.621	1:27.521
2	18.722	240.0	32.902	33.807	1:25.431	10	18.248	240.0	32.203	34.486	1:24.937
3	18.417	236.8	39.689	34.563	1:32.669	11	18.181	238.9	32.590	35.005	1:25.776
4	18.336	242.1	32.454	33.814	1:24.604	12	18.214	241.6	52.983	38.984	1:50.181
5	18.037	243.2	32.291	42.239	1:32.567 Pit	13	18.383	240.5	32.737	34.296	1:25.416
6	4:50.548	235.8	34.037	34.879	5:59.464	14	19.983	179.1	45.817	42.883	1:48.683 Pit
7	18.297	238.9	32.126	33.916	1:24.339						
8	18.178	241.0	33.087	34.037	1:25.302						



Weather/Track : Cloudy / Dry

Circuit Length - 4.023 kilometres
Donington Park
Donington

Printed at 13:35, Saturday, 15 August, 2009

© MST Systems Ltd, 2005 (www.mstworld.com)

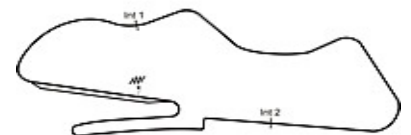
Page 4

FIA Formula 2 Championship

Qualifying 1 - Sector Analysis Report

Lap S1 Time S1 Spd S2 Time S2 Spd S3 Time S3 Spd Lap Time Pit Lap S1 Time S1 Spd S2 Time S2 Spd S3 Time S3 Spd Lap Time Pit

33 ENG				AUT		European Racing Events					
1	10:33.562	126.1	41.296	39.204	11:54.062	10	18.293	240.5	32.216	33.932	1:24.441
2	18.558	234.7	32.908	34.082	1:25.548	11	18.276	239.4	31.966	34.028	1:24.270
3	18.211	239.4	32.406	33.745	1:24.362	12	19.982	200.3	38.546	35.870	1:34.398
4	18.245	240.0	31.956	34.000	1:24.201	13	18.202	240.0	33.059	37.193	1:28.454
5	18.824	199.6	37.000	34.188	1:30.012	14	18.145	239.4	31.915	34.138	1:24.198
6	18.109	239.4	32.245	34.153	1:24.507	15	18.113	241.6	34.038	38.157	1:30.308
7	18.310	239.4	32.670	37.436	1:28.416 Pit	16	18.126	240.5	31.916	33.897	1:23.939
8	5:00.715	160.4	42.521	36.777	6:20.013						
9	18.327	238.9	32.193	34.974	1:25.494						



Weather/Track : Cloudy / Dry

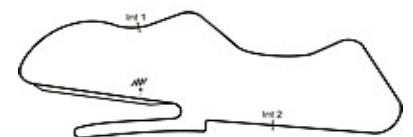
Circuit Length - 4.023 kilometres
Donington Park
Donington

FIA Formula 2 Championship

Qualifying 1 - Best Sector Times Report

POS	NO	SECTOR 1		SECTOR 2		SECTOR 3		IDEAL/BEST LAP COMPARISON							
		TIME	LAP	NO	TIME	LAP	NO	TIME	LAP	NO	NAME	IDEAL	BEST	LAP	DIFF
1	22	17.933	5	4	31.640	8	8	33.450	10	8	HEGEWALD	1:23.089	1:23.116	10	+ 0.027
2	11	17.946	12	15	31.663	8	4	33.606	3	4	JOUSSE	1:23.222	1:23.460	11	+ 0.238
3	16	17.953	6	8	31.669	10	25	33.659	5	22	SOUCEK	1:23.272	1:23.437	11	+ 0.165
4	25	17.966	11	22	31.674	12	22	33.665	4	15	ALESHIN	1:23.351	1:23.429	8	+ 0.078
5	8	17.970	11	2	31.754	7	15	33.681	7	25	PAVLOVIC	1:23.406	1:23.542	5	+ 0.136
6	4	17.976	12	25	31.781	5	16	33.687	10	16	PISCOPO	1:23.477	1:23.623	10	+ 0.146
7	21	17.981	10	16	31.837	15	12	33.688	3	12	WICKENS	1:23.545	1:23.828	6	+ 0.283
8	12	17.993	6	24	31.859	12	33	33.745	3	2	HOHENTHAL	1:23.634	1:23.702	4	+ 0.068
9	15	18.007	8	12	31.864	8	21	33.776	4	21	VASILIAUSK	1:23.642	1:23.699	4	+ 0.057
10	31	18.037	5	21	31.885	4	31	33.807	2	33	ENG	1:23.769	1:23.939	16	+ 0.170
11	2	18.051	3	3	31.907	5	14	33.825	5	31	MOORE	1:23.970	1:24.339	7	+ 0.369
12	14	18.086	4	33	31.915	14	2	33.829	3	6	EBRAHIM	1:23.979	1:24.244	8	+ 0.265
13	6	18.103	14	6	31.963	8	6	33.913	8	14	BORTOLOTT	1:23.998	1:24.029	5	+ 0.031
14	24	18.105	8	27	31.983	12	18	33.993	3	11	CLARKE	1:24.056	1:24.275	12	+ 0.219
15	33	18.109	6	14	32.087	7	5	33.998	3	27	SANCHEZ	1:24.249	1:24.368	12	+ 0.119
16	23	18.116	4	11	32.097	11	11	34.013	12	3	PALMER	1:24.250	1:24.391	5	+ 0.141
17	10	18.129	4	18	32.098	6	23	34.032	7	24	GLADDIS	1:24.279	1:24.515	12	+ 0.236
18	17	18.131	10	31	32.126	7	17	34.049	10	5	BRUNDLE	1:24.287	1:24.435	8	+ 0.148
19	27	18.134	13	5	32.142	4	27	34.132	6	17	IACONELLI	1:24.325	1:24.413	10	+ 0.088
20	3	18.136	11	17	32.145	6	3	34.207	5	18	GACHNANG	1:24.333	1:24.472	6	+ 0.139
21	5	18.147	8	10	32.246	4	10	34.299	4	23	KARJALAIN	1:24.418	1:24.720	7	+ 0.302
22	18	18.242	4	23	32.270	11	24	34.315	14	10	DE MARCO	1:24.674	1:24.674	4	+ 0.000
23	9	18.260	5	9	32.909	6	9	34.772	4	9	GANDOLFI	1:25.941	1:26.888	6	+ 0.947
24	20	18.356	3	20	33.737	3	20	35.041	2	20	HOING	1:27.134	1:32.083	4	+ 4.949

'Perfect Lap' - 1:23.023



Circuit Length - 4.023 kilometres
Donington Park
Donington

Weather/Track : Cloudy / Dry

FIA Formula 2 Championship

QUALIFYING 2 - PROVISIONAL CLASSIFICATION

POS	NO	CL	DRIVER	NAT	SPONSOR	TIME	LAPS	GAP	KPH
1	4		Julien JOUSSE	FRA	E Leclerc	1:23.507	14		173.43
2	2		Sebastian HOHENTHAL	SWE	Mafi - Sweden Team	1:23.635	15	0.128	173.16
3	14		Mirko BORTOLOTTI	ITA	Red Bull	1:23.681	14	0.174	173.07
4	21		Kazim VASILIAUSKAS	LTU	Darsena Management	1:23.709	14	0.202	173.01
5	16		Edoardo PISCOPO	ITA	Auto Capital	1:23.714	14	0.207	173.00
6	22		Andy SOUCEK	ESP	FK-Automotive	1:23.763	11	0.256	172.90
7	15		Mikhail ALESHIN	RUS	Red Bull - Lukoil	1:23.847	13	0.340	172.72
8	12		Robert WICKENS	CAN	Red Bull - Lukoil	1:23.884	15	0.377	172.65
9	8		Tobias HEGEWALD	GER	Interwetten	1:23.943	12	0.436	172.53
10	33		Philipp ENG	AUT	European Racing Events	1:24.003	17	0.496	172.40
11	25		Milos PAVLOVIC	SRB	Bobby Tech	1:24.044	16	0.537	172.32
12	17		Carlos IACONELLI	BRA	Iaconelli.com	1:24.098	12	0.591	172.21
13	27		German SANCHEZ	ESP	Go-Karts Orihuela Costa	1:24.198	14	0.691	172.00
14	6		Armaan EBRAHIM	IND	JK Racing	1:24.249	17	0.742	171.90
15	31		Jason MOORE	GBR	Olney Tyres & Exhausts	1:24.354	17	0.847	171.69
16	24		Tom GLADDIS	GBR	Marrache & Co	1:24.446	16	0.939	171.50
17	3		Jolyon PALMER	GBR	Comma Oil	1:24.472	17	0.965	171.45
18	23		Henri KARJALAINEN	FIN	Everyman - LTC Rakennus	1:24.493	15	0.986	171.40
19	10		Nicola DE MARCO	ITA	Friulana Flange	1:24.680	16	1.173	171.03
20	11		Jack CLARKE	GBR	KSS Design Group	1:24.718	16	1.211	170.95
21	5		Alex BRUNDLE	GBR	Sen - GAC - Nasstar	1:24.739	14	1.232	170.91
22	18		Natacha GACHNANG	SUI	Motorex	1:25.046	16	1.539	170.29
23	20		Jens HOING	GER	HASKAMP	1:25.894	13	2.387	168.61
24	9		Pietro GANDOLFI	ITA	Piscine Laghetto	1:26.951	9	3.444	166.56

QUALIFICATION MAXIMA 1:29.352

Weather/Track: Sun °/Dry °

Donington Park
Circuit Length = 4.0230 km.
Start: 17:00 End: 17:30

Race Director:	Steward:	Timekeeper:
----------------	----------	-------------

FIA Formula 2 Championship QUALIFYING 2 - RESULT

POS	NO	CL	DRIVER	NAT	SPONSOR	TIME	LAPS	GAP	KPH
1	4		Julien JOUSSE	FRA	E Leclerc	1:23.507	14		173.43
2	2		Sebastian HOHENTHAL	SWE	Mafi - Sweden Team	1:23.635	15	0.128	173.16
3	14		Mirko BORTOLOTTI	ITA	Red Bull	1:23.681	14	0.174	173.07
4	21		Kazim VASILIAUSKAS	LTU	Darsena Management	1:23.709	14	0.202	173.01
5	16		Edoardo PISCOPO	ITA	Auto Capital	1:23.714	14	0.207	173.00
6	22		Andy SOUCEK	ESP	FK-Automotive	1:23.763	11	0.256	172.90
7	15		Mikhail ALESHIN	RUS	Red Bull - Lukoil	1:23.847	13	0.340	172.72
8	12		Robert WICKENS	CAN	Red Bull - Lukoil	1:23.884	15	0.377	172.65
9	8		Tobias HEGEWALD	GER	Interwetten	1:23.943	12	0.436	172.53
10	33		Philipp ENG	AUT	European Racing Events	1:24.003	17	0.496	172.40
11	25		Milos PAVLOVIC	SRB	Bobby Tech	1:24.044	16	0.537	172.32
12	17		Carlos IACONELLI	BRA	Iaconelli.com	1:24.098	12	0.591	172.21
13	27		German SANCHEZ	ESP	Go-Karts Orihuela Costa	1:24.198	14	0.691	172.00
14	6		Armaan EBRAHIM	IND	JK Racing	1:24.249	17	0.742	171.90
15	31		Jason MOORE	GBR	Olney Tyres & Exhausts	1:24.354	17	0.847	171.69
16	24		Tom GLADDIS	GBR	Marrache & Co	1:24.446	16	0.939	171.50
17	3		Jolyon PALMER	GBR	Comma Oil	1:24.472	17	0.965	171.45
18	23		Henri KARJALAINEN	FIN	Everyman - LTC Rakennus	1:24.493	15	0.986	171.40
19	10		Nicola DE MARCO	ITA	Friulana Flange	1:24.680	16	1.173	171.03
20	11		Jack CLARKE	GBR	KSS Design Group	1:24.718	16	1.211	170.95
21	5		Alex BRUNDLE	GBR	Sen - GAC - Nasstar	1:24.739	14	1.232	170.91
22	18		Natacha GACHNANG	SUI	Motorex	1:25.046	16	1.539	170.29
23	20		Jens HOING	GER	HASKAMP	1:25.894	13	2.387	168.61
24	9		Pietro GANDOLFI	ITA	Piscine Laghetto	1:26.951	9	3.444	166.56

QUALIFICATION MAXIMA 1:29.352

Donington Park
Circuit Length = 4.0230 km.

Steward:	Steward:	Steward:
----------	----------	----------

FIA Formula 2 Championship

Qualifying 2 - Sector Analysis Report

Lap S1 Time S1 Spd S2 Time S2 Spd S3 Time S3 Spd Lap Time Pit Lap S1 Time S1 Spd S2 Time S2 Spd S3 Time S3 Spd Lap Time Pit

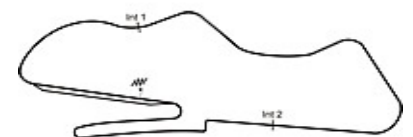
2 HOENTHAL				SWE		Mafi - Sweden Team					
1	15:27.398	207.2	36.585	38.017	16:42.000	9	18.021	242.1	31.810	33.980	1:23.811
2	18.672	239.4	35.952	36.996	1:31.620	10	18.103	240.5	31.712	34.293	1:24.108
3	18.094	241.0	31.903	33.955	1:23.952	11	18.022	240.5	31.540	34.073	1:23.635
4	18.019	242.1	31.608	34.174	1:23.801	12	18.108	240.0	31.407	34.147	1:23.662
5	19.480	202.6	36.622	35.656	1:31.758	13	18.073	242.1	31.517	34.259	1:23.849
6	18.182	240.5	32.462	42.306	1:32.950 Pit	14	18.685	218.6	33.512	43.267	1:35.464
7	5:15.283	217.7	34.914	36.368	6:26.565	15	18.052	241.0	32.419	38.876	1:29.347 Pit
8	18.168	240.0	32.028	33.968	1:24.164						

3 PALMER				GBR		Comma Oil					
1	16:07.852	207.2	35.357	39.881	17:23.090	10	18.500	238.9	32.489	36.635	1:27.624
2	18.767	217.3	32.763	34.840	1:26.370	11	18.306	241.0	32.157	37.588	1:28.051
3	18.356	239.4	33.894	35.002	1:27.252	12	18.322	239.4	31.970	34.180	1:24.472
4	18.369	240.0	1:06.123	35.836	2:00.328	13	18.112	241.0	35.212	38.474	1:31.798
5	18.501	239.4	33.069	34.875	1:26.445	14	18.301	240.0	32.322	34.272	1:24.895
6	18.363	237.8	32.476	34.653	1:25.492	15	18.096	238.4	32.033	34.579	1:24.708
7	18.301	240.0	32.625	34.724	1:25.650	16	18.274	238.4	32.168	34.440	1:24.882
8	18.498	239.4	33.684	39.159	1:31.341 Pit	17	18.218	236.8	34.137	44.603	1:36.958 Pit
9	5:07.503	222.6	33.669	35.550	6:16.722						

4 JOUSSE				FRA		E Leclerc					
1	16:39.082	236.8	35.677	39.129	17:53.888	9	18.047	248.2	31.953	33.733	1:23.733
2	18.297	242.1	32.864	34.346	1:25.507	10	18.031	245.4	31.846	33.630	1:23.507
3	18.180	243.2	32.334	33.815	1:24.329	11	18.647	213.4	36.549	40.250	1:35.446
4	18.374	228.8	35.068	35.788	1:29.230	12	18.223	219.5	36.245	38.033	1:32.501
5	18.071	245.4	32.076	33.830	1:23.977	13	17.991	244.3	31.645	33.966	1:23.602
6	18.165	244.8	32.519	37.674	1:28.358 Pit	14	17.975	246.0	32.252	41.499	1:31.726 Pit
7	6:18.388	236.3	36.362	40.579	7:35.329						
8	18.144	244.8	32.339	34.324	1:24.807						

5 BRUNDLE				GBR		Sen - GAC - Nasstar					
1	16:32.563	232.2	33.478	35.410	17:41.451	9	4:38.705	176.7	36.918	35.374	5:50.997
2	18.418	237.3	32.758	34.801	1:25.977	10	18.200	241.0	33.070	35.079	1:26.349
3	18.361	235.8	32.416	34.468	1:25.245	11	18.289	240.0	32.327	34.123	1:24.739
4	18.221	240.0	32.288	34.666	1:25.175	12	18.355	238.4	32.323	34.312	1:24.990
5	18.120	238.9	32.156	34.617	1:24.893	13	18.208	239.4	32.035	34.766	1:25.009
6	18.309	240.5	33.455	35.829	1:27.593	14	18.510	236.3	46.546	48.675	1:53.731 Pit
7	18.531	238.9	33.269	35.020	1:26.820						
8	18.546	237.8	32.516	40.561	1:31.623 Pit						

6 EBRAHIM				IND		JK Racing					
1	16:00.214	210.9	35.784	36.120	17:12.118	10	18.036	244.8	32.348	34.405	1:24.789
2	18.770	240.5	33.184	34.440	1:26.394	11	19.785	203.0	34.269	37.018	1:31.072
3	18.231	243.7	32.096	34.155	1:24.482	12	18.161	243.7	32.198	33.998	1:24.357
4	18.059	243.2	32.978	34.431	1:25.468	13	18.059	246.5	32.052	34.321	1:24.432
5	18.073	245.4	34.697	34.550	1:27.320	14	18.042	244.8	34.091	41.414	1:33.547
6	18.143	242.1	32.765	38.269	1:29.177 Pit	15	18.056	243.2	31.952	34.241	1:24.249
7	4:48.119	204.5	34.399	37.995	6:00.513	16	18.086	244.3	33.928	37.845	1:29.859
8	18.319	242.1	32.211	34.891	1:25.421	17	19.051	237.8	33.370	47.857	1:40.278 Pit
9	18.045	244.3	32.450	34.015	1:24.510						



Weather/Track : Sun / Dry

Circuit Length - 4.023 kilometres
Donington Park
Donington

FIA Formula 2 Championship

Qualifying 2 - Sector Analysis Report

Lap S1 Time S1 Spd S2 Time S2 Spd S3 Time S3 Spd Lap Time Pit Lap S1 Time S1 Spd S2 Time S2 Spd S3 Time S3 Spd Lap Time Pit

8 HEGEWALD

GER

Interwetten

1	16:46.431	171.1	40.524	36.803	18:03.758	8	17.966	243.7	54.723	37.004	1:49.693
2	18.402	239.4	32.518	34.153	1:25.073	9	18.459	219.9	38.705	37.464	1:34.628
3	18.066	243.2	32.092	34.065	1:24.223	10	18.247	241.0	32.566	34.510	1:25.323
4	18.019	242.1	32.210	40.694	1:30.923 Pit	11	18.147	243.7	32.351	34.024	1:24.522
5	4:55.223	185.2	38.623	37.791	6:11.637	12	17.985	244.8	36.307	42.710	1:37.002 Pit
6	18.229	243.7	32.105	33.978	1:24.312						
7	18.207	241.0	31.949	33.787	1:23.943						

9 GANDOLFI

ITA

Piscine Laghetto

1	16:10.105	158.8	36.831	38.003	17:24.939	6	18.405	238.4	33.312	35.234	1:26.951
2	18.485	233.7	33.461	35.602	1:27.548	7	18.568	235.8	33.603	35.346	1:27.517
3	19.365	234.7	33.648	35.228	1:28.241	8	20.207	214.7	33.817	39.443	1:33.467 Pit
4	18.528	236.3	33.713	35.165	1:27.406	9	6:11.036	206.5	34.034	42.754	7:27.824
5	18.571	235.2	33.551	34.849	1:26.971						

10 DE MARCO

ITA

Friulana Flange

1	16:07.258	203.7	35.533	36.613	17:19.404	10	18.129	240.0	32.415	34.364	1:24.908
2	18.597	242.6	32.557	34.803	1:25.957	11	18.243	242.6	32.118	34.319	1:24.680
3	18.249	243.7	32.177	34.296	1:24.722	12	18.130	246.0	32.085	34.577	1:24.792
4	18.116	241.6	32.358	34.343	1:24.817	13	18.034	244.3	37.883	44.008	1:39.925
5	18.233	243.7	32.219	34.350	1:24.802	14	18.169	243.2	32.128	34.571	1:24.868
6	18.323	243.7	33.250	39.850	1:31.423 Pit	15	18.084	244.3	32.199	34.544	1:24.827
7	5:59.190	221.3	35.512	35.734	7:10.436	16	18.225	234.2	34.781	43.609	1:36.615 Pit
8	18.462	242.1	32.743	34.714	1:25.919						
9	18.148	246.0	32.341	34.605	1:25.094						

11 CLARKE

GBR

KSS Design Group

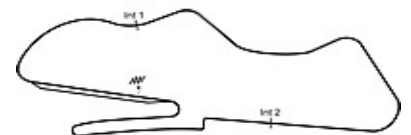
1	15:28.235	229.7	37.022	37.808	16:43.065	10	18.289	241.6	32.084	34.345	1:24.718
2	18.434	238.4	33.175	34.661	1:26.270	11	18.034	240.5	37.764	39.554	1:35.352
3	18.449	237.8	32.680	34.729	1:25.858	12	18.284	244.8	32.576	34.086	1:24.946
4	18.239	241.0	32.521	34.584	1:25.344	13	18.173	240.5	32.305	34.372	1:24.850
5	18.240	242.6	32.371	35.125	1:25.736	14	18.202	240.0	32.392	34.387	1:24.981
6	18.294	239.4	40.753	36.578	1:35.625	15	18.002	243.2	32.577	34.342	1:24.921
7	18.558	239.4	33.273	38.936	1:30.767 Pit	16	18.101	240.5	34.683	42.217	1:35.001 Pit
8	4:09.739	198.8	34.740	36.862	5:21.341						
9	18.390	243.2	32.655	34.919	1:25.964						

12 WICKENS

CAN

Red Bull - Lukoil

1	15:58.313	227.8	34.880	39.780	17:12.973 Pit	9	19.502	219.9	33.503	36.909	1:29.914
2	4:03.638	240.0	33.034	38.350	5:15.022	10	18.458	242.1	32.109	34.661	1:25.228
3	18.144	240.5	34.634	35.434	1:28.212	11	17.936	246.0	39.280	41.755	1:38.971
4	18.209	243.7	32.080	33.858	1:24.147	12	17.967	242.6	32.420	34.042	1:24.429
5	18.442	242.1	31.988	34.139	1:24.569	13	18.053	243.7	31.697	34.215	1:23.965
6	18.036	243.2	32.078	33.912	1:24.026	14	18.063	246.0	32.591	34.010	1:24.664
7	18.272	241.6	32.184	37.908	1:28.364 Pit	15	18.089	242.1	31.880	33.915	1:23.884
8	4:54.970	197.0	38.813	35.567	6:09.350						



Weather/Track : Sun / Dry

Circuit Length - 4.023 kilometres
Donington Park
Donington

Printed at 17:35, Saturday, 15 August, 2009

© MST Systems Ltd, 2005 (www.mstworld.com)

Page 2

FIA Formula 2 Championship

Qualifying 2 - Sector Analysis Report

Lap S1 Time S1 Spd S2 Time S2 Spd S3 Time S3 Spd Lap Time Pit Lap S1 Time S1 Spd S2 Time S2 Spd S3 Time S3 Spd Lap Time Pit

14 BORTOLOTTI

ITA

Red Bull

1	20:12.351	225.4	36.099	34.645	21:23.095	9	4:20.373	212.5	36.239	38.689	5:35.301
2	18.341	240.5	32.771	34.214	1:25.326	10	18.257	247.7	32.153	34.075	1:24.485
3	18.372	242.1	32.364	34.146	1:24.882	11	18.083	245.4	31.930	33.668	1:23.681
4	18.125	240.5	32.224	34.109	1:24.458	12	18.146	243.7	31.952	34.234	1:24.332
5	18.171	241.6	32.118	34.149	1:24.438	13	21.736	175.0	35.037	34.784	1:31.557
6	18.378	217.3	33.191	35.117	1:26.686	14	18.459	193.8	39.980	49.807	1:48.246 Pit
7	18.190	240.5	32.174	34.227	1:24.591						
8	18.254	243.2	34.005	38.313	1:30.572 Pit						

15 ALESHIN

RUS

Red Bull - Lukoil

1	15:54.649	196.7	33.776	37.955	17:06.380	8	18.192	240.5	31.983	33.748	1:23.923
2	18.388	241.0	32.350	34.302	1:25.040	9	18.012	242.6	31.984	33.851	1:23.847
3	18.186	239.4	32.130	33.698	1:24.014	10	21.860	171.7	39.044	34.611	1:35.515
4	18.187	241.0	32.139	34.139	1:24.465	11	18.087	241.0	31.979	34.053	1:24.119
5	18.153	244.3	32.291	40.872	1:31.316 Pit	12	19.326	182.7	36.432	35.160	1:30.918
6	4:30.907	112.3	43.803	37.325	5:52.035	13	18.010	242.6	31.957	41.137	1:31.104 Pit
7	18.420	242.1	32.388	34.079	1:24.887						

16 PISCOPO

ITA

Auto Capital

1	17:04.248	194.2	36.377	35.972	18:16.597	9	18.078	241.6	31.938	33.859	1:23.875
2	18.334	240.0	32.482	34.230	1:25.046	10	18.049	245.4	31.803	33.862	1:23.714
3	18.130	244.3	33.073	35.304	1:26.507	11	18.045	244.3	34.332	40.155	1:32.532
4	18.098	242.6	32.311	36.074	1:26.483	12	18.031	241.6	31.960	34.135	1:24.126
5	18.110	242.6	32.312	34.409	1:24.831	13	18.163	240.5	31.878	34.411	1:24.452
6	18.593	243.2	32.836	39.390	1:30.819 Pit	14	21.255	183.6	39.563	47.869	1:48.687 Pit
7	7:59.383	226.4	33.792	35.458	9:08.633						
8	18.152	240.5	32.285	34.343	1:24.780						

17 IACONELLI

BRA

Iaconelli.com

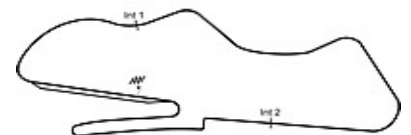
1	16:57.266	215.1	35.089	35.585	18:07.940	8	18.301	240.5	32.300	33.878	1:24.479
2	18.413	238.9	33.738	34.510	1:26.661	9	18.065	241.0	32.058	33.975	1:24.098
3	18.249	241.6	32.585	34.299	1:25.133	10	18.141	240.5	34.679	38.816	1:31.636
4	18.147	243.2	32.557	34.526	1:25.230	11	18.178	241.0	31.984	34.086	1:24.248
5	18.245	242.6	32.259	34.309	1:24.813	12	18.155	241.0	34.658	50.394	1:43.207 Pit
6	18.228	241.6	32.361	40.530	1:31.119 Pit						
7	10:19.257	218.6	34.781	35.879	11:29.917						

18 GACHNANG

SUI

Motorex

1	16:09.837	152.7	39.820	39.216	17:28.873	10	21.085	158.5	37.304	37.146	1:35.535
2	19.498	235.8	33.633	34.998	1:28.129	11	18.550	240.5	32.518	35.721	1:26.789
3	18.640	241.0	32.942	34.713	1:26.295	12	18.232	241.6	34.195	35.912	1:28.339
4	18.603	237.8	32.881	36.840	1:28.324	13	18.374	241.0	32.270	34.402	1:25.046
5	18.390	236.8	32.544	34.450	1:25.384	14	18.438	239.4	32.055	35.025	1:25.518
6	18.381	233.2	32.978	37.438	1:28.797	15	18.276	242.6	32.625	34.822	1:25.723
7	18.403	238.4	32.761	34.696	1:25.860	16	18.305	242.1	32.451	34.568	1:25.324
8	18.842	235.8	34.307	39.590	1:32.739 Pit						
9	6:39.669	139.8	38.582	35.687	7:53.938						



Weather/Track : Sun / Dry

Circuit Length - 4.023 kilometres
Donington Park
Donington

Printed at 17:35, Saturday, 15 August, 2009

© MST Systems Ltd, 2005 (www.mstworld.com)

Page 3

FIA Formula 2 Championship

Qualifying 2 - Sector Analysis Report

Lap S1 Time S1 Spd S2 Time S2 Spd S3 Time S3 Spd Lap Time Pit Lap S1 Time S1 Spd S2 Time S2 Spd S3 Time S3 Spd Lap Time Pit

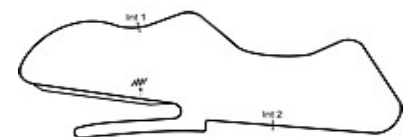
20 HOING				GER			HASKAMP				
1	17:42.760	143.4	39.355	37.005	18:59.120	8	7:42.679	206.5	34.091	35.064	8:51.834
2	19.220	224.5	34.198	35.402	1:28.820	9	18.444	239.4	32.362	35.088	1:25.894
3	18.486	236.8	33.076	34.767	1:26.329	10	18.547	241.6	34.199	35.082	1:27.828
4	18.433	241.6	33.222	34.939	1:26.594	11	18.456	239.4	33.526	39.478	1:31.460 Pit
5	18.433	240.5	34.761	35.669	1:28.863	12	1:21.587	179.7	34.008	35.580	2:31.175
6	18.442	238.4	33.601	35.142	1:27.185	13	18.703	234.2	33.190	35.430	1:27.323
7	18.984	237.8	33.561	41.599	1:34.144						

21 VASILIAUSKAS				LTU			Darsena Management				
1	15:34.012	177.3	37.569	35.885	16:47.466	9	18.026	243.7	32.316	33.649	1:23.991
2	18.531	239.4	33.041	36.194	1:27.766	10	18.076	246.0	31.970	33.879	1:23.925
3	18.195	242.1	32.252	33.954	1:24.401	11	18.058	242.1	31.771	33.880	1:23.709
4	18.043	240.5	32.405	34.081	1:24.529	12	18.061	243.2	47.960	39.502	1:45.523
5	18.153	244.3	32.260	34.218	1:24.631	13	18.133	242.1	31.948	34.085	1:24.166
6	18.128	242.6	33.902	37.376	1:29.406	14	19.302	206.8	36.103	48.399	1:43.804 Pit
7	8:41.871	192.5	35.992	35.315	9:53.178						
8	18.325	247.1	32.431	33.974	1:24.730						

22 SOUCEK				ESP			FK-Automotive				
1	16:47.056	187.5	40.774	37.443	18:05.273	7	18.216	240.0	32.317	35.041	1:25.574
2	18.213	237.8	32.202	34.109	1:24.524	8	18.127	244.3	31.898	33.738	1:23.763
3	18.054	244.3	31.862	34.061	1:23.977	9	18.135	242.6	31.842	33.790	1:23.767
4	21.205	175.8	40.119	36.519	1:37.843	10	23.310	157.6	40.073	36.918	1:40.301
5	18.062	242.6	33.124	40.256	1:31.442	11	20.429	180.6	34.597	34.298	1:29.324
6	5:31.145	200.7	35.437	35.084	6:41.666						

23 KARJALAINEN				FIN			Everyman - LTC Rakennus				
1	15:56.259	204.1	34.334	36.859	17:07.452	9	18.416	242.6	32.675	34.379	1:25.470
2	18.467	240.0	32.644	34.661	1:25.772	10	18.239	242.1	32.141	34.113	1:24.493
3	18.444	236.3	32.831	35.240	1:26.515	11	18.228	240.0	32.208	34.137	1:24.573
4	18.515	235.8	32.765	34.166	1:25.446	12	18.295	239.4	32.628	42.173	1:33.096
5	18.326	238.9	32.733	34.475	1:25.534	13	18.140	238.9	38.511	34.726	1:31.377
6	18.273	243.7	33.271	34.536	1:26.080	14	18.292	237.8	32.466	34.560	1:25.318
7	18.342	238.9	32.558	39.580	1:30.480	15	18.294	239.4	34.856	44.304	1:37.454 Pit
8	7:43.557	190.1	41.532	36.625	9:01.714						

24 GLADDIS				GBR			Marrache & Co				
1	15:40.732	225.4	33.947	35.522	16:50.201	10	7:09.680	157.6	40.412	38.250	8:28.342
2	18.527	237.8	33.032	36.657	1:28.216	11	18.370	243.2	32.610	34.384	1:25.364
3	18.302	240.0	32.592	34.526	1:25.420	12	18.089	243.7	32.223	34.433	1:24.745
4	18.222	240.0	32.386	35.032	1:25.640	13	18.167	243.7	33.135	36.230	1:27.532
5	18.312	242.1	32.750	36.334	1:27.396	14	18.189	240.5	31.917	34.340	1:24.446
6	18.233	242.6	32.503	34.990	1:25.726	15	18.209	239.4	32.043	34.454	1:24.706
7	18.366	238.9	32.875	34.659	1:25.900	16	18.136	241.0	32.243	34.492	1:24.871
8	18.316	240.0	32.400	34.768	1:25.484						
9	18.422	238.9	33.056	1:05.679	1:57.157						



Weather/Track : Sun / Dry

Circuit Length - 4.023 kilometres
Donington Park
Donington

FIA Formula 2 Championship

Qualifying 2 - Sector Analysis Report

Lap S1 Time S1 Spd S2 Time S2 Spd S3 Time S3 Spd Lap Time Pit Lap S1 Time S1 Spd S2 Time S2 Spd S3 Time S3 Spd Lap Time Pit

25 PAVLOVIC

SRB

Bobby Tech

1	15:41.008	217.3	34.146	45.113	17:00.267	10	19.410	181.5	35.021	34.491	1:28.922
2	18.375	244.3	32.495	34.313	1:25.183	11	17.995	245.4	34.501	36.174	1:28.670
3	18.216	246.0	32.152	33.998	1:24.366	12	18.014	249.4	38.857	44.261	1:41.132
4	18.025	244.3	31.976	34.132	1:24.133	13	18.062	240.5	32.115	33.867	1:24.044
5	18.805	212.1	34.419	35.105	1:28.329	14	18.006	243.7	32.003	34.365	1:24.374
6	18.217	242.6	36.076	38.419	1:32.712 Pit	15	19.347	216.0	36.824	37.844	1:34.015
7	7:14.961	224.5	34.938	42.703	8:32.602	16	18.034	244.3	32.012	34.322	1:24.368
8	18.143	244.8	32.247	37.892	1:28.282						
9	18.039	245.4	32.116	33.958	1:24.113						

27 SANCHEZ

ESP

Go-Karts Orihuela Costa

1	16:16.639	169.2	39.368	39.040	17:35.047	9	4:58.693	167.7	37.954	37.440	6:14.087
2	21.022	201.4	38.839	36.578	1:36.439	10	18.506	223.1	33.279	34.624	1:26.409
3	18.453	240.0	32.918	34.887	1:26.258	11	18.289	238.4	32.309	35.358	1:25.956
4	18.300	237.8	32.471	34.366	1:25.137	12	20.583	196.3	35.111	36.010	1:31.704
5	18.266	237.8	32.446	34.460	1:25.172	13	18.072	241.6	32.181	33.945	1:24.198
6	18.207	239.4	32.526	34.411	1:25.144	14	18.058	243.2	32.339	34.120	1:24.517
7	19.576	203.3	34.871	34.752	1:29.199						
8	18.414	238.9	33.643	39.829	1:31.886 Pit						

31 MOORE

GBR

Olney Tyres & Exhausts

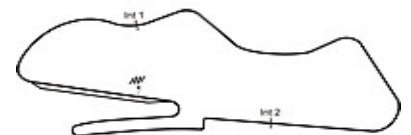
1	16:27.784	208.8	38.591	39.241	17:45.616	10	18.225	241.6	32.556	34.358	1:25.139
2	18.674	235.8	32.758	34.835	1:26.267	11	18.108	240.0	32.189	34.057	1:24.354
3	18.540	235.8	32.977	39.862	1:31.379	12	19.166	206.5	35.011	36.925	1:31.102
4	18.197	241.6	33.564	34.483	1:26.244	13	18.132	238.9	32.153	34.225	1:24.510
5	18.203	240.0	32.645	34.527	1:25.375	14	18.365	218.6	36.011	38.361	1:32.737
6	18.278	240.5	32.755	34.444	1:25.477	15	18.142	237.8	32.174	34.203	1:24.519
7	18.286	238.9	34.280	39.666	1:32.232 Pit	16	20.462	165.1	40.749	37.321	1:38.532
8	4:14.777	214.2	37.059	37.365	5:29.201	17	18.256	239.4	32.651	34.441	1:25.348
9	18.398	241.0	32.285	34.157	1:24.840						

33 ENG

AUT

European Racing Events

1	16:23.339	122.1	39.482	37.833	17:40.654	10	18.169	241.0	32.105	34.001	1:24.275
2	18.408	237.8	32.882	33.964	1:25.254	11	18.833	217.3	33.588	37.264	1:29.685
3	18.242	240.0	32.397	34.504	1:25.143	12	18.269	242.1	32.002	36.454	1:26.725
4	18.196	238.4	32.751	35.002	1:25.949	13	18.043	238.9	33.852	35.925	1:27.820
5	18.169	239.4	32.362	34.169	1:24.700	14	18.168	237.8	31.867	33.968	1:24.003
6	18.154	243.2	34.018	35.436	1:27.608	15	18.159	241.6	38.700	42.811	1:39.670
7	18.691	237.8	32.579	38.015	1:29.285 Pit	16	18.104	239.4	32.231	33.994	1:24.329
8	5:15.690	196.3	36.767	42.486	6:34.943	17	18.233	237.8	32.314	34.106	1:24.653
9	18.409	237.3	32.406	34.872	1:25.687						



Weather/Track : Sun / Dry

Circuit Length - 4.023 kilometres
Donington Park
Donington

Printed at 17:35, Saturday, 15 August, 2009

© MST Systems Ltd, 2005 (www.mstworld.com)

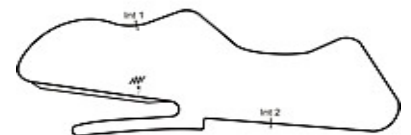
Page 5

FIA Formula 2 Championship

Qualifying 2 - Best Sector Times Report

POS	NO	SECTOR 1		SECTOR 2		SECTOR 3		IDEAL/BEST LAP COMPARISON							
		TIME	LAP	NO	TIME	LAP	NO	TIME	LAP	NO	NAME	IDEAL	BEST	LAP	DIFF
1	12	17.936	11	2	31.407	12	4	33.630	10	4	JOUSSE	1:23.250	1:23.507	10	+ 0.257
2	8	17.966	8	4	31.645	13	21	33.649	9	2	HOHENTHAL	1:23.381	1:23.635	11	+ 0.254
3	4	17.975	14	12	31.697	13	14	33.668	11	21	VASILIAUSK	1:23.446	1:23.709	11	+ 0.263
4	25	17.995	11	21	31.771	11	15	33.698	3	12	WICKENS	1:23.491	1:23.884	15	+ 0.393
5	11	18.002	15	16	31.803	10	22	33.738	8	22	SOUCEK	1:23.634	1:23.763	8	+ 0.129
6	15	18.010	13	22	31.842	9	8	33.787	7	15	ALESHIN	1:23.665	1:23.847	9	+ 0.182
7	2	18.019	4	33	31.867	14	12	33.858	4	14	BORTOLOTT	1:23.681	1:23.681	11	+ 0.000
8	21	18.026	9	24	31.917	14	16	33.859	9	16	PISCOPO	1:23.693	1:23.714	10	+ 0.021
9	16	18.031	12	14	31.930	11	25	33.867	13	8	HEGEWALD	1:23.702	1:23.943	7	+ 0.241
10	10	18.034	13	8	31.949	7	17	33.878	8	25	PAVLOVIC	1:23.838	1:24.044	13	+ 0.206
11	6	18.036	10	6	31.952	15	27	33.945	13	33	ENG	1:23.874	1:24.003	14	+ 0.129
12	33	18.043	13	15	31.957	13	2	33.955	3	17	IACONELLI	1:23.927	1:24.098	9	+ 0.171
13	22	18.054	3	3	31.970	12	33	33.964	2	6	EBRAHIM	1:23.986	1:24.249	15	+ 0.263
14	27	18.058	14	25	31.976	4	6	33.998	12	11	CLARKE	1:24.172	1:24.718	10	+ 0.546
15	17	18.065	9	17	31.984	11	31	34.057	11	27	SANCHEZ	1:24.184	1:24.198	13	+ 0.014
16	14	18.083	11	5	32.035	13	11	34.086	12	3	PALMER	1:24.246	1:24.472	12	+ 0.226
17	24	18.089	12	18	32.055	14	23	34.113	10	5	BRUNDLE	1:24.278	1:24.739	11	+ 0.461
18	3	18.096	15	11	32.084	10	5	34.123	11	31	MOORE	1:24.318	1:24.354	11	+ 0.036
19	31	18.108	11	10	32.085	12	3	34.180	12	24	GLADDIS	1:24.346	1:24.446	14	+ 0.100
20	5	18.120	5	23	32.141	10	10	34.296	3	23	KARJALAIN	1:24.394	1:24.493	10	+ 0.099
21	23	18.140	13	31	32.153	13	24	34.340	14	10	DE MARCO	1:24.415	1:24.680	11	+ 0.265
22	18	18.232	12	27	32.181	13	18	34.402	13	18	GACHNANG	1:24.689	1:25.046	13	+ 0.357
23	9	18.405	6	20	32.362	9	20	34.767	3	20	HOING	1:25.562	1:25.894	9	+ 0.332
24	20	18.433	4	9	33.312	6	9	34.849	5	9	GANDOLFI	1:26.566	1:26.951	6	+ 0.385

'Perfect Lap' - 1:22.973



Circuit Length - 4.023 kilometres
Donington Park
Donington


Weather/Track : Sun / Dry

FIA Formula 2 Championship

GRID FOR RACE 1

ROW 12	9	GANDOLFI	20	HOING
ROW 11	10	DE MARCO	23	KARJALAINEN
ROW 10	18	GACHNANG	24	GLADDIS
ROW 9	17	IACONELLI	5	BRUNDLE
ROW 8	27	SANCHEZ	3	PALMER
ROW 7	11	CLARKE	31	MOORE
ROW 6	14	BORTOLOTTI	6	EBRAHIM
ROW 5	21	VASILIAUSKAS	33	ENG
ROW 4	2	HOHENTHAL	12	WICKENS
ROW 3	25	PAVLOVIC	16	PISCOPO
ROW 2	22	SOUCEK	4	JOUSSE
ROW 1	8	HEGEWALD	15	ALESHIN

POLE



Car 21, drop 2 grid positions Stewards decision 1 refers.
Car 20, permitted to start from back of the grid.

Donington Park
Circuit Length = 4.0230 km.

Race Director:

Steward:

Timekeeper: