



Rounds 9 & 10
Donington Park, UK
15 - 16 August 2009

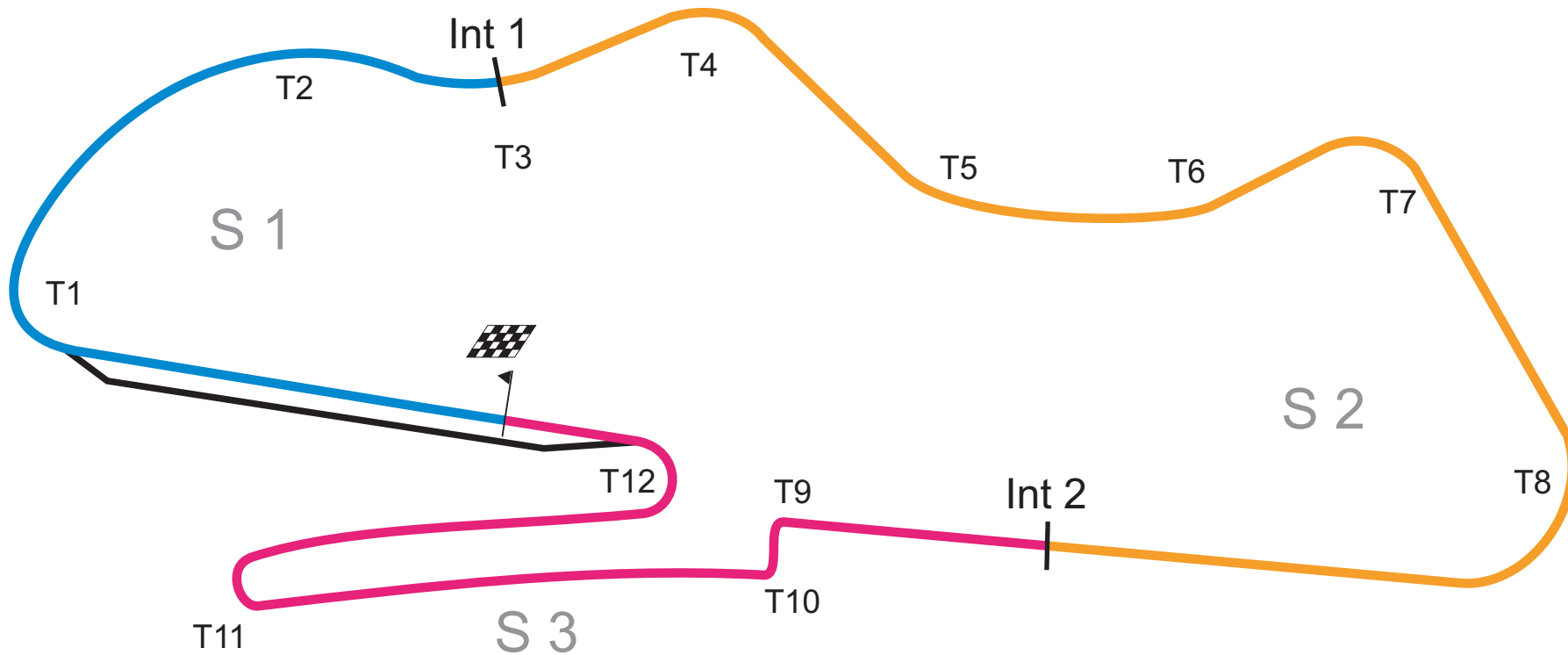


Timing and Results by MST Systems Ltd

www.mstworld.com



Donington - Rounds 9 & 10 15-16 August 2009



- ▲ Start line
- ▣ Finish & Timing "Line"
- Start Line Offset - 0,060 Km
- Int 1 = @ 0,950 Km
- Int 2 = @ 2,650 Km
- Circuit Centerline 4,023 Km
- Pit Out @ 0,236 Km
- T = Number of Turn S = Sector

FIA Formula 2 Championship

FREE PRACTICE 1

POS	NO	CL	DRIVER	NAT	SPONSOR	TIME	LAPS	GAP	KPH
1	2		Sebastian HOHENTHAL	SWE	Mafi - Sweden Team	1:23.486	14		173.47
2	25		Milos PAVLOVIC	SRB	Bobby Tech	1:23.665	14	0.179	173.10
3	15		Mikhail ALESHIN	RUS	Red Bull - Lukoil	1:23.769	12	0.283	172.89
4	22		Andy SOUCEK	ESP	FK-Automotive	1:23.877	8	0.391	172.66
5	21		Kazim VASILIAUSKAS	LTU	Darsena	1:23.964	13	0.478	172.48
6	14		Mirko BORTOLOTTI	ITA	Red Bull	1:24.002	14	0.516	172.41
7	8		Tobias HEGEWALD	GER	Interwetten	1:24.057	14	0.571	172.29
8	17		Carlos IACONELLI	BRA	Iaconelli.com	1:24.135	8	0.649	172.13
9	4		Julien JOUSSE	FRA	E Leclerc	1:24.173	14	0.687	172.06
10	12		Robert WICKENS	CAN	Red Bull - Lukoil	1:24.175	12	0.689	172.05
11	33		Philipp ENG	AUT	European Racing Events	1:24.264	14	0.778	171.87
12	16		Edoardo PISCOPO	ITA	Auto Capital	1:24.326	13	0.840	171.74
13	11		Jack CLARKE	GBR	KSS Design Group	1:24.358	12	0.872	171.68
14	6		Armaan EBRAHIM	IND	JK Racing	1:24.469	14	0.983	171.45
15	24		Tom GLADDIS	GBR	Marrache & Co	1:24.619	14	1.133	171.15
16	31		Jason MOORE	GBR	Olney Tyres & Exhausts	1:24.628	14	1.142	171.13
17	3		Jolyon PALMER	GBR	Comma	1:24.741	12	1.255	170.90
18	27		German SANCHEZ	ESP	Go-Karts Orihuela Costa	1:24.750	10	1.264	170.88
19	20		Jens HOING	GER	HASKAMP	1:24.761	10	1.275	170.86
20	18		Natacha GACHNANG	SUI	Motorex	1:24.821	13	1.335	170.74
21	23		Henri KARJALAINEN	FIN	Everyman - LTC Rakennus	1:24.870	13	1.384	170.64
22	5		Alex BRUNDLE	GBR	Sen - GAC - Nasstar	1:24.951	14	1.465	170.48
23	10		Nicola DE MARCO	ITA	Friulana Flange	1:25.231	11	1.745	169.92
24	9		Pietro GANDOLFI	ITA	Piscine Laghetto	1:26.680	12	3.194	167.08

Weather/Track: Cloudy /Dry

Donington Park
Circuit Length = 4.0230 km.
Start: 9:50 End: 10:16

Race Director:	Steward:	Timekeeper:
----------------	----------	-------------

FIA Formula 2 Championship

Free Practice - Sector Analysis Report

Timing Bulletin 1

Lap S1 Time S1 Spd S2 Time S2 Spd S3 Time S3 Spd Lap Time Pit Lap S1 Time S1 Spd S2 Time S2 Spd S3 Time S3 Spd Lap Time Pit

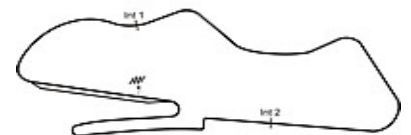
2 HOENTHAL					SWE Mafi - Sweden Team						
1	20:31.346	185.2	38.800	42.549	21:52.695	Pit	9	240.0	31.831	34.238	1:24.152
2	57.056	200.7	36.988	40.199	2:14.243		10	226.4	34.213	34.946	1:28.526
3		239.4	33.038	34.565	1:26.173		11	238.9	31.792	33.914	1:23.819
4		237.8	31.944	34.270	1:24.219		12	238.9	31.597	34.222	1:23.901
5		238.9	31.775	34.258	1:24.007		13	240.0	31.654	33.881	1:23.486
6		236.3	33.141	42.419	1:33.549	Pit	14	224.5	34.361	42.920	1:35.618
7	3:40.955	237.8	33.100	34.944	4:48.999						
8		237.8	32.177	33.982	1:24.259						

3 PALMER					GBR Comma						
1	20:32.142	190.4	38.363	38.296	21:48.801		8	238.9	32.536	34.475	1:25.149
2		225.4	34.096	35.671	1:28.661		9	238.4	33.229	39.874	1:31.445
3		186.8	36.216	37.974	1:33.889		10	8:05.525	234.2	33.417	9:14.800
4		240.0	32.551	34.871	1:25.863		11	237.3	32.928	35.455	1:26.823
5		237.8	32.212	34.554	1:24.912		12	234.7	32.403	34.311	1:25.182
6		235.8	32.180	34.300	1:24.741						
7		240.0	32.438	37.483	1:28.112						

4 JOUSSE					FRA E Leclerc						
1	21:48.000	163.6	38.909	39.919	23:06.828		9	239.4	32.098	34.381	1:24.616
2	21.083	174.7	37.152	38.695	1:36.930		10	242.6	32.655	39.296	1:30.171
3		203.7	33.689	35.162	1:27.952		11	3:27.109	216.8	34.820	4:37.738
4		241.6	32.009	34.210	1:24.320		12	240.0	31.995	33.974	1:24.173
5		240.0	32.940	34.149	1:25.106		13	240.0	34.736	41.526	1:34.389
6		237.8	31.962	34.210	1:24.369		14	241.0	31.959	34.086	1:24.198
7		240.0	32.779	34.194	1:25.196						
8		240.5	32.380	34.140	1:24.669						

5 BRUNDLE					GBR Sen - GAC - Nasstar						
1	21:41.138	187.5	39.893	41.202	23:02.233		9	235.8	32.551	34.687	1:25.621
2		237.8	33.051	35.010	1:26.753		10	234.2	32.448	34.719	1:25.543
3		238.4	32.696	34.597	1:25.615		11	236.3	32.236	34.666	1:25.365
4		232.2	33.159	34.502	1:26.308		12	236.8	32.395	41.180	1:31.963
5		236.3	32.916	34.502	1:26.405		13	3:30.045	221.7	33.177	4:37.742
6		230.2	32.507	34.274	1:25.599		14	234.7	32.223	34.485	1:24.951
7		236.8	32.639	34.976	1:25.958						
8		235.2	32.543	34.606	1:25.407						

6 EBRAHIM					IND JK Racing						
1	21:37.280	142.4	39.417	39.763	22:56.460		9	3:57.909	239.4	32.781	5:05.070
2		225.9	34.755	36.098	1:30.550		10	237.3	32.418	34.062	1:24.792
3		241.0	32.929	34.207	1:25.826		11	240.0	32.019	34.403	1:24.656
4		241.6	32.287	34.118	1:24.472		12	240.5	32.309	34.326	1:24.738
5		240.0	32.283	34.086	1:24.469		13	242.6	49.675	40.106	1:47.885
6		236.8	33.018	36.124	1:27.459		14	21.350	190.4	34.523	1:32.456
7		239.4	32.125	34.217	1:24.535						
8		242.6	33.328	40.036	1:31.486	Pit					



Weather/Track : Cloudy / Dry

Circuit Length - 4.023 kilometres
Donington Park
Donington

FIA Formula 2 Championship

Free Practice - Sector Analysis Report

Timing Bulletin 1

Lap S1 Time S1 Spd S2 Time S2 Spd S3 Time S3 Spd Lap Time Pit Lap S1 Time S1 Spd S2 Time S2 Spd S3 Time S3 Spd Lap Time Pit

8 HEGEWALD GER					Interwetten						
1	21:23.704	157.6	45.372	38.003	22:47.079	9	3:11.009	240.5	37.443	36.488	4:24.940
2		237.3	34.130	35.010	1:28.219	10		242.1	32.213	33.951	1:24.309
3		241.6	32.916	34.065	1:25.343	11		240.5	32.588	34.666	1:25.258
4		241.0	32.407	34.081	1:24.646	12		243.2	32.171	33.895	1:24.523
5		241.0	32.222	33.936	1:24.265	13		240.5	32.116	33.852	1:24.535
6		243.2	32.242	50.392	1:40.729	14		240.0	32.064	33.900	1:24.057
7	23.607	139.5	44.211	35.559	1:43.377						
8		242.6	32.280	38.863	1:29.323 Pit						

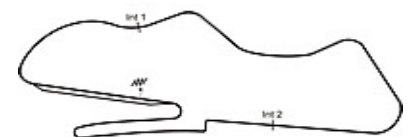
9 GANDOLFI ITA					Piscine Laghetto						
1	20:44.953	179.4	37.761	37.978	22:00.692	8		232.2	33.173	38.801	1:30.778 Pit
2		222.2	35.050	36.038	1:30.202	9	5:03.587	233.2	33.151	34.638	6:11.376
3		235.2	33.899	36.074	1:28.889	10		224.5	33.092	2:32.489	3:25.148
4		160.7	37.440	40.370	1:37.274	11		219.9	33.565	34.959	1:28.367
5		229.7	33.860	37.121	1:30.390	12		232.7	32.978	35.376	1:26.767
6		234.7	33.140	35.154	1:26.680						
7		233.2	33.388	35.089	1:27.065						

10 DE MARCO ITA					Friulana Flange						
1	20:51.437	169.0	48.045	44.737	22:24.219	7		242.6	33.525	40.744	1:32.519 Pit
2	21.425	183.3	37.760	38.784	1:37.969	8	8:52.790	229.2	34.084	35.375	10:02.249
3		236.3	34.956	37.771	1:32.064	9		240.0	32.673	34.293	1:25.273
4		236.3	33.441	34.940	1:27.006	10		239.4	32.503	34.626	1:25.421
5		243.2	32.939	34.091	1:25.345	11		240.0	32.725	34.592	1:25.577
6		242.6	32.651	34.445	1:25.231						

11 CLARKE GBR					KSS Design Group						
1					22:22.221 Pit	8		236.3	32.272	34.495	1:24.986
2	2:38.467	197.8	34.299	34.853	3:47.619	9		237.3	32.809	42.614	1:33.654 Pit
3		238.4	36.776	34.477	1:29.851	10	5:23.071	240.0	33.280	34.579	6:30.930
4		236.8	32.544	34.182	1:25.005	11		236.3	32.609	34.293	1:25.185
5		236.3	32.211	34.026	1:24.358	12		234.7	32.314	33.962	1:24.580
6		238.4	32.446	34.886	1:25.539						
7		237.3	32.680	34.288	1:25.200						

12 WICKENS CAN					Red Bull - Lukoil						
1	20:58.022	195.2	37.958	37.242	22:13.222	8		238.4	32.464	34.011	1:24.703
2		235.2	33.520	35.020	1:27.213	9		237.8	32.205	34.127	1:24.473
3		239.4	32.822	34.365	1:25.623	10		240.5	31.985	34.105	1:24.175
4		241.6	32.393	34.089	1:24.596	11	20.555	227.8	32.086	36.012	1:28.653
5		240.5	32.220	34.271	1:24.536	12		241.0	31.935	38.037	1:27.986 Pit
6	20.234	232.2	32.014	38.143	1:30.391 Pit						
7	4:22.680	241.0	32.271	34.180	5:29.131						

14 BORTOLOTTI ITA					Red Bull						
1	21:39.362	136.7	41.273	42.663	23:03.298	9		241.0	32.181	34.105	1:24.435
2	20.620	219.5	37.323	39.747	1:37.690	10		238.4	32.681	34.186	1:25.085
3		228.3	33.631	34.737	1:27.200	11		238.9	32.180	34.161	1:24.445
4		238.9	32.371	34.037	1:24.666	12		197.8	38.055	35.750	1:33.046
5		241.0	32.122	33.796	1:24.002	13		239.4	32.104	34.185	1:24.489
6		242.1	32.326	34.056	1:24.399	14		237.8	32.504	38.536	1:29.217 Pit
7		240.5	32.415	34.631	1:25.197						
8		238.9	32.052	34.220	1:24.369						



Circuit Length - 4.023 kilometres
Donington Park
Donington

Weather/Track : Cloudy / Dry

FIA Formula 2 Championship

Free Practice - Sector Analysis Report

Timing Bulletin 1

Lap S1 Time S1 Spd S2 Time S2 Spd S3 Time S3 Spd Lap Time Pit Lap S1 Time S1 Spd S2 Time S2 Spd S3 Time S3 Spd Lap Time Pit

15 ALESHIN RUS Red Bull - Lukoil										
1	20:41.548	160.4	38.514	38.283	21:58.345	8	240.0	32.411	34.095	1:24.858
2		236.3	32.891	34.787	1:26.115	9	239.4	32.265	34.191	1:24.593
3		241.0	32.423	33.841	1:24.527	10	22.270	155.3	38.089	1:39.147
4		240.5	32.099	33.757	1:23.870	11		240.5	32.069	1:24.450
5		242.1	32.061	33.620	1:23.769	12		241.6	32.304	1:28.620 Pit
6		241.0	33.747	38.358	1:30.615 Pit					
7	5:24.616	210.1	33.801	34.434	6:32.851					

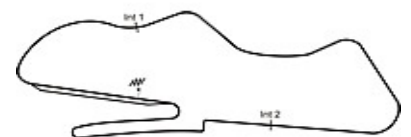
16 PISCOPO ITA Auto Capital											
1	20:34.831	182.7	38.519	40.013	21:53.363	8	6:17.852	215.1	33.385	34.737	7:25.974
2		194.2	35.216	37.943	1:33.010	9		239.4	32.238	34.133	1:24.591
3		236.3	33.485	34.859	1:27.081	10		241.6	32.054	34.593	1:24.763
4		239.4	32.684	34.410	1:25.395	11		239.4	32.210	34.189	1:24.526
5		237.8	32.299	34.102	1:24.543	12		243.7	32.152	34.034	1:24.326
6		238.9	32.192	34.071	1:24.465	13		240.5	32.106	34.120	1:24.375
7		239.4	32.072	41.044	1:31.174 Pit						

17 IACONELLI BRA Iaconelli.com											
1	20:46.746	146.3	43.593	48.722	22:19.061	6		237.3	32.264	34.028	1:24.397
2		222.6	36.473	35.531	1:31.485	7		220.4	33.061	39.936	1:31.484 Pit
3		234.7	32.739	33.990	1:25.074	8	5:24.226	235.2	33.367	36.439	6:34.032
4		239.4	32.329	33.772	1:24.135						
5		188.1	35.169	36.585	1:31.182						

18 GACHNANG SUI Motorex											
1	20:43.641	180.9	38.197	37.724	21:59.562	8		234.2	32.518	34.590	1:25.519
2		234.2	33.651	35.899	1:28.444	9		233.2	34.303	38.295	1:30.814
3		235.8	34.516	35.480	1:28.740	10		234.7	32.949	34.387	1:25.729
4		234.7	32.704	34.253	1:25.304	11		235.2	32.616	34.224	1:25.204
5		232.2	32.866	36.315	1:27.545	12		232.7	33.636	39.200	1:31.194 Pit
6		241.0	32.579	34.590	1:25.440	13	6:22.605	229.7	33.401	34.495	7:30.501
7		238.4	32.301	34.257	1:24.821						

20 HOING GER HASKAMP											
1	21:00.672	209.3	37.542	38.490	22:16.704	7		235.2	32.354	34.697	1:25.529
2		200.0	33.926	36.129	1:30.044	8		236.3	33.345	38.616	1:30.409 Pit
3		237.8	32.217	34.315	1:25.219	9	7:21.735	187.8	34.758	35.833	8:32.326
4		237.8	31.874	34.559	1:24.967	10		237.3	32.114	34.656	1:25.300
5		236.3	32.393	34.308	1:25.067						
6		239.4	32.168	34.322	1:24.761						

21 VASILIAUSKAS LTU Darsena											
1	20:29.649	182.1	40.980	39.808	21:50.437	8		240.5	32.147	34.150	1:24.384
2	21:353	210.1	38.541	36.786	1:36.680	9		238.9	32.406	38.341	1:28.855 Pit
3		239.4	34.482	35.422	1:28.315	10	6:27.721	209.7	34.961	35.941	7:38.623
4		238.4	32.754	34.138	1:25.194	11		239.4	32.146	33.925	1:24.246
5		237.3	32.199	33.881	1:24.205	12		242.6	31.956	33.875	1:23.964
6		239.4	32.066	33.983	1:24.209	13		240.0	36.803	36.614	1:31.583
7		207.6	39.718	38.190	1:36.159						



Weather/Track : Cloudy / Dry

Circuit Length - 4.023 kilometres
Donington Park
Donington

FIA Formula 2 Championship Free Practice - Sector Analysis Report

Timing Bulletin 1

Lap S1 Time S1 Spd S2 Time S2 Spd S3 Time S3 Spd Lap Time Pit Lap S1 Time S1 Spd S2 Time S2 Spd S3 Time S3 Spd Lap Time Pit

22 SOUCEK					ESP FK-Automotive					
1	30:14.669	150.4	38.384	38.083	31:31.136	6	203.0	38.609	36.112	1:34.024
2	21.124	143.0	38.274	36.048	1:35.446	7	242.1	32.024	33.858	1:23.877
3		240.5	32.463	35.719	1:26.459	8	241.6	31.645	40.142	1:29.775 Pit
4		239.4	32.508	33.920	1:24.434					
5		240.0	32.134	33.800	1:23.932					

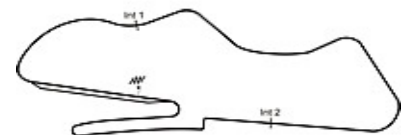
23 KARJALAINEN					FIN Everyman - LTC Rakennus					
1	20:53.479	154.2	42.238	39.871	22:15.588	8	237.3	32.301	38.833	1:29.294 Pit
2	21.586	159.7	39.225	37.631	1:38.442	9	6:02.344	201.1	33.615	7:10.807
3		237.3	34.538	36.538	1:29.891	10		235.8	32.875	34.378
4		237.3	32.668	34.809	1:25.908	11		235.8	32.688	34.490
5		237.3	32.285	34.354	1:24.870	12		238.4	32.510	34.329
6		238.9	32.649	34.504	1:25.395	13		234.2	32.678	34.734
7		233.2	32.372	34.306	1:24.993					1:26.161

24 GLADDIS					GBR Marrache & Co					
1	21:02.641	201.4	41.467	42.797	22:26.905	9	236.8	32.151	38.143	1:28.530 Pit
2		210.5	33.767	35.241	1:27.961	10	3:52.486	191.4	34.031	5:01.743
3		240.0	33.122	34.707	1:26.334	11		240.5	32.399	34.638
4		237.3	32.393	34.988	1:25.566	12		241.0	32.132	34.299
5		237.3	32.263	34.679	1:25.105	13		239.4	32.555	34.558
6		210.5	37.766	35.544	1:31.961	14		239.4	32.036	34.281
7		239.4	32.628	34.920	1:25.815					1:24.619
8		237.3	32.426	34.809	1:25.483					

25 PAVLOVIC					SRB Bobby Tech					
1	20:55.251	181.8	38.728	36.258	22:10.237	9	227.3	33.595	39.172	1:31.024 Pit
2		239.4	33.084	34.162	1:25.707	10	4:39.620	204.5	33.973	5:48.554
3		241.0	32.426	33.999	1:24.803	11		242.1	32.107	33.988
4		206.1	35.720	34.748	1:28.842	12		242.1	32.329	43.066
5		243.7	32.090	33.981	1:24.060	13		244.3	32.220	35.329
6		241.6	31.860	33.846	1:23.690	14		243.2	31.823	34.282
7		243.2	38.147	37.397	1:33.564					1:24.174
8		242.1	31.782	33.876	1:23.665					

27 SANCHEZ					ESP Go-Karts Orihuela Costa					
1	21:21.470	165.1	41.912	40.957	22:44.339	7	240.0	33.169	34.439	1:25.797
2	23.782	194.9	39.802	38.460	1:42.044	8	238.9	49.548	42.796	1:50.544 Pit
3	22.401	201.1	34.890	34.831	1:32.122	9	8:49.383	161.9	36.580	10:00.700
4		236.3	35.028	35.434	1:29.200	10		235.8	32.759	34.326
5		237.8	32.749	34.094	1:25.193					1:25.464
6		237.3	32.431	34.074	1:24.750					

31 MOORE					GBR Olney Tyres & Exhausts						
1	21:27.592	171.7	43.446	38.877	22:49.915	9	3:29.285	237.8	34.004	37.793	4:41.082
2		230.2	34.677	35.051	1:28.900	10		237.8	32.911	34.232	1:25.386
3		238.9	33.156	34.485	1:25.973	11		239.4	36.875	36.931	1:32.114
4		236.8	33.222	35.074	1:26.674	12		236.8	32.334	34.528	1:25.351
5		234.7	32.265	34.202	1:24.689	13		237.8	32.264	33.992	1:24.628
6		237.3	32.071	35.058	1:25.224	14		237.8	32.557	34.957	1:25.786
7		240.5	32.629	34.579	1:25.314						
8		240.5	32.881	37.540	1:28.570 Pit						



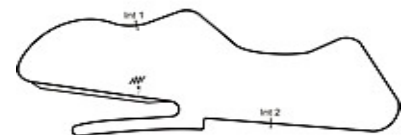
Weather/Track : Cloudy / Dry

Circuit Length - 4.023 kilometres
Donington Park
Donington

FIA Formula 2 Championship Free Practice - Sector Analysis Report

Timing Bulletin 1

Lap	S1 Time	S1 Spd	S2 Time	S2 Spd	S3 Time	S3 Spd	Lap Time	Pit	Lap	S1 Time	S1 Spd	S2 Time	S2 Spd	S3 Time	S3 Spd	Lap Time	Pit
33 ENG																	
1	21:36.884	111.4	40.096		44.687		23:01.667		9	233.7		32.302		34.075		1:24.623	
2		236.3	33.152		34.300		1:25.995		10	238.9		32.410		34.252		1:24.900	
3		241.0	33.022		37.517		1:29.002		11	237.3		32.222		34.248		1:24.628	
4		237.3	32.113		33.880		1:24.356		12	238.9		32.110		35.880		1:26.192	
5		238.4	32.168		34.005		1:24.264		13	237.8		32.098		34.192		1:24.489	
6		238.4	32.160		34.226		1:24.449		14	236.8		32.792		34.694		1:25.718	
7		238.9	32.127		37.933		1:28.267	Pit									
8	3:33.126	236.8	32.560		34.236		4:39.922										
AUT																	
European Racing Events																	



Weather/Track : Cloudy / Dry

Circuit Length - 4.023 kilometres
Donington Park
Donington

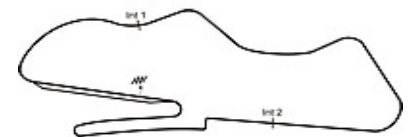
FIA Formula 2 Championship

Free Practice - Best Sector Times Report

Timing Bulletin 1

POS	SECTOR 1			SECTOR 2			SECTOR 3			IDEAL/BEST LAP COMPARISON					
	NO	TIME	LAP	NO	TIME	LAP	NO	TIME	LAP	NO	NAME	IDEAL	BEST	LAP	DIFF
1	12	20.234	6	2	31.597	12	15	33.620	5	12	WICKENS	1:26.180	1:24.175	10	+ 2.005
2	14	20.620	2	22	31.645	8	17	33.772	4	14	BORTOLOTT	1:26.468	1:24.002	5	+ 2.466
3	4	21.083	2	25	31.782	8	14	33.796	5	22	SOUCEK	1:26.569	1:23.877	7	+ 2.692
4	22	21.124	2	20	31.874	4	22	33.800	5	4	JOUSSE	1:27.016	1:24.173	12	+ 2.843
5	6	21.350	14	12	31.935	12	25	33.846	6	21	VASILIAUSK	1:27.184	1:23.964	12	+ 3.220
6	21	21.353	2	21	31.956	12	8	33.852	13	6	EBRAHIM	1:27.431	1:24.469	5	+ 2.962
7	10	21.425	2	4	31.959	14	21	33.875	12	15	ALESHIN	1:27.951	1:23.769	5	+ 4.182
8	23	21.586	2	6	32.019	11	33	33.880	4	10	DE MARCO	1:28.019	1:25.231	6	+ 2.788
9	15	22.270	10	24	32.036	14	2	33.881	13	23	KARJALAIN	1:28.177	1:24.870	5	+ 3.307
10	27	22.401	3	14	32.052	8	11	33.962	12	27	SANCHEZ	1:28.906	1:24.750	6	+ 4.156
11	8	23.607	7	16	32.054	10	4	33.974	12	8	HEGEWALD	1:29.523	1:24.057	14	+ 5.466
12	2	57.056	2	15	32.061	5	31	33.992	13	2	HOHENTHAL	2:02.534	1:23.486	13	+ 39.04
13	11	2:38.467	2	8	32.064	14	12	34.011	8	11	CLARKE	3:44.640	1:24.358	5	+ 140.2
14	31	3:29.285	9	31	32.071	6	16	34.034	12	31	MOORE	4:35.348	1:24.628	13	+ 190.7
15	5	3:30.045	13	33	32.098	13	6	34.062	10	5	BRUNDLE	4:36.542	1:24.951	14	+ 191.5
16	33	3:33.126	8	3	32.180	6	27	34.074	6	33	ENG	4:39.104	1:24.264	5	+ 194.8
17	24	3:52.486	10	11	32.211	5	10	34.091	5	24	GLADDIS	4:58.803	1:24.619	14	+ 214.1
18	25	4:39.620	10	5	32.223	14	18	34.224	11	25	PAVLOVIC	5:45.248	1:23.665	8	+ 261.5
19	9	5:03.587	9	17	32.264	6	5	34.274	6	9	GANDOLFI	6:11.203	1:26.680	6	+ 284.5
20	17	5:24.226	8	23	32.285	5	24	34.281	14	17	IACONELLI	6:30.262	1:24.135	4	+ 306.1
21	16	6:17.852	8	18	32.301	7	3	34.300	6	16	PISCOPO	7:23.940	1:24.326	12	+ 359.6
22	18	6:22.605	13	27	32.431	6	23	34.306	7	18	GACHNANG	7:29.130	1:24.821	7	+ 364.3
23	20	7:21.735	9	10	32.503	10	20	34.308	5	20	HOING	8:27.917	1:24.761	6	+ 423.1
24	3	8:05.525	10	9	32.978	12	9	34.638	9	3	PALMER	9:12.005	1:24.741	6	+ 467.2

'Perfect Lap' - 1:25.451



Circuit Length - 4.023 kilometres
Donington Park
Donington

Weather/Track : Cloudy / Dry

FIA Formula 2 Championship

QUALIFYING 1 - PROVISIONAL CLASSIFICATION

POS	NO	CL	DRIVER	NAT	SPONSOR	TIME	LAPS	GAP	KPH
1	8		Tobias HEGEWALD	GER	Interwetten	1:23.116	13		174.24
2	15		Mikhail ALESHIN	RUS	Red Bull - Lukoil	1:23.429	13	0.313	173.59
3	22		Andy SOUCEK	ESP	FK-Automotive	1:23.437	13	0.321	173.57
4	4		Julien JOUSSE	FRA	E Leclerc	1:23.460	13	0.344	173.53
5	25		Milos PAVLOVIC	SRB	Bobby Tech	1:23.542	12	0.426	173.35
6	16		Edoardo PISCOPO	ITA	Auto Capital	1:23.623	15	0.507	173.19
7	21		Kazim VASILIAUSKAS	LTU	Darsena Management	1:23.699	11	0.583	173.03
8	2		Sebastian HOHENTHAL	SWE	Mafi - Sweden Team	1:23.702	7	0.586	173.02
9	12		Robert WICKENS	CAN	Red Bull - Lukoil	1:23.828	11	0.712	172.76
10	33		Philipp ENG	AUT	European Racing Events	1:23.939	16	0.823	172.54
11	14		Mirko BORTOLOTTI	ITA	Red Bull	1:24.029	13	0.913	172.35
12	6		Armaan EBRAHIM	IND	JK Racing	1:24.244	16	1.128	171.91
13	11		Jack CLARKE	GBR	KSS Design Group	1:24.275	13	1.159	171.85
14	31		Jason MOORE	GBR	Olney Tyres & Exhausts	1:24.339	14	1.223	171.72
15	27		German SANCHEZ	ESP	Go-Karts Orihuela Costa	1:24.368	13	1.252	171.66
16	3		Jolyon PALMER	GBR	Comma Oil	1:24.391	13	1.275	171.61
17	17		Carlos IACONELLI	BRA	Iaconelli.com	1:24.413	10	1.297	171.57
18	5		Alex BRUNDLE	GBR	Sen - GAC - Nasstar	1:24.435	11	1.319	171.52
19	18		Natacha GACHNANG	SUI	Motorex	1:24.472	14	1.356	171.45
20	24		Tom GLADDIS	GBR	Marrache & Co	1:24.515	15	1.399	171.36
21	10		Nicola DE MARCO	ITA	Friulana Flange	1:24.674	13	1.558	171.04
22	23		Henri KARJALAINEN	FIN	Everyman - LTC Rakennus	1:24.720	14	1.604	170.94
23	9		Pietro GANDOLFI	ITA	Piscine Laghetto	1:26.888	12	3.772	166.68
QUALIFICATION MAXIMA						1:28.934			
20			Jens HOING	GER	HASKAMP	1:38.770	5	15.654	146.63

Weather/Track: Cloud °/Dry °

Donington Park
Circuit Length = 4.0230 km.
Start: 13:00 End: 13:28

Race Director:	Steward:	Timekeeper:
----------------	----------	-------------

FIA Formula 2 Championship QUALIFYING 1 - RESULT

POS	NO	CL	DRIVER	NAT	SPONSOR	TIME	LAPS	GAP	KPH
1	8		Tobias HEGEWALD	GER	Interwetten	1:23.116	13		174.24
2	15		Mikhail ALESHIN	RUS	Red Bull - Lukoil	1:23.429	13	0.313	173.59
3	22		Andy SOUCEK	ESP	FK-Automotive	1:23.437	13	0.321	173.57
4	4		Julien JOUSSE	FRA	E Leclerc	1:23.460	13	0.344	173.53
5	25		Milos PAVLOVIC	SRB	Bobby Tech	1:23.542	12	0.426	173.35
6	16		Edoardo PISCOPO	ITA	Auto Capital	1:23.623	15	0.507	173.19
7	21		Kazim VASILIAUSKAS	LTU	Darsena Management	1:23.699	11	0.583	173.03
8	2		Sebastian HOHENTHAL	SWE	Mafi - Sweden Team	1:23.702	7	0.586	173.02
9	12		Robert WICKENS	CAN	Red Bull - Lukoil	1:23.828	11	0.712	172.76
10	33		Philipp ENG	AUT	European Racing Events	1:23.939	16	0.823	172.54
11	14		Mirko BORTOLOTTI	ITA	Red Bull	1:24.029	13	0.913	172.35
12	6		Armaan EBRAHIM	IND	JK Racing	1:24.244	16	1.128	171.91
13	11		Jack CLARKE	GBR	KSS Design Group	1:24.275	13	1.159	171.85
14	31		Jason MOORE	GBR	Olney Tyres & Exhausts	1:24.339	14	1.223	171.72
15	27		German SANCHEZ	ESP	Go-Karts Orihuela Costa	1:24.368	13	1.252	171.66
16	3		Jolyon PALMER	GBR	Comma Oil	1:24.391	13	1.275	171.61
17	17		Carlos IACONELLI	BRA	Iaconelli.com	1:24.413	10	1.297	171.57
18	5		Alex BRUNDLE	GBR	Sen - GAC - Nasstar	1:24.435	11	1.319	171.52
19	18		Natacha GACHNANG	SUI	Motorex	1:24.472	14	1.356	171.45
20	24		Tom GLADDIS	GBR	Marrache & Co	1:24.515	15	1.399	171.36
21	10		Nicola DE MARCO	ITA	Friulana Flange	1:24.674	13	1.558	171.04
22	23		Henri KARJALAINEN	FIN	Everyman - LTC Rakennus	1:24.720	14	1.604	170.94
23	9		Pietro GANDOLFI	ITA	Piscine Laghetto	1:26.888	12	3.772	166.68
						QUALIFICATION MAXIMA	1:28.934		
20			Jens HOING	GER	HASKAMP	1:38.770	5	15.654	146.63

Donington Park
Circuit Length = 4.0230 km.

Steward:	Steward:	Steward:
----------	----------	----------

FIA Formula 2 Championship

Qualifying 1 - Sector Analysis Report

Lap S1 Time S1 Spd S2 Time S2 Spd S3 Time S3 Spd Lap Time Pit Lap S1 Time S1 Spd S2 Time S2 Spd S3 Time S3 Spd Lap Time Pit

2 HOHENTHAL

SWE

Mafi - Sweden Team

1	11:47.160	209.3	36.740	40.126	13:04.026	5	18.175	240.5	31.805	34.179	1:24.159
2	18.343	241.6	32.439	34.009	1:24.791	6	18.896	215.1	34.268	37.334	1:30.498
3	18.051	240.0	32.033	33.829	1:23.913	7	18.195	241.0	31.754	38.715	1:28.664 Pit
4	18.056	241.0	31.764	33.882	1:23.702						

3 PALMER

GBR

Comma Oil

1	14:01.647	216.0	35.171	35.231	15:12.049	8	5:11.313	202.2	37.300	35.726	6:24.339
2	18.500	237.3	32.590	35.929	1:27.019	9	18.476	243.2	34.408	36.451	1:29.335
3	18.426	240.0	32.516	34.310	1:25.252	10	18.236	237.3	32.076	37.187	1:27.499
4	18.218	238.4	32.177	34.409	1:24.804	11	18.136	239.4	32.139	34.372	1:24.647
5	18.277	240.5	31.907	34.207	1:24.391	12	18.173	239.4	32.278	52.983	1:43.434
6	18.598	239.4	32.669	35.119	1:26.386	13	19.265	218.6	33.628	38.462	1:31.355
7	18.610	236.8	33.311	39.433	1:31.354 Pit						

4 JOUSSE

FRA

E Leclerc

1	11:33.635	194.5	41.980	40.699	12:56.314	8	18.084	243.2	31.640	33.833	1:23.557
2	18.074	243.7	34.081	34.379	1:26.534	9	17.994	242.6	31.893	33.655	1:23.542
3	18.058	242.6	32.222	33.606	1:23.886	10	18.791	219.0	43.388	37.717	1:39.896
4	18.200	241.6	35.910	33.948	1:28.058	11	18.050	244.3	31.798	33.612	1:23.460
5	18.204	242.6	31.938	34.061	1:24.203	12	17.976	243.2	31.794	33.730	1:23.500
6	18.109	243.7	31.999	39.339	1:29.447 Pit	13	18.463	218.6	36.405	45.631	1:40.499 Pit
7	5:05.286	212.5	38.214	40.250	6:23.750						

5 BRUNDLE

GBR

Sen - GAC - Nasstar

1	11:26.667	169.8	35.481	35.063	12:37.211	7	5:01.061	212.5	34.093	35.759	6:10.913
2	18.488	237.8	32.404	34.429	1:25.321	8	18.147	237.8	32.160	34.128	1:24.435
3	18.334	235.2	32.661	33.998	1:24.993	9	18.274	238.9	32.177	34.115	1:24.566
4	18.214	235.2	32.142	34.170	1:24.526	10	18.150	237.3	32.794	34.538	1:25.482
5	22.365	173.3	40.346	41.238	1:43.949	11	18.442	235.2	33.363	41.867	1:33.672 Pit
6	18.268	237.8	32.803	40.904	1:31.975 Pit						

6 EBRAHIM

IND

JK Racing

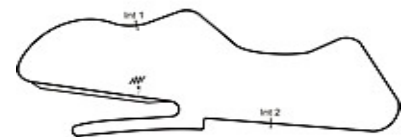
1	10:56.649	171.7	39.070	41.786	12:17.505	10	19.139	227.8	33.813	34.698	1:27.650
2	18.693	236.3	33.115	34.698	1:26.506	11	18.157	244.3	32.067	34.262	1:24.486
3	18.175	243.2	32.387	34.117	1:24.679	12	18.113	244.3	32.438	36.263	1:26.814
4	18.491	240.5	32.413	34.356	1:25.260	13	20.403	223.1	36.330	39.671	1:36.404
5	18.309	241.6	43.970	41.978	1:44.257 Pit	14	18.103	244.8	32.436	34.452	1:24.991
6	4:30.472	201.4	35.744	36.752	5:42.968	15	18.693	233.2	34.531	36.449	1:29.673
7	18.439	242.1	33.420	35.382	1:27.241	16	18.129	244.3	32.420	34.328	1:24.877
8	18.368	242.6	31.963	33.913	1:24.244						
9	18.164	244.3	32.354	33.988	1:24.506						

8 HEGEWALD

GER

Interwetten

1	11:31.573	186.8	40.759	39.047	12:51.379	8	3:34.946	161.1	40.905	35.920	4:51.771
2	18.182	244.8	32.552	33.791	1:24.525	9	18.213	242.6	31.866	33.638	1:23.717
3	18.054	245.4	32.091	33.788	1:23.933	10	17.997	243.7	31.669	33.450	1:23.116
4	32.791	172.8	39.740	35.389	1:47.920	11	17.970	244.8	38.544	37.670	1:34.184
5	18.075	240.0	31.945	33.678	1:23.698	12	18.034	243.7	32.020	1:03.743	1:53.797
6	18.031	240.5	31.930	34.888	1:24.849	13	26.565	154.5	44.664	46.944	1:58.173 Pit
7	18.140	242.6	34.160	41.547	1:33.847 Pit						



Weather/Track : Cloudy / Dry

Circuit Length - 4.023 kilometres
Donington Park
Donington

FIA Formula 2 Championship

Qualifying 1 - Sector Analysis Report

Lap S1 Time S1 Spd S2 Time S2 Spd S3 Time S3 Spd Lap Time Pit Lap S1 Time S1 Spd S2 Time S2 Spd S3 Time S3 Spd Lap Time Pit

9 GANDOLFI

ITA					Piscine Laghetto						
1	10:54.244	169.8	36.809	44.542	12:15.595	8	6:42.624	223.6	36.796	38.186	7:57.606
2	18.729	237.8	35.229	36.079	1:30.037	9	20.304	211.7	35.701	37.776	1:33.781
3	18.359	236.8	33.473	55.599	1:47.431	10	18.464	237.3	33.404	37.961	1:29.829
4	18.838	239.4	34.079	34.772	1:27.689	11	18.651	236.3	1:01.472	36.983	1:57.106
5	18.260	237.3	34.421	35.932	1:28.613	12	18.717	240.0	1:09.978	36.290	2:04.985
6	18.539	237.3	32.909	35.440	1:26.888						
7	18.596	234.2	1:18.020	42.442	2:19.058	Pit					

10 DE MARCO

ITA					Friulana Flange						
1	11:16.564	188.4	36.956	37.396	12:30.916	8	7:26.920	163.1	40.184	35.737	8:42.841
2	18.608	242.1	33.130	35.749	1:27.487	9	18.437	243.2	33.157	40.511	1:32.105
3	18.154	242.1	32.361	34.375	1:24.890	10	18.193	242.1	35.036	35.603	1:28.832
4	18.129	243.2	32.246	34.299	1:24.674	11	18.144	242.1	32.260	34.556	1:24.960
5	19.910	179.1	41.404	39.112	1:40.426	12	19.256	208.4	39.104	37.178	1:35.538
6	18.159	243.2	32.426	34.405	1:24.990	13	18.338	242.1	32.793	34.799	1:25.930
7	19.599	227.8	33.040	39.912	1:32.551	Pit					

11 CLARKE

GBR					KSS Design Group							
1	10:40.768	211.3	36.542	44.523	12:01.833	8	18.071	236.8	32.106	34.261	1:24.438	
2	18.430	241.0	34.365	34.520	1:27.315	9	18.119	238.9	32.163	34.340	1:24.622	
3	18.403	242.1	32.403	34.060	1:24.866	10	18.065	241.6	32.375	34.327	1:24.767	
4	18.092	237.3	32.161	1:03.154	1:53.407	11	18.249	241.6	32.097	34.167	1:24.513	
5	21.544	203.3	36.805	39.946	1:38.295	Pit	12	17.946	242.1	32.316	34.013	1:24.275
6	7:45.684	230.7	34.120	36.151	8:55.955	13	18.118	238.4	32.229	34.295	1:24.642	
7	18.220	238.9	32.662	34.231	1:25.113							

12 WICKENS

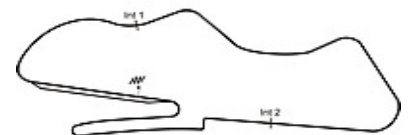
CAN					Red Bull - Lukoil						
1	11:05.018	201.8	38.143	42.276	12:25.437	7	18.448	238.9	32.889	34.085	1:25.422
2	18.223	242.6	32.850	34.032	1:25.105	8	18.119	243.2	31.864	33.950	1:23.933
3	18.278	238.4	32.235	33.688	1:24.201	9	18.111	244.3	32.813	38.688	1:29.612
4	18.114	241.0	32.670	38.258	1:29.042	10	6:32.159	216.0	34.791	43.152	7:50.102
5	18.085	238.9	32.401	35.294	1:25.780	11	18.212	241.0	32.811	35.081	1:26.104
6	17.993	241.6	31.928	33.907	1:23.828						

14 BORTOLOTTI

ITA					Red Bull						
1	13:34.051	210.1	33.873	34.703	14:42.627	8	6:07.319	194.5	34.436	41.510	7:23.265
2	18.298	243.7	32.568	34.010	1:24.876	9	18.223	243.7	32.331	34.063	1:24.617
3	18.183	241.0	32.193	33.861	1:24.237	10	18.117	241.0	33.265	34.674	1:26.056
4	18.086	240.5	32.357	36.708	1:27.151	11	18.111	242.6	32.151	33.840	1:24.102
5	18.106	243.2	32.098	33.825	1:24.029	12	18.153	242.6	32.195	33.942	1:24.290
6	18.335	213.0	35.854	35.930	1:30.119	13	19.867	187.8	36.493	36.540	1:32.900
7	18.200	240.5	32.087	37.687	1:27.974	Pit					

15 ALESHIN

RUS					Red Bull - Lukoil							
1	12:38.717	134.4	42.015	36.413	13:57.145	8	18.007	242.6	31.663	33.759	1:23.429	
2	18.088	242.1	31.952	33.945	1:23.985	9	21.947	167.9	40.329	47.671	1:49.947	
3	18.052	241.6	35.254	44.411	1:37.717	10	18.144	244.3	34.856	34.138	1:27.138	
4	18.079	238.9	32.126	37.896	1:28.101	11	18.108	236.3	32.316	33.865	1:24.289	
5	18.104	241.0	32.690	39.952	1:30.746	Pit	12	18.111	241.6	33.411	37.812	1:29.334
6	5:03.326	201.4	36.594	35.111	6:15.031	13	18.083	240.5	33.040	44.022	1:35.145	
7	18.153	243.2	31.847	33.681	1:23.681							



Weather/Track : Cloudy / Dry

Circuit Length - 4.023 kilometres
Donington Park
Donington

FIA Formula 2 Championship

Qualifying 1 - Sector Analysis Report

Lap S1 Time S1 Spd S2 Time S2 Spd S3 Time S3 Spd Lap Time Pit Lap S1 Time S1 Spd S2 Time S2 Spd S3 Time S3 Spd Lap Time Pit

16 PISCOPO

ITA

Auto Capital

1	11:06.111	192.1	38.242	42.170	12:26.523	9	18.515	229.7	32.582	35.076	1:26.173	
2	18.280	244.3	33.061	34.481	1:25.822	10	18.047	242.6	31.889	33.687	1:23.623	
3	18.109	243.7	32.055	33.722	1:23.886	11	18.004	243.2	34.831	36.247	1:29.082	
4	17.960	242.1	32.090	34.106	1:24.156	12	18.032	242.1	31.997	34.797	1:24.826	
5	18.257	240.5	32.319	36.711	1:27.287	13	18.068	243.2	31.926	34.073	1:24.067	
6	17.953	242.1	32.068	33.809	1:23.830	14	18.004	242.1	35.176	38.716	1:31.896	
7	18.141	243.2	32.705	39.773	1:30.619	Pit	15	18.034	244.3	31.837	34.169	1:24.040
8	6:11.959	197.4	36.030	35.887	7:23.876							

17 IACONELLI

BRA

Iaconelli.com

1	18:40.607	175.6	41.560	45.170	20:07.337	7	18.151	241.6	32.558	38.727	1:29.436	Pit
2	18.765	241.0	33.456	34.375	1:26.596	8	5:35.719	223.1	33.980	37.146	6:46.845	
3	18.420	238.4	32.675	34.288	1:25.383	9	18.232	238.9	33.260	36.554	1:28.046	
4	18.265	243.7	32.416	35.819	1:26.500	10	18.131	242.6	32.233	34.049	1:24.413	
5	18.132	239.4	32.184	34.275	1:24.591							
6	18.177	240.5	32.145	34.282	1:24.604							

18 GACHNANG

SUI

Motorex

1	10:44.976	168.7	38.405	41.606	12:04.987	9	20.584	202.2	35.329	34.889	1:30.802	
2	19.504	233.2	33.948	35.175	1:28.627	10	18.565	235.2	35.275	36.415	1:30.255	
3	18.409	236.3	32.628	33.993	1:25.030	11	18.463	234.7	32.569	34.247	1:25.279	
4	18.242	237.8	32.391	34.026	1:24.659	12	18.371	237.3	32.916	35.010	1:26.297	
5	18.274	236.8	32.275	34.316	1:24.865	13	18.615	238.9	32.705	34.484	1:25.804	
6	18.301	236.8	32.098	34.073	1:24.472	14	18.286	238.4	33.431	34.892	1:26.609	
7	18.588	236.8	33.460	38.129	1:30.177	Pit						
8	6:30.983	180.6	37.990	36.144	7:45.117							

20 HOING

GER

HASKAMP

1	28:43.364	102.5	44.672	43.779	30:11.815	Pit	4	19.459	231.7	34.235	38.389	1:32.083	Pit
2	35.456	222.6	33.852	35.041	1:44.349		5	50.159	185.2	34.412	36.319	2:00.890	
3	18.356	238.9	33.737	46.677	1:38.770								

21 VASILIAUSKAS

LTU

Darsena Management

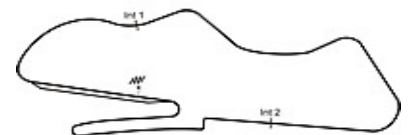
1	10:29.161	175.6	41.468	37.432	11:48.061	7	8:25.877	215.5	36.854	36.501	9:39.232	
2	18.299	241.6	32.579	34.225	1:25.103	8	18.217	242.1	32.469	38.420	1:29.106	
3	18.157	241.6	32.095	33.955	1:24.207	9	18.158	241.0	31.951	34.026	1:24.135	
4	18.038	241.0	31.885	33.776	1:23.699	10	17.981	238.4	31.943	34.009	1:23.933	
5	18.063	239.4	31.950	33.797	1:23.810	11	18.144	240.0	34.407	40.316	1:32.867	Pit
6	18.219	240.0	32.624	40.103	1:30.946	Pit						

22 SOUCEK

ESP

FK-Automotive

1	11:43.011	205.3	37.264	40.076	13:00.351	8	18.257	242.1	31.736	33.830	1:23.823	
2	18.222	242.6	32.323	33.699	1:24.244	9	21.196	165.8	40.127	35.152	1:36.475	
3	18.032	238.4	36.997	37.712	1:32.741	10	17.970	242.6	34.865	35.884	1:28.719	
4	18.120	243.7	32.369	33.665	1:24.154	11	17.970	243.2	31.760	33.707	1:23.437	
5	17.933	242.1	31.928	33.833	1:23.694	12	17.981	242.6	31.674	33.878	1:23.533	
6	19.926	195.6	36.390	40.377	1:36.693	Pit	13	22.082	174.4	39.237	37.476	1:38.795
7	7:19.458	201.1	36.109	35.551	8:31.118							



Weather/Track : Cloudy / Dry

Circuit Length - 4.023 kilometres
Donington Park
Donington

FIA Formula 2 Championship

Qualifying 1 - Sector Analysis Report

Lap S1 Time S1 Spd S2 Time S2 Spd S3 Time S3 Spd Lap Time Pit Lap S1 Time S1 Spd S2 Time S2 Spd S3 Time S3 Spd Lap Time Pit

23 KARJALAINEN

FIN

Everyman - LTC Rakennus

1	10:53.723	179.1	36.756	42.971	12:13.450	9	6:21.487	155.8	40.668	35.980	7:38.135
2	18.742	231.2	34.083	34.681	1:27.506	10	18.534	240.0	33.014	35.192	1:26.740
3	18.348	237.8	32.658	34.215	1:25.221	11	18.334	240.5	32.270	34.200	1:24.804
4	18.116	240.0	33.814	34.969	1:26.899	12	18.305	236.8	32.721	34.593	1:25.619
5	18.256	236.3	32.448	34.210	1:24.914	13	18.256	242.1	32.598	34.298	1:25.152
6	18.300	237.8	32.279	34.422	1:25.001	14	18.149	242.1	32.638	34.304	1:25.091
7	18.315	242.6	32.373	34.032	1:24.720						
8	18.435	239.4	32.636	39.201	1:30.272 Pit						

24 GLADDIS

GBR

Marrache & Co

1	10:40.992	209.3	36.458	46.008	12:03.458	9	18.272	239.4	33.598	41.928	1:33.798 Pit
2	18.378	238.9	34.034	35.117	1:27.529	10	5:47.568	208.8	37.422	35.868	7:00.858
3	18.197	240.0	32.561	34.804	1:25.562	11	18.371	241.6	32.711	34.720	1:25.802
4	18.169	238.9	32.015	34.815	1:24.999	12	18.165	241.6	31.859	34.491	1:24.515
5	18.280	237.3	32.327	34.591	1:25.198	13	18.134	243.2	32.684	35.023	1:25.841
6	18.200	239.4	32.235	34.500	1:24.935	14	18.213	239.4	32.175	34.315	1:24.703
7	18.424	240.5	32.545	34.522	1:25.491	15	18.255	241.6	32.333	34.443	1:25.031
8	18.105	239.4	32.296	34.666	1:25.067						

25 PAVLOVIC

SRB

Bobby Tech

1	10:40.365	194.5	36.573	43.970	12:00.908	8	10:16.413	171.1	48.767	38.522	11:43.702
2	18.187	246.5	32.340	34.152	1:24.679	9	18.210	246.0	32.781	34.564	1:25.555
3	18.074	245.4	32.284	33.721	1:24.079	10	18.069	243.7	32.098	38.927	1:29.094
4	17.975	244.8	34.392	35.545	1:27.912	11	17.966	247.7	35.171	35.605	1:28.742
5	18.102	243.2	31.781	33.659	1:23.542	12	18.002	244.8	31.830	33.822	1:23.654
6	18.266	226.4	34.921	36.401	1:29.588						
7	18.516	236.8	37.583	43.808	1:39.907 Pit						

27 SANCHEZ

ESP

Go-Karts Orihuela Costa

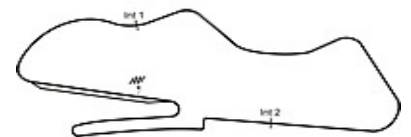
1	11:03.721	176.1	35.959	41.937	12:21.617	8	18.511	239.4	38.937	39.435	1:36.883 Pit
2	18.510	237.3	33.810	34.321	1:26.641	9	7:54.189	197.0	35.838	38.696	9:08.723
3	18.180	237.8	32.548	34.590	1:25.318	10	18.868	237.8	33.068	37.205	1:29.141
4	18.550	238.4	36.365	36.949	1:31.864	11	18.243	240.5	32.015	34.145	1:24.403
5	18.382	239.4	32.444	34.201	1:25.027	12	18.144	238.9	31.983	34.241	1:24.368
6	18.212	241.6	32.275	34.132	1:24.619	13	18.134	242.6	35.269	34.773	1:28.176
7	18.293	242.6	32.571	34.307	1:25.171						

31 MOORE

GBR

Olney Tyres & Exhausts

1	12:27.547	204.1	35.607	35.330	13:38.484	9	18.156	237.8	34.744	34.621	1:27.521
2	18.722	240.0	32.902	33.807	1:25.431	10	18.248	240.0	32.203	34.486	1:24.937
3	18.417	236.8	39.689	34.563	1:32.669	11	18.181	238.9	32.590	35.005	1:25.776
4	18.336	242.1	32.454	33.814	1:24.604	12	18.214	241.6	52.983	38.984	1:50.181
5	18.037	243.2	32.291	42.239	1:32.567 Pit	13	18.383	240.5	32.737	34.296	1:25.416
6	4:50.548	235.8	34.037	34.879	5:59.464	14	19.983	179.1	45.817	42.883	1:48.683 Pit
7	18.297	238.9	32.126	33.916	1:24.339						
8	18.178	241.0	33.087	34.037	1:25.302						



Weather/Track : Cloudy / Dry

Circuit Length - 4.023 kilometres
Donington Park
Donington

Printed at 13:35, Saturday, 15 August, 2009

© MST Systems Ltd, 2005 (www.mstworld.com)

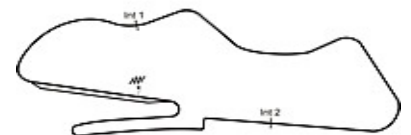
Page 4

FIA Formula 2 Championship

Qualifying 1 - Sector Analysis Report

Lap S1 Time S1 Spd S2 Time S2 Spd S3 Time S3 Spd Lap Time Pit Lap S1 Time S1 Spd S2 Time S2 Spd S3 Time S3 Spd Lap Time Pit

33 ENG				AUT		European Racing Events					
1	10:33.562	126.1	41.296	39.204	11:54.062	10	18.293	240.5	32.216	33.932	1:24.441
2	18.558	234.7	32.908	34.082	1:25.548	11	18.276	239.4	31.966	34.028	1:24.270
3	18.211	239.4	32.406	33.745	1:24.362	12	19.982	200.3	38.546	35.870	1:34.398
4	18.245	240.0	31.956	34.000	1:24.201	13	18.202	240.0	33.059	37.193	1:28.454
5	18.824	199.6	37.000	34.188	1:30.012	14	18.145	239.4	31.915	34.138	1:24.198
6	18.109	239.4	32.245	34.153	1:24.507	15	18.113	241.6	34.038	38.157	1:30.308
7	18.310	239.4	32.670	37.436	1:28.416 Pit	16	18.126	240.5	31.916	33.897	1:23.939
8	5:00.715	160.4	42.521	36.777	6:20.013						
9	18.327	238.9	32.193	34.974	1:25.494						



Weather/Track : Cloudy / Dry

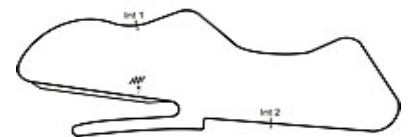
Circuit Length - 4.023 kilometres
Donington Park
Donington

FIA Formula 2 Championship

Qualifying 1 - Best Sector Times Report

POS	NO	SECTOR 1		SECTOR 2		SECTOR 3		IDEAL/BEST LAP COMPARISON							
		TIME	LAP	NO	TIME	LAP	NO	TIME	LAP	NO	NAME	IDEAL	BEST	LAP	DIFF
1	22	17.933	5	4	31.640	8	8	33.450	10	8	HEGEWALD	1:23.089	1:23.116	10	+ 0.027
2	11	17.946	12	15	31.663	8	4	33.606	3	4	JOUSSE	1:23.222	1:23.460	11	+ 0.238
3	16	17.953	6	8	31.669	10	25	33.659	5	22	SOUCEK	1:23.272	1:23.437	11	+ 0.165
4	25	17.966	11	22	31.674	12	22	33.665	4	15	ALESHIN	1:23.351	1:23.429	8	+ 0.078
5	8	17.970	11	2	31.754	7	15	33.681	7	25	PAVLOVIC	1:23.406	1:23.542	5	+ 0.136
6	4	17.976	12	25	31.781	5	16	33.687	10	16	PISCOPO	1:23.477	1:23.623	10	+ 0.146
7	21	17.981	10	16	31.837	15	12	33.688	3	12	WICKENS	1:23.545	1:23.828	6	+ 0.283
8	12	17.993	6	24	31.859	12	33	33.745	3	2	HOHENTHAL	1:23.634	1:23.702	4	+ 0.068
9	15	18.007	8	12	31.864	8	21	33.776	4	21	VASILIAUSK	1:23.642	1:23.699	4	+ 0.057
10	31	18.037	5	21	31.885	4	31	33.807	2	33	ENG	1:23.769	1:23.939	16	+ 0.170
11	2	18.051	3	3	31.907	5	14	33.825	5	31	MOORE	1:23.970	1:24.339	7	+ 0.369
12	14	18.086	4	33	31.915	14	2	33.829	3	6	EBRAHIM	1:23.979	1:24.244	8	+ 0.265
13	6	18.103	14	6	31.963	8	6	33.913	8	14	BORTOLOTT	1:23.998	1:24.029	5	+ 0.031
14	24	18.105	8	27	31.983	12	18	33.993	3	11	CLARKE	1:24.056	1:24.275	12	+ 0.219
15	33	18.109	6	14	32.087	7	5	33.998	3	27	SANCHEZ	1:24.249	1:24.368	12	+ 0.119
16	23	18.116	4	11	32.097	11	11	34.013	12	3	PALMER	1:24.250	1:24.391	5	+ 0.141
17	10	18.129	4	18	32.098	6	23	34.032	7	24	GLADDIS	1:24.279	1:24.515	12	+ 0.236
18	17	18.131	10	31	32.126	7	17	34.049	10	5	BRUNDLE	1:24.287	1:24.435	8	+ 0.148
19	27	18.134	13	5	32.142	4	27	34.132	6	17	IACONELLI	1:24.325	1:24.413	10	+ 0.088
20	3	18.136	11	17	32.145	6	3	34.207	5	18	GACHNANG	1:24.333	1:24.472	6	+ 0.139
21	5	18.147	8	10	32.246	4	10	34.299	4	23	KARJALAIN	1:24.418	1:24.720	7	+ 0.302
22	18	18.242	4	23	32.270	11	24	34.315	14	10	DE MARCO	1:24.674	1:24.674	4	+ 0.000
23	9	18.260	5	9	32.909	6	9	34.772	4	9	GANDOLFI	1:25.941	1:26.888	6	+ 0.947
24	20	18.356	3	20	33.737	3	20	35.041	2	20	HOING	1:27.134	1:32.083	4	+ 4.949

'Perfect Lap' - 1:23.023



Circuit Length - 4.023 kilometres
Donington Park
Donington

Weather/Track : Cloudy / Dry