

FIA Formula 2 Championship

Free Practice - Sector Analysis Report

Timing Bulletin 1

Lap S1 Time S1 Spd S2 Time S2 Spd S3 Time S3 Spd Lap Time Pit Lap S1 Time S1 Spd S2 Time S2 Spd S3 Time S3 Spd Lap Time Pit

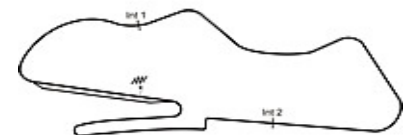
2 HOENTHAL					SWE Mafi - Sweden Team						
1	20:31.346	185.2	38.800	42.549	21:52.695	Pit	9	240.0	31.831	34.238	1:24.152
2	57.056	200.7	36.988	40.199	2:14.243		10	226.4	34.213	34.946	1:28.526
3		239.4	33.038	34.565	1:26.173		11	238.9	31.792	33.914	1:23.819
4		237.8	31.944	34.270	1:24.219		12	238.9	31.597	34.222	1:23.901
5		238.9	31.775	34.258	1:24.007		13	240.0	31.654	33.881	1:23.486
6		236.3	33.141	42.419	1:33.549	Pit	14	224.5	34.361	42.920	1:35.618 Pit
7	3:40.955	237.8	33.100	34.944	4:48.999						
8		237.8	32.177	33.982	1:24.259						

3 PALMER					GBR Comma						
1	20:32.142	190.4	38.363	38.296	21:48.801		8	238.9	32.536	34.475	1:25.149
2		225.4	34.096	35.671	1:28.661		9	238.4	33.229	39.874	1:31.445 Pit
3		186.8	36.216	37.974	1:33.889		10	8:05.525	234.2	33.417	9:14.800
4		240.0	32.551	34.871	1:25.863		11	237.3	32.928	35.455	1:26.823
5		237.8	32.212	34.554	1:24.912		12	234.7	32.403	34.311	1:25.182
6		235.8	32.180	34.300	1:24.741						
7		240.0	32.438	37.483	1:28.112						

4 JOUSSE					FRA E Leclerc						
1	21:48.000	163.6	38.909	39.919	23:06.828		9	239.4	32.098	34.381	1:24.616
2	21.083	174.7	37.152	38.695	1:36.930		10	242.6	32.655	39.296	1:30.171 Pit
3		203.7	33.689	35.162	1:27.952		11	3:27.109	216.8	34.820	4:37.738
4		241.6	32.009	34.210	1:24.320		12	240.0	31.995	33.974	1:24.173
5		240.0	32.940	34.149	1:25.106		13	240.0	34.736	41.526	1:34.389
6		237.8	31.962	34.210	1:24.369		14	241.0	31.959	34.086	1:24.198
7		240.0	32.779	34.194	1:25.196						
8		240.5	32.380	34.140	1:24.669						

5 BRUNDLE					GBR Sen - GAC - Nasstar						
1	21:41.138	187.5	39.893	41.202	23:02.233		9	235.8	32.551	34.687	1:25.621
2		237.8	33.051	35.010	1:26.753		10	234.2	32.448	34.719	1:25.543
3		238.4	32.696	34.597	1:25.615		11	236.3	32.236	34.666	1:25.365
4		232.2	33.159	34.502	1:26.308		12	236.8	32.395	41.180	1:31.963 Pit
5		236.3	32.916	34.502	1:26.405		13	3:30.045	221.7	33.177	4:37.742
6		230.2	32.507	34.274	1:25.599		14	234.7	32.223	34.485	1:24.951
7		236.8	32.639	34.976	1:25.958						
8		235.2	32.543	34.606	1:25.407						

6 EBRAHIM					IND JK Racing						
1	21:37.280	142.4	39.417	39.763	22:56.460		9	3:57.909	239.4	32.781	5:05.070
2		225.9	34.755	36.098	1:30.550		10	237.3	32.418	34.062	1:24.792
3		241.0	32.929	34.207	1:25.826		11	240.0	32.019	34.403	1:24.656
4		241.6	32.287	34.118	1:24.472		12	240.5	32.309	34.326	1:24.738
5		240.0	32.283	34.086	1:24.469		13	242.6	49.675	40.106	1:47.885
6		236.8	33.018	36.124	1:27.459		14	21.350	190.4	34.523	1:32.456
7		239.4	32.125	34.217	1:24.535						
8		242.6	33.328	40.036	1:31.486	Pit					



Circuit Length - 4.023 kilometres
Donington Park
Donington

Weather/Track : Cloudy / Dry

FIA Formula 2 Championship

Free Practice - Sector Analysis Report

Timing Bulletin 1

Lap S1 Time S1 Spd S2 Time S2 Spd S3 Time S3 Spd Lap Time Pit Lap S1 Time S1 Spd S2 Time S2 Spd S3 Time S3 Spd Lap Time Pit

8 HEGEWALD GER					Interwetten						
1	21:23.704	157.6	45.372	38.003	22:47.079	9	3:11.009	240.5	37.443	36.488	4:24.940
2		237.3	34.130	35.010	1:28.219	10		242.1	32.213	33.951	1:24.309
3		241.6	32.916	34.065	1:25.343	11		240.5	32.588	34.666	1:25.258
4		241.0	32.407	34.081	1:24.646	12		243.2	32.171	33.895	1:24.523
5		241.0	32.222	33.936	1:24.265	13		240.5	32.116	33.852	1:24.535
6		243.2	32.242	50.392	1:40.729	14		240.0	32.064	33.900	1:24.057
7	23.607	139.5	44.211	35.559	1:43.377						
8		242.6	32.280	38.863	1:29.323 Pit						

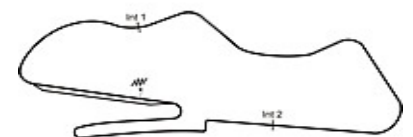
9 GANDOLFI ITA					Piscine Laghetto						
1	20:44.953	179.4	37.761	37.978	22:00.692	8		232.2	33.173	38.801	1:30.778 Pit
2		222.2	35.050	36.038	1:30.202	9	5:03.587	233.2	33.151	34.638	6:11.376
3		235.2	33.899	36.074	1:28.889	10		224.5	33.092	2:32.489	3:25.148
4		160.7	37.440	40.370	1:37.274	11		219.9	33.565	34.959	1:28.367
5		229.7	33.860	37.121	1:30.390	12		232.7	32.978	35.376	1:26.767
6		234.7	33.140	35.154	1:26.680						
7		233.2	33.388	35.089	1:27.065						

10 DE MARCO ITA					Friulana Flange						
1	20:51.437	169.0	48.045	44.737	22:24.219	7		242.6	33.525	40.744	1:32.519 Pit
2	21.425	183.3	37.760	38.784	1:37.969	8	8:52.790	229.2	34.084	35.375	10:02.249
3		236.3	34.956	37.771	1:32.064	9		240.0	32.673	34.293	1:25.273
4		236.3	33.441	34.940	1:27.006	10		239.4	32.503	34.626	1:25.421
5		243.2	32.939	34.091	1:25.345	11		240.0	32.725	34.592	1:25.577
6		242.6	32.651	34.445	1:25.231						

11 CLARKE GBR					KSS Design Group						
1					22:22.221 Pit	8		236.3	32.272	34.495	1:24.986
2	2:38.467	197.8	34.299	34.853	3:47.619	9		237.3	32.809	42.614	1:33.654 Pit
3		238.4	36.776	34.477	1:29.851	10	5:23.071	240.0	33.280	34.579	6:30.930
4		236.8	32.544	34.182	1:25.005	11		236.3	32.609	34.293	1:25.185
5		236.3	32.211	34.026	1:24.358	12		234.7	32.314	33.962	1:24.580
6		238.4	32.446	34.886	1:25.539						
7		237.3	32.680	34.288	1:25.200						

12 WICKENS CAN					Red Bull - Lukoil						
1	20:58.022	195.2	37.958	37.242	22:13.222	8		238.4	32.464	34.011	1:24.703
2		235.2	33.520	35.020	1:27.213	9		237.8	32.205	34.127	1:24.473
3		239.4	32.822	34.365	1:25.623	10		240.5	31.985	34.105	1:24.175
4		241.6	32.393	34.089	1:24.596	11	20.555	227.8	32.086	36.012	1:28.653
5		240.5	32.220	34.271	1:24.536	12		241.0	31.935	38.037	1:27.986 Pit
6	20.234	232.2	32.014	38.143	1:30.391 Pit						
7	4:22.680	241.0	32.271	34.180	5:29.131						

14 BORTOLOTTI ITA					Red Bull						
1	21:39.362	136.7	41.273	42.663	23:03.298	9		241.0	32.181	34.105	1:24.435
2	20.620	219.5	37.323	39.747	1:37.690	10		238.4	32.681	34.186	1:25.085
3		228.3	33.631	34.737	1:27.200	11		238.9	32.180	34.161	1:24.445
4		238.9	32.371	34.037	1:24.666	12		197.8	38.055	35.750	1:33.046
5		241.0	32.122	33.796	1:24.002	13		239.4	32.104	34.185	1:24.489
6		242.1	32.326	34.056	1:24.399	14		237.8	32.504	38.536	1:29.217 Pit
7		240.5	32.415	34.631	1:25.197						
8		238.9	32.052	34.220	1:24.369						



Circuit Length - 4.023 kilometres
Donington Park
Donington

Weather/Track : Cloudy / Dry

FIA Formula 2 Championship

Free Practice - Sector Analysis Report

Timing Bulletin 1

Lap S1 Time S1 Spd S2 Time S2 Spd S3 Time S3 Spd Lap Time Pit Lap S1 Time S1 Spd S2 Time S2 Spd S3 Time S3 Spd Lap Time Pit

15 ALESHIN RUS Red Bull - Lukoil

1	20:41.548	160.4	38.514	38.283	21:58.345	8	240.0	32.411	34.095	1:24.858
2		236.3	32.891	34.787	1:26.115	9	239.4	32.265	34.191	1:24.593
3		241.0	32.423	33.841	1:24.527	10	22.270	155.3	38.089	1:39.147
4		240.5	32.099	33.757	1:23.870	11		240.5	32.069	1:24.450
5		242.1	32.061	33.620	1:23.769	12		241.6	32.304	1:28.620 Pit
6		241.0	33.747	38.358	1:30.615 Pit					
7	5:24.616	210.1	33.801	34.434	6:32.851					

16 PISCOPO ITA Auto Capital

1	20:34.831	182.7	38.519	40.013	21:53.363	8	6:17.852	215.1	33.385	34.737	7:25.974
2		194.2	35.216	37.943	1:33.010	9		239.4	32.238	34.133	1:24.591
3		236.3	33.485	34.859	1:27.081	10		241.6	32.054	34.593	1:24.763
4		239.4	32.684	34.410	1:25.395	11		239.4	32.210	34.189	1:24.526
5		237.8	32.299	34.102	1:24.543	12		243.7	32.152	34.034	1:24.326
6		238.9	32.192	34.071	1:24.465	13		240.5	32.106	34.120	1:24.375
7		239.4	32.072	41.044	1:31.174 Pit						

17 IACONELLI BRA Iaconelli.com

1	20:46.746	146.3	43.593	48.722	22:19.061	6		237.3	32.264	34.028	1:24.397
2		222.6	36.473	35.531	1:31.485	7		220.4	33.061	39.936	1:31.484 Pit
3		234.7	32.739	33.990	1:25.074	8	5:24.226	235.2	33.367	36.439	6:34.032
4		239.4	32.329	33.772	1:24.135						
5		188.1	35.169	36.585	1:31.182						

18 GACHNANG SUI Motorex

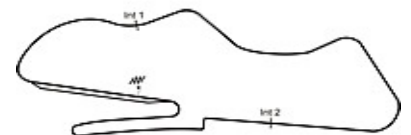
1	20:43.641	180.9	38.197	37.724	21:59.562	8		234.2	32.518	34.590	1:25.519
2		234.2	33.651	35.899	1:28.444	9		233.2	34.303	38.295	1:30.814
3		235.8	34.516	35.480	1:28.740	10		234.7	32.949	34.387	1:25.729
4		234.7	32.704	34.253	1:25.304	11		235.2	32.616	34.224	1:25.204
5		232.2	32.866	36.315	1:27.545	12		232.7	33.636	39.200	1:31.194 Pit
6		241.0	32.579	34.590	1:25.440	13	6:22.605	229.7	33.401	34.495	7:30.501
7		238.4	32.301	34.257	1:24.821						

20 HOING GER HASKAMP

1	21:00.672	209.3	37.542	38.490	22:16.704	7		235.2	32.354	34.697	1:25.529
2		200.0	33.926	36.129	1:30.044	8		236.3	33.345	38.616	1:30.409 Pit
3		237.8	32.217	34.315	1:25.219	9	7:21.735	187.8	34.758	35.833	8:32.326
4		237.8	31.874	34.559	1:24.967	10		237.3	32.114	34.656	1:25.300
5		236.3	32.393	34.308	1:25.067						
6		239.4	32.168	34.322	1:24.761						

21 VASILIAUSKAS LTU Darsena

1	20:29.649	182.1	40.980	39.808	21:50.437	8		240.5	32.147	34.150	1:24.384
2	21.353	210.1	38.541	36.786	1:36.680	9		238.9	32.406	38.341	1:28.855 Pit
3		239.4	34.482	35.422	1:28.315	10	6:27.721	209.7	34.961	35.941	7:38.623
4		238.4	32.754	34.138	1:25.194	11		239.4	32.146	33.925	1:24.246
5		237.3	32.199	33.881	1:24.205	12		242.6	31.956	33.875	1:23.964
6		239.4	32.066	33.983	1:24.209	13		240.0	36.803	36.614	1:31.583
7		207.6	39.718	38.190	1:36.159						



Weather/Track : Cloudy / Dry

Circuit Length - 4.023 kilometres
Donington Park
Donington

Printed at 10:26, Saturday, 15 August, 2009

© MST Systems Ltd, 2005 (www.mstworld.com)

Page 3

FIA Formula 2 Championship

Free Practice - Sector Analysis Report

Timing Bulletin 1

Lap S1 Time S1 Spd S2 Time S2 Spd S3 Time S3 Spd Lap Time Pit Lap S1 Time S1 Spd S2 Time S2 Spd S3 Time S3 Spd Lap Time Pit

22 SOUCEK					ESP FK-Automotive					
1	30:14.669	150.4	38.384	38.083	31:31.136	6	203.0	38.609	36.112	1:34.024
2	21.124	143.0	38.274	36.048	1:35.446	7	242.1	32.024	33.858	1:23.877
3		240.5	32.463	35.719	1:26.459	8	241.6	31.645	40.142	1:29.775 Pit
4		239.4	32.508	33.920	1:24.434					
5		240.0	32.134	33.800	1:23.932					

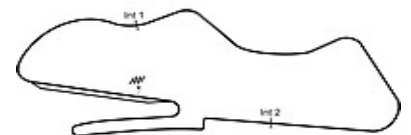
23 KARJALAINEN					FIN Everyman - LTC Rakennus					
1	20:53.479	154.2	42.238	39.871	22:15.588	8	237.3	32.301	38.833	1:29.294 Pit
2	21.586	159.7	39.225	37.631	1:38.442	9	6:02.344	201.1	33.615	7:10.807
3		237.3	34.538	36.538	1:29.891	10		235.8	32.875	34.378
4		237.3	32.668	34.809	1:25.908	11		235.8	32.688	34.490
5		237.3	32.285	34.354	1:24.870	12		238.4	32.510	34.329
6		238.9	32.649	34.504	1:25.395	13		234.2	32.678	34.734
7		233.2	32.372	34.306	1:24.993					1:26.161

24 GLADDIS					GBR Marrache & Co					
1	21:02.641	201.4	41.467	42.797	22:26.905	9	236.8	32.151	38.143	1:28.530 Pit
2		210.5	33.767	35.241	1:27.961	10	3:52.486	191.4	34.031	5:01.743
3		240.0	33.122	34.707	1:26.334	11		240.5	32.399	34.638
4		237.3	32.393	34.988	1:25.566	12		241.0	32.132	34.299
5		237.3	32.263	34.679	1:25.105	13		239.4	32.555	34.558
6		210.5	37.766	35.544	1:31.961	14		239.4	32.036	34.281
7		239.4	32.628	34.920	1:25.815					1:24.619
8		237.3	32.426	34.809	1:25.483					

25 PAVLOVIC					SRB Bobby Tech					
1	20:55.251	181.8	38.728	36.258	22:10.237	9	227.3	33.595	39.172	1:31.024 Pit
2		239.4	33.084	34.162	1:25.707	10	4:39.620	204.5	33.973	5:48.554
3		241.0	32.426	33.999	1:24.803	11		242.1	32.107	33.988
4		206.1	35.720	34.748	1:28.842	12		242.1	32.329	43.066
5		243.7	32.090	33.981	1:24.060	13		244.3	32.220	35.329
6		241.6	31.860	33.846	1:23.690	14		243.2	31.823	34.282
7		243.2	38.147	37.397	1:33.564					1:24.174
8		242.1	31.782	33.876	1:23.665					

27 SANCHEZ					ESP Go-Karts Orihuela Costa					
1	21:21.470	165.1	41.912	40.957	22:44.339	7	240.0	33.169	34.439	1:25.797
2	23.782	194.9	39.802	38.460	1:42.044	8		238.9	49.548	42.796
3	22.401	201.1	34.890	34.831	1:32.122	9	8:49.383	161.9	36.580	10:00.700
4		236.3	35.028	35.434	1:29.200	10		235.8	32.759	34.326
5		237.8	32.749	34.094	1:25.193					1:25.464
6		237.3	32.431	34.074	1:24.750					

31 MOORE					GBR Olney Tyres & Exhausts						
1	21:27.592	171.7	43.446	38.877	22:49.915	9	3:29.285	237.8	34.004	37.793	4:41.082
2		230.2	34.677	35.051	1:28.900	10		237.8	32.911	34.232	1:25.386
3		238.9	33.156	34.485	1:25.973	11		239.4	36.875	36.931	1:32.114
4		236.8	33.222	35.074	1:26.674	12		236.8	32.334	34.528	1:25.351
5		234.7	32.265	34.202	1:24.689	13		237.8	32.264	33.992	1:24.628
6		237.3	32.071	35.058	1:25.224	14		237.8	32.557	34.957	1:25.786
7		240.5	32.629	34.579	1:25.314						
8		240.5	32.881	37.540	1:28.570 Pit						



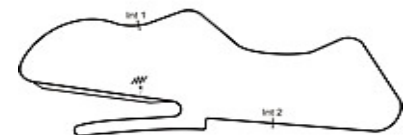
Weather/Track : Cloudy / Dry

Circuit Length - 4.023 kilometres
Donington Park
Donington

FIA Formula 2 Championship Free Practice - Sector Analysis Report

Timing Bulletin 1

Lap	S1 Time	S1 Spd	S2 Time	S2 Spd	S3 Time	S3 Spd	Lap Time	Pit	Lap	S1 Time	S1 Spd	S2 Time	S2 Spd	S3 Time	S3 Spd	Lap Time	Pit
33 ENG																	
1	21:36.884	111.4	40.096		44.687		23:01.667		9	233.7		32.302		34.075		1:24.623	
2		236.3	33.152		34.300		1:25.995		10	238.9		32.410		34.252		1:24.900	
3		241.0	33.022		37.517		1:29.002		11	237.3		32.222		34.248		1:24.628	
4		237.3	32.113		33.880		1:24.356		12	238.9		32.110		35.880		1:26.192	
5		238.4	32.168		34.005		1:24.264		13	237.8		32.098		34.192		1:24.489	
6		238.4	32.160		34.226		1:24.449		14	236.8		32.792		34.694		1:25.718	
7		238.9	32.127		37.933		1:28.267	Pit									
8	3:33.126	236.8	32.560		34.236		4:39.922										
AUT																	
European Racing Events																	



Weather/Track : Cloudy / Dry

Circuit Length - 4.023 kilometres
Donington Park
Donington