



*Rounds 7 & 8*  
Brands Hatch, UK  
17 - 19 July 2009

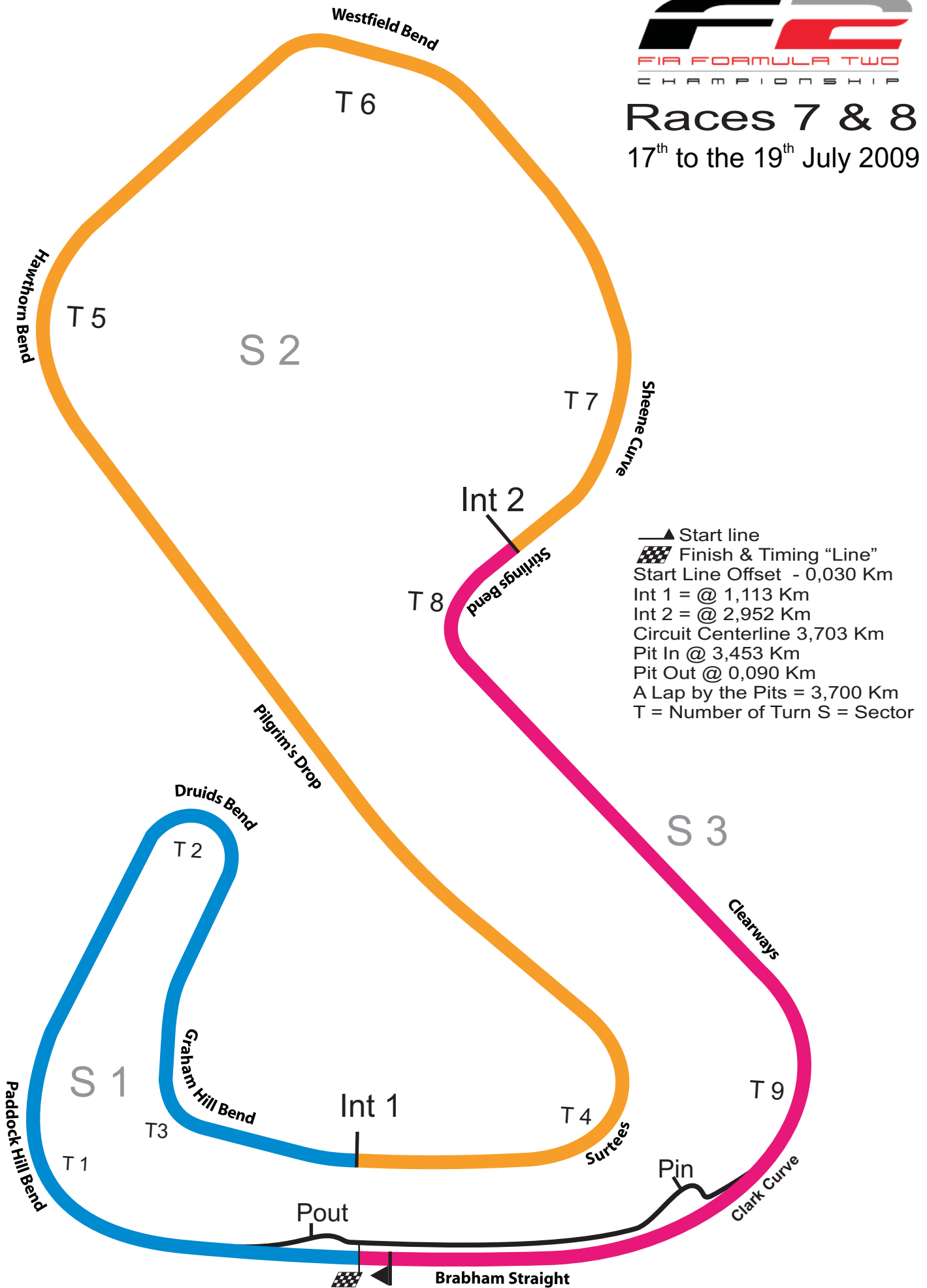


Timing and Results by MST Systems Ltd

[www.mstworld.com](http://www.mstworld.com)

# Races 7 & 8

17<sup>th</sup> to the 19<sup>th</sup> July 2009



## FIA Formula 2 Championship

### FREE PRACTICE 1

POS	NO	CL	DRIVER	NAT	SPONSOR	TIME	LAPS	GAP	KPH
1	15		<b>Mikhail ALESHIN</b>	<b>RUS</b>	Red Bull - Lukoil	1:19.634	14		167.40
2	4		<b>Julien JOUSSE</b>	<b>FRA</b>	E Leclerc	1:19.712	15	0.078	167.23
3	22		<b>Andy SOUCEK</b>	<b>ESP</b>	FK-Automotive	1:19.867	15	0.233	166.91
4	16		<b>Edoardo PISCOPO</b>	<b>ITA</b>	Auto Capital	1:19.869	15	0.235	166.90
5	31		<b>Jason MOORE</b>	<b>GBR</b>	Olney Tyres & Exhausts	1:19.895	12	0.261	166.85
6	2		<b>Sebastian HOHENTHAL</b>	<b>SWE</b>	Mafi - Sweden Team	1:19.925	16	0.291	166.79
7	12		<b>Robert WICKENS</b>	<b>CAN</b>	Red Bull - Lukoil	1:19.994	12	0.360	166.64
8	7		<b>Henry SURTEES</b>	<b>GBR</b>	Surtees	1:20.037	14	0.403	166.55
9	10		<b>Nicola DE MARCO</b>	<b>ITA</b>	Friulana Flange	1:20.054	16	0.420	166.52
10	21		<b>Kazim VASILIAUSKAS</b>	<b>LTU</b>	Darsena	1:20.093	15	0.459	166.44
11	11		<b>Jack CLARKE</b>	<b>GBR</b>	KSS Design Group	1:20.109	15	0.475	166.40
12	5		<b>Alex BRUNDLE</b>	<b>GBR</b>	Sen - GAC - Nasstar	1:20.146	17	0.512	166.33
13	8		<b>Tobias HEGEWALD</b>	<b>GER</b>	Interwetten	1:20.147	16	0.513	166.32
14	25		<b>Milos PAVLOVIC</b>	<b>SRB</b>	Bobby Tech	1:20.315	15	0.681	165.98
15	24		<b>Tom GLADDIS</b>	<b>GBR</b>	Marrache & Co	1:20.572	14	0.938	165.45
16	18		<b>Natacha GACHNANG</b>	<b>SUI</b>	Motorex	1:20.684	14	1.050	165.22
17	3		<b>Jolyon PALMER</b>	<b>GBR</b>	Comma	1:20.706	15	1.072	165.17
18	33		<b>Philipp ENG</b>	<b>AUT</b>	European Racing Events	1:20.724	16	1.090	165.14
19	23		<b>Henri KARJALAINEN</b>	<b>FIN</b>	Everyman - LTC Rakennus	1:20.840	16	1.206	164.90
20	20		<b>Jens HOING</b>	<b>GER</b>	HASKAMP	1:20.852	15	1.218	164.87
21	17		<b>Carlos IACONELLI</b>	<b>BRA</b>	Iaconelli.com	1:20.984	15	1.350	164.61
22	14		<b>Mirko BORTOLOTTI</b>	<b>ITA</b>	Red Bull	1:21.431	10	1.797	163.70
23	6		<b>Armaan EBRAHIM</b>	<b>IND</b>	JK Racing	1:21.444	15	1.810	163.68
24	27		<b>German SANCHEZ</b>	<b>ESP</b>	Go-Karts Orihuela Costa	1:21.492	15	1.858	163.58
25	9		<b>Pietro GANDOLFI</b>	<b>ITA</b>	Piscine Laghetto	1:24.077	15	4.443	158.55

Weather/Track: Cloudy 16°/Dry 22°

Brands Hatch GP  
Circuit Length = 3.7030 km.  
Start: 10:40 End: 11:10

Race Director:	Steward:	Timekeeper:
----------------	----------	-------------

# FIA Formula 2 Championship

## Free Practice 1 - Sector Analysis Report

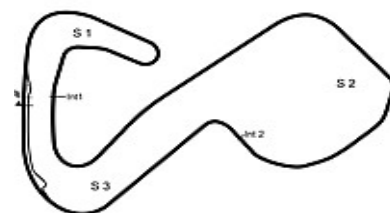
Lap S1 Time S1 Spd S2 Time S2 Spd S3 Time S3 Spd Lap Time Pit Lap S1 Time S1 Spd S2 Time S2 Spd S3 Time S3 Spd Lap Time Pit

2 HOENTHAL			SWE			Mafi - Sweden Team							
1	31:17.932	178.2	45.070	1:59.093	34:02.095	Pit	10	25.995	197.0	35.882	19.296	237.3	1:21.173
2	34.088	178.5	39.379	20.624	235.8	1:34.091	11	25.659	196.7	35.404	19.094	237.3	1:20.157
3	27.488	194.2	37.389	19.860	237.8	1:24.737	12	25.640	197.8	35.231	19.114	237.3	1:19.985
4	27.181	190.8	39.519	19.950	237.3	1:26.650	13	25.604	197.8	37.968	19.580	236.8	1:23.152
5	26.444	195.6	36.353	19.416	237.8	1:22.213	14	25.765	197.8	35.141	19.019	237.3	1:19.925
6	25.930	196.3	36.386	19.510	239.4	1:21.826	15	25.984	198.8		54.521	236.3	1:20.505
7	25.915	197.0	35.868	19.243	237.8	1:21.026	16	25.867	197.8		54.512	237.8	1:20.379
8	25.779	196.3	36.611	6:40.160		7:42.550	Pit						
9	42.449	186.2	37.699	19.933	235.2	1:40.081							

3 PALMER			GBR			Comma							
1	30:47.466	152.9	42.198	2:45.426	34:15.090	Pit	9	36.562	191.4	37.791	19.729	238.4	1:34.082
2	31.876	183.6	39.829	20.813	237.3	1:32.518	10	26.454	198.1	35.709	19.297	238.4	1:21.460
3	27.423	190.8	37.627	20.714	232.2	1:25.764	11	26.016	198.5	35.713	19.228	237.8	1:20.957
4	27.304	193.8	37.519	19.711	238.9	1:24.534	12	26.042	197.4	35.569	19.234	237.8	1:20.845
5	26.482	196.7	36.691	19.654	238.4	1:22.827	13	25.963	196.7	35.546	20.269	237.8	1:21.778
6	26.609	197.8	36.699	19.711	239.4	1:23.019	14	26.100	197.4	35.465	19.141	239.4	1:20.706
7	26.099	199.6	36.324	19.548	239.4	1:21.971	15	25.973	197.8		58.340	237.8	1:24.313
8	26.444	196.7	39.366	6:52.721		7:58.531	Pit						

4 JOUSSE			FRA			E Leclerc							
1	30:59.016	158.1	43.553	2:05.859	33:48.428	Pit	9	38.203	184.6	37.284	19.472	237.8	1:34.959
2	33.371	181.5	39.557	20.262	236.3	1:33.190	10	26.164	192.8	35.630	19.252	236.8	1:21.046
3	27.274	192.5	37.870	19.715	238.9	1:24.859	11	25.882	196.7	35.598	19.270	236.3	1:20.750
4	26.452	196.3	36.931	19.511	239.4	1:22.894	12	25.663	196.3	35.289	19.039	238.9	1:19.991
5	26.336	195.2	36.677	21.172	236.8	1:24.185	13	25.465	197.8	38.417	19.737	237.3	1:23.619
6	25.977	196.3	36.131	19.390	238.4	1:21.498	14	25.554	198.1	35.147	19.011	237.8	1:19.712
7	26.063	198.1	35.990	19.161	239.4	1:21.214	15	25.852	197.4		59.428	228.8	1:25.280
8	1:56.944	192.8	42.549	5:46.083		8:25.576	Pit						

5 BRUNDLE			GBR			Sen - GAC - Nasstar							
1	30:52.626	187.8	39.557	2:11.503	33:43.686	Pit	10	32.513	193.2	36.191	19.478	240.0	1:28.182
2	33.282	193.8	37.488	20.027	235.8	1:30.797	11	26.069	197.4	37.446	20.001	239.4	1:23.516
3	26.559	197.4	36.083	19.610	237.8	1:22.252	12	26.342	197.0	36.857	19.643	238.4	1:22.842
4	26.090	197.8	35.538	19.370	239.4	1:20.998	13	25.738	199.2	35.364	19.252	237.8	1:20.354
5	25.953	197.4	35.386	20.158	234.7	1:21.497	14	25.860	197.4	35.400	19.232	238.4	1:20.492
6	25.850	198.8	35.387	19.216	237.8	1:20.453	15	25.839	199.6	35.022	19.378	238.4	1:20.239
7	25.681	198.5	35.257	19.208	239.4	1:20.146	16	26.161	198.8	35.959	19.381	240.5	1:21.501
8	25.720	196.7	36.786	20.057	236.3	1:22.563	17	26.530	195.2		55.102	240.0	1:21.632
9	27.300	168.4	41.826	5:35.573		6:44.699	Pit						



Weather/Track: Cloudy 16° /Dry 22°

Circuit Length - 3.703 kilometres  
Grand Prix Circuit  
Brands Hatch

Printed at 11:17, Friday, 17 July, 2009

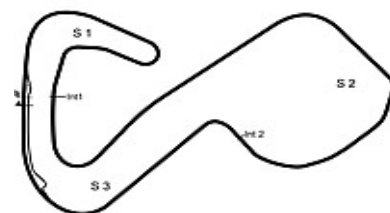
© MST Systems Ltd, 2005 (www.mstworld.com)

Page 1

# FIA Formula 2 Championship

## Free Practice 1 - Sector Analysis Report

Lap	S1 Time	S1 Spd	S2 Time	S2 Spd	S3 Time	S3 Spd	Lap Time	Pit	Lap	S1 Time	S1 Spd	S2 Time	S2 Spd	S3 Time	S3 Spd	Lap Time	Pit
<b>6 EBRAHIM IND JK Racing</b>																	
1	30:58.758	167.1	49.175		2:40.090		34:28.023	Pit	9	27.354	193.5	37.569		19.869	238.4	1:24.792	
2	39.019	180.9	45.186		22.587	231.2	1:46.792		10	26.325	197.4	37.991		20.146	237.8	1:24.462	
3	29.998	190.4	41.721		21.948	203.7	1:33.667		11	26.174	197.8	36.488		19.306	238.4	1:21.968	
4	30.046	165.3	39.997		21.054	225.9	1:31.097		12	25.997	196.7	36.160		19.287	238.4	1:21.444	
5	28.504	195.6	39.192		20.357	236.8	1:28.053		13	26.161	198.1	37.260		19.489	235.8	1:22.910	
6	27.952	194.9	39.847		20.240	237.3	1:28.039		14	26.261	197.0	36.305		19.344	237.8	1:21.910	
7	1:56.971	194.2	41.621		5:08.269		7:46.861	Pit	15	25.959	196.0			58.206	238.4	1:24.165	
8	32.263	192.8	38.619		20.242	236.8	1:31.124										
<b>7 SURTEES GBR Surtees</b>																	
1	31:03.653	183.9	43.582		2:03.070		33:50.305	Pit	9	25.493	195.6	36.131		19.214	238.4	1:20.838	
2	30.767	193.5	39.195		20.220	236.8	1:30.182		10	25.546	196.0	35.808		19.045	238.4	1:20.399	
3	27.438	195.2	37.847		19.486	237.3	1:24.771		11	25.439	197.0	35.960		19.042	236.3	1:20.441	
4	25.999	197.4	36.833		20.711	236.3	1:23.543		12	25.750	196.0	35.792		18.985	238.9	1:20.527	
5	25.933	196.7	36.507		2:09.650		3:12.090	Pit	13	25.423	195.6	35.691		18.923	238.4	1:20.037	
6	32.182	196.7	37.295		19.256	237.8	1:28.733		14	25.566	196.3	35.953		1:48.625		2:50.144	Pit
7	25.808	194.5	38.712		6:01.324		7:05.844	Pit									
8	31.434	193.2	36.828		19.204	236.8	1:27.466										
<b>8 HEGEWALD GER Interwetten</b>																	
1	31:06.940	164.3	43.494		2:01.437		33:51.871	Pit	10	25.809	197.4	35.802		19.730	240.5	1:21.341	
2	32.817	191.1	39.328		20.505	234.7	1:32.650		11	26.785	198.5	43.791		23.013	240.0	1:33.589	
3	27.892	190.8	38.238		19.990	238.9	1:26.120		12	25.591	197.8	35.453		19.103	240.0	1:20.147	
4	26.609	197.4	36.472		19.543	237.3	1:22.624		13	25.673	196.3	35.463		19.098	240.0	1:20.234	
5	25.860	197.8	35.897		19.373	239.4	1:21.130		14	25.733	197.8	35.723		19.196	238.4	1:20.652	
6	25.991	194.9	36.624		22.593	240.5	1:25.208		15	25.799	197.4	35.528		19.361	237.8	1:20.688	
7	25.900	198.1	35.422		19.262	238.9	1:20.584		16	25.740	198.1			55.495	240.0	1:21.235	
8	25.670	196.7	37.014		6:45.675		7:48.359	Pit									
9	33.297	194.9	36.420		19.370	241.6	1:29.087										
<b>9 GANDOLFI ITA Piscine Laghetto</b>																	
1	31:29.180	142.1	54.881		1:47.824		34:11.885	Pit	9	34.850	189.1	41.079		20.831	236.8	1:36.760	
2	36.855	168.4	42.859		21.915	223.1	1:41.629		10	29.848	187.5	39.627		20.823	237.3	1:30.298	
3	30.042	185.2	40.551		20.916	234.7	1:31.509		11	27.132	197.0	38.397		20.138	236.3	1:25.667	
4	28.859	189.4	39.815		20.502	235.8	1:29.176		12	27.387	196.3	38.964		20.322	237.3	1:26.673	
5	29.146	194.9	38.926		20.600	237.3	1:28.672		13	26.991	197.8	37.724		20.597	237.8	1:25.312	
6	27.868	194.9	38.617		20.619	238.4	1:27.104		14	26.891	197.0	38.469		19.884	236.8	1:25.244	
7	27.053	197.0	41.172		21.553	233.7	1:29.778		15	26.981	196.7			57.096	236.3	1:24.077	
8	28.087	194.2	41.113		6:22.331		7:31.531	Pit									



Weather/Track: Cloudy 16° /Dry 22°

Circuit Length - 3.703 kilometres  
Grand Prix Circuit  
Brands Hatch

Printed at 11:17, Friday, 17 July, 2009

© MST Systems Ltd, 2005 (www.mstworld.com)

Page 2

# FIA Formula 2 Championship

## Free Practice 1 - Sector Analysis Report

Lap S1 Time S1 Spd S2 Time S2 Spd S3 Time S3 Spd Lap Time Pit Lap S1 Time S1 Spd S2 Time S2 Spd S3 Time S3 Spd Lap Time Pit

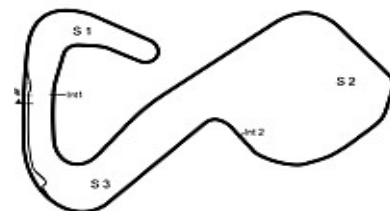
10 DE MARCO				ITA				Friulana Flange						
1	31:04.323	165.6	44.140	2:05.052		33:53.515	Pit	10	26.155	195.6	36.399	19.618	239.4	1:22.172
2	34.861	174.1	41.245	21.916	225.9	1:38.022		11	25.833	197.4	35.907	19.433	239.4	1:21.173
3	29.563	193.5	38.156	20.380	238.9	1:28.099		12	25.599	197.4	35.902	19.225	240.0	1:20.726
4	26.687	197.8	36.704	19.469	238.4	1:22.860		13	25.606	198.1	35.671	19.087	240.0	1:20.364
5	26.263	197.8	37.166	19.434	239.4	1:22.863		14	25.494	200.0	35.481	19.079	238.4	1:20.054
6	26.183	198.8	36.619	19.479	240.5	1:22.281		15	25.603	199.2	35.423	19.092	240.0	1:20.118
7	25.892	198.5	36.042	19.350	238.4	1:21.284		16	26.268	181.5		57.532	235.2	1:23.800
8	26.104	198.8	37.878	6:39.638		7:43.620	Pit							
9	41.124	194.2	37.862	19.996	237.3	1:38.982								

11 CLARKE				GBR				KSS Design Group						
1	31:16.013	165.1	44.912	1:57.221		33:58.146	Pit	9	40.493	180.6	39.742	20.055	235.2	1:40.290
2	33.305	180.0	39.998	20.548	236.3	1:33.851		10	26.356	194.5	35.864	19.308	236.3	1:21.528
3	28.170	197.4	37.434	19.971	238.4	1:25.575		11	25.704	197.0	35.746	19.062	236.8	1:20.512
4	26.380	197.4	36.799	19.320	235.2	1:22.499		12	25.708	197.4	35.394	19.012	236.8	1:20.114
5	26.537	194.9	36.073	19.288	237.3	1:21.898		13	26.005	193.5	36.706	19.302	236.3	1:22.013
6	25.762	198.5	35.975	19.198	238.4	1:20.935		14	25.769	196.3	35.488	19.188	236.3	1:20.445
7	25.706	198.5	35.832	19.333	237.8	1:20.871		15	25.643	196.3		54.466	237.3	1:20.109
8	26.508	195.6	41.364	6:45.968		7:53.840	Pit							

12 WICKENS				CAN				Red Bull - Lukoil						
1	31:14.633	146.3	45.225	1:56.950		33:56.808	Pit	8	25.811	195.6	36.781	19.313	239.4	1:21.905
2	33.549	191.1	39.733	20.323	236.3	1:33.605		9	25.696	197.0	35.451	18.868	240.0	1:20.015
3	27.409	197.0	37.398	19.577	238.9	1:24.384		10	27.665	157.4	36.434	19.148	238.9	1:23.247
4	36.457	85.9	45.798	19.799	238.4	1:42.054		11	26.125	196.7	36.607	19.059	238.4	1:21.791
5	26.152	196.7	36.137	2:45.148		3:47.437	Pit	12	25.372	198.8	35.572	19.050	238.9	1:19.994
6	44.510	193.5	38.873	6:05.648		7:29.031	Pit							
7	31.679	194.9	36.377	19.325	236.8	1:27.381								

14 BORTOLOTTI				ITA				Red Bull						
1	33:20.725			8:35.519		41:56.244	Pit	7	26.016	199.6	36.093	19.322	239.4	1:21.431
2	2:07.121	162.6	40.212	5:16.556		8:03.889	Pit	8	26.472	200.3	38.752	19.472	239.4	1:24.696
3	30.911	194.5	37.650	19.946	240.5	1:28.507		9	26.390	197.8	36.007	19.294	240.5	1:21.691
4	26.420	194.9	36.799	19.578	241.0	1:22.797		10	26.199	198.1		55.534	240.5	1:21.733
5	26.015	198.5	36.262	19.461	240.5	1:21.738								
6	27.293	199.2	36.156	19.321	240.0	1:22.770								

15 ALESHIN				RUS				Red Bull - Lukoil						
1	31:11.356	154.7	46.358	1:57.184		33:54.898	Pit	9	41.045	196.0	37.252	19.429	238.4	1:37.726
2	34.099	178.8	40.078	20.443	233.2	1:34.620		10	26.118	198.1	35.611	18.992	240.5	1:20.721
3	29.165	196.3	37.727	19.668	239.4	1:26.560		11	25.864	198.8	35.505	18.944	240.0	1:20.313
4	27.090	200.0	36.864	19.313	237.8	1:23.267		12	25.753	199.6	35.356	18.927	240.5	1:20.036
5	28.856	196.3	36.825	19.281	237.8	1:24.962		13	25.627	199.2	35.121	18.886	238.4	1:19.634
6	26.005	200.3	36.444	19.087	241.0	1:21.536		14	26.700	199.6	35.602	18.894	238.4	1:21.196
7	25.977	198.8	35.891	19.175	240.5	1:21.043								
8	26.202	189.8	37.408	6:48.418		7:52.028	Pit							



Weather/Track: Cloudy 16° /Dry 22°

Circuit Length - 3.703 kilometres  
Grand Prix Circuit  
Brands Hatch

Printed at 11:17, Friday, 17 July, 2009

© MST Systems Ltd, 2005 (www.mstworld.com)

Page 3

# FIA Formula 2 Championship

## Free Practice 1 - Sector Analysis Report

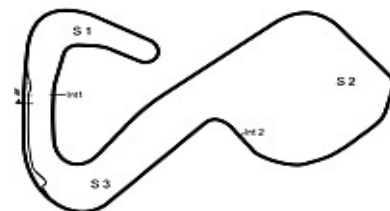
Lap S1 Time S1 Spd S2 Time S2 Spd S3 Time S3 Spd Lap Time Pit Lap S1 Time S1 Spd S2 Time S2 Spd S3 Time S3 Spd Lap Time Pit

16 PISCOPO						ITA Auto Capital							
1	31:21.806	143.0	46.371	2:00.026	34:08.203	Pit	9	32.124	176.1	38.933	19.535	237.8	1:30.592
2	33.443	156.2	39.302	20.385	233.7	1:33.130	10	25.826	196.3	35.567	19.054	237.3	1:20.447
3	27.320	185.8	37.297	19.755	236.8	1:24.372	11	25.763	198.5	35.071	19.063	236.3	1:19.897
4	26.474	190.1	40.151	19.875	235.8	1:26.500	12	25.784	197.4	35.184	18.901	237.3	1:19.869
5	26.241	190.1	36.496	19.210	236.3	1:21.947	13	25.840	197.4	35.203	19.048	236.8	1:20.091
6	26.159	195.2	35.947	19.230	237.8	1:21.336	14	25.758	197.4	36.481	20.526	236.8	1:22.765
7	25.938	198.5	36.221	19.143	238.4	1:21.302	15	25.914	198.8		58.430	236.3	1:24.344
8	25.845	196.3	37.686	7:14.107		8:17.638	Pit						

17 IACONELLI						BRA laconelli.com							
1	31:25.354	137.4	46.261	1:58.371	34:09.986	Pit	9	41.535	192.5	37.490	19.620	236.8	1:38.645
2	34.572	183.3	41.682	21.479	219.9	1:37.733	10	26.175	196.7	36.601	19.217	236.3	1:21.993
3	28.564	178.8	39.549	20.567	234.2	1:28.680	11	26.020	195.2	36.270	19.202	236.8	1:21.492
4	28.224	193.8	40.095	20.404	236.3	1:28.723	12	25.807	198.5	36.113	19.064	237.3	1:20.984
5	27.088	194.5	38.219	20.126	234.7	1:25.433	13	25.897	194.9	36.038	19.249	237.3	1:21.184
6	26.852	196.0	37.763	19.846	236.3	1:24.461	14	25.820	194.2	35.893	22.238	166.4	1:23.951
7	26.628	197.4	37.190	20.195	234.2	1:24.013	15	27.129	198.8		54.748	236.8	1:21.877
8	27.230	195.2	43.724	6:10.364		7:21.318	Pit						

18 GACHNANG						SUI Motorex							
1	31:12.868	144.5	45.799	2:06.471	34:05.138	Pit	9	26.423	190.1	38.884	20.176	235.8	1:25.483
2	33.989	183.9	39.392	20.578	227.3	1:33.959	10	26.099	193.8	36.591	19.647	233.7	1:22.337
3	27.831	189.1	38.122	20.000	233.2	1:25.953	11	25.876	194.2	36.168	19.357	234.2	1:21.401
4	26.414	193.2	37.331	19.689	232.7	1:23.434	12	25.567	194.9	35.754	19.363	234.2	1:20.684
5	26.498	193.2	36.342	19.462	235.2	1:22.302	13	26.646	192.1	36.298	19.341	235.8	1:22.285
6	26.180	193.5	37.099	20.088	234.7	1:23.367	14	26.138	194.5		55.907	233.2	1:22.045
7	26.105	193.5	7:38.419	1:42.209		9:46.733	Pit						
8	33.086	188.4	38.210	19.954	231.7	1:31.250							

20 HOING						GER HASKAMP							
1	31:32.282	139.7	55.699	1:54.061	34:22.042	Pit	9	36.348	185.2	37.958	20.753	235.8	1:35.059
2	34.548	165.6	40.767	21.067	234.2	1:36.382	10	25.981	195.2	35.986	19.872	236.8	1:21.839
3	28.780	178.5	38.088	20.059	235.8	1:26.927	11	25.944	194.2	35.773	19.385	236.3	1:21.102
4	27.663	194.2	36.647	19.576	236.8	1:23.886	12	25.754	197.8	35.617	19.481	236.8	1:20.852
5	26.339	196.0	36.344	19.605	235.8	1:22.288	13	25.810	197.0	35.844	19.299	235.8	1:20.953
6	26.283	196.3	37.643	19.862	239.4	1:23.788	14	25.802	197.4	36.308	21.720	236.8	1:23.830
7	26.677	198.8	37.694	22.373	234.2	1:26.744	15	25.769	198.8		55.126	236.3	1:20.895
8	26.251	197.0	42.456	6:28.314		7:37.021	Pit						



Weather/Track: Cloudy 16° /Dry 22°

Circuit Length - 3.703 kilometres  
Grand Prix Circuit  
Brands Hatch

Printed at 11:17, Friday, 17 July, 2009

© MST Systems Ltd, 2005 (www.mstworld.com)

Page 4

# FIA Formula 2 Championship

## Free Practice 1 - Sector Analysis Report

Lap S1 Time S1 Spd S2 Time S2 Spd S3 Time S3 Spd Lap Time Pit Lap S1 Time S1 Spd S2 Time S2 Spd S3 Time S3 Spd Lap Time Pit

### 21 VASILIAUSKAS

LTU

Darsena

1	30:54.367	177.3	41.992	2:09.081	33:45.440	Pit	9	32.805	194.9	36.617	19.332	238.4	1:28.754
2	34.361	190.4	39.029	20.532	236.8	1:33.922	10	25.767	197.4	35.649	19.376	240.5	1:20.792
3	27.714	192.5	37.121	19.852	237.8	1:24.687	11	26.361	198.1	35.561	19.051	237.3	1:20.973
4	26.585	197.8	36.590	19.420	237.8	1:22.595	12	25.985	195.6	35.322	18.928	238.4	1:20.235
5	26.273	195.6	36.429	19.420	237.3	1:22.122	13	25.780	198.5	35.265	19.528	235.2	1:20.573
6	25.962	197.4	36.123	19.428	238.4	1:21.513	14	26.153	198.5	35.312	19.040	237.8	1:20.505
7	27.089	196.3	37.392	19.444	238.4	1:23.925	15	25.964	197.0		54.129	238.4	1:20.093
8	1:49.917	175.0	39.900	6:40.011	9:09.828	Pit							

### 22 SOUCEK

ESP

FK-Automotive

1	31:16.880	172.2	44.966	1:57.789	33:59.635	Pit	9	42.108	193.2	37.725	19.872	236.8	1:39.705
2	32.734	189.1	38.436	20.547	232.7	1:31.717	10	25.767	195.2	35.091	19.206	235.8	1:20.064
3	27.868	195.2	37.446	22.260	237.8	1:27.574	11	25.587	195.6	35.184	19.096	237.8	1:19.867
4	26.025	197.8	36.100	19.468	237.3	1:21.593	12	25.609	196.7	35.103	19.335	237.3	1:20.047
5	26.367	197.4	36.071	19.359	237.3	1:21.797	13	29.000	189.1	36.202	19.286	237.8	1:24.488
6	26.630	185.8	36.076	19.863	238.9	1:22.569	14	25.803	197.8	35.165	18.973	238.4	1:19.941
7	25.941	198.1	35.242	19.134	238.4	1:20.317	15	25.675	196.3		54.349	236.3	1:20.024
8	25.786	199.6	37.445	6:55.951	7:59.182	Pit							

### 23 KARJALAINEN

FIN

Everyman - LTC Rakennus

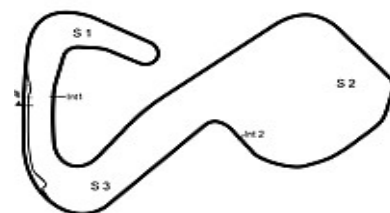
1	31:20.521	161.1	45.991	2:00.248	34:06.760	Pit	10	26.069	195.2	36.087	19.368	239.4	1:21.524
2	34.889	155.6	40.954	21.521	210.5	1:37.364	11	26.806	196.0	36.193	20.091	241.0	1:23.090
3	28.764	183.3	38.799	20.823	211.7	1:28.386	12	31.313	195.2	36.251	19.093	237.8	1:26.657
4	28.960	191.8	37.730	20.879	212.1	1:27.569	13	26.060	197.0	36.311	19.265	236.8	1:21.636
5	27.682	193.5	37.960	19.679	236.3	1:25.321	14	25.682	197.0	35.963	19.485	238.4	1:21.130
6	26.797	194.9	37.660	19.862	237.8	1:24.319	15	25.875	196.7	35.766	19.199	240.0	1:20.840
7	26.555	195.6	36.548	19.639	237.3	1:22.742	16	26.248	191.1		1:01.783	213.0	1:28.031
8	26.158	194.5	37.826	6:13.534	7:17.518	Pit							
9	32.441	193.5	36.683	19.402	239.4	1:28.526							

### 24 GLADDIS

GBR

Marrache & Co

1	31:55.120	161.6	45.521	2:38.267	35:18.908	Pit	9	26.155	194.9	36.568	19.396	236.8	1:22.119
2	35.255	189.4	38.885	20.281	233.7	1:34.421	10	25.823	195.2	36.040	19.401	238.4	1:21.264
3	26.571	194.5	37.593	19.558	234.7	1:23.722	11	25.741	194.9	36.055	19.294	235.8	1:21.090
4	26.112	194.2	37.142	19.498	235.8	1:22.752	12	25.571	194.5	35.884	19.117	234.7	1:20.572
5	26.814	186.2	47.707	22.503	235.2	1:37.024	13	25.632	197.0	36.511	20.337	236.8	1:22.480
6	26.227	194.9	36.742	19.453	236.8	1:22.422	14	25.591	197.4		55.834	238.9	1:21.425
7	25.974	195.6	37.247	6:46.823	7:50.044	Pit							
8	43.230	189.8	38.102	20.039	238.4	1:41.371							



Weather/Track: Cloudy 16° /Dry 22°

Circuit Length - 3.703 kilometres  
Grand Prix Circuit  
Brands Hatch

Printed at 11:17, Friday, 17 July, 2009

© MST Systems Ltd, 2005 (www.mstworld.com)

Page 5

# FIA Formula 2 Championship

## Free Practice 1 - Sector Analysis Report

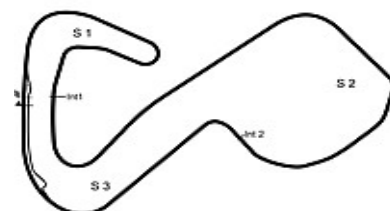
Lap S1 Time S1 Spd S2 Time S2 Spd S3 Time S3 Spd Lap Time Pit Lap S1 Time S1 Spd S2 Time S2 Spd S3 Time S3 Spd Lap Time Pit

25 PAVLOVIC SRB Bobby Tech													
1	31:18.319	156.0	46.216	1:59.248	34:03.783 Pit	9	44.120	185.2	38.359	19.787	235.2	1:42.266	
2	33.840	180.3	39.501	20.739	232.2	1:34.080	10	25.765	196.0	35.948	19.168	236.3	1:20.881
3	26.824	192.8	37.633	19.872	237.3	1:24.329	11	25.603	196.0	35.666	19.057	235.8	1:20.326
4	26.116	192.5	37.894	19.707	234.7	1:23.717	12	25.460	197.4	35.526	19.329	235.8	1:20.315
5	25.937	196.7	36.842	19.465	236.3	1:22.244	13	25.485	196.3	35.570	19.263	235.8	1:20.318
6	25.756	197.0	36.712	19.273	238.4	1:21.741	14	28.502	190.8	37.559	19.493	236.3	1:25.554
7	25.617	198.1	36.138	19.206	237.3	1:20.961	15	25.482	197.0		56.851	235.8	1:22.333
8	25.503	198.5	37.253	6:53.667		7:56.423 Pit							

27 SANCHEZ ESP Go-Karts Orihuela Costa													
1	31:31.228	155.6	54.756	1:52.804	34:18.788 Pit	9	42.516	191.8	41.053	20.503	236.3	1:44.072	
2	35.196	174.4	42.674	21.461	231.7	1:39.331	10	26.486	194.5	36.316	19.914	235.8	1:22.716
3	29.711	182.1	39.643	20.652	232.7	1:30.006	11	27.398	195.2	37.041	20.770	237.3	1:25.209
4	27.601	193.5	38.628	20.390	236.3	1:26.619	12	25.872	197.0	36.398	19.720	237.3	1:21.990
5	27.674	196.0	37.997	20.563	235.2	1:26.234	13	25.810	195.2	36.102	19.580	237.3	1:21.492
6	26.719	195.6	37.825	20.533	238.4	1:25.077	14	25.873	196.3	36.223	19.865	236.8	1:21.961
7	26.480	196.0	37.537	20.171	237.3	1:24.188	15	25.869	195.2		56.312	236.3	1:22.181
8	26.536	193.8	46.803	5:59.236		7:12.575 Pit							

31 MOORE GBR Olney Tyres & Exhausts													
1	31:31.690	148.9	54.993	2:49.704	35:16.387 Pit	8	32.897	194.2	36.858	20.082	238.4	1:29.837	
2	32.106	194.2	37.746	19.884	236.8	1:29.736	9	26.141	196.0	35.228	19.194	238.4	1:20.563
3	25.966	198.1	36.405	19.698	237.3	1:22.069	10	25.622	196.7	35.144	19.129	239.4	1:19.895
4	26.043	196.0	35.748	19.390	237.3	1:21.181	11	26.773	197.0	35.949	19.367	240.0	1:22.089
5	25.917	197.8	35.888	19.376	240.0	1:21.181	12	26.308	197.0	35.737	19.367	239.4	1:21.412
6	26.235	197.0	36.485	19.274	237.8	1:21.994							
7	1:48.762	182.1	39.726	5:22.895		7:51.383 Pit							

33 ENG AUT European Racing Events													
1	31:41.207	159.5	48.715	1:50.271	34:20.193 Pit	10	25.905	196.0	35.912	19.214	238.4	1:21.031	
2	33.021	180.0	41.867	20.107	237.8	1:34.995	11	25.844	195.6	39.473	19.152	241.0	1:24.469
3	27.471	189.4	37.248	19.768	237.8	1:24.487	12	25.814	198.1	35.941	19.032	240.0	1:20.787
4	26.229	195.6	38.472	19.668	236.8	1:24.369	13	25.761	196.7	35.764	19.199	239.4	1:20.724
5	26.277	197.0	36.548	19.410	241.0	1:22.235	14	25.642	198.1	36.099	21.469	239.4	1:23.210
6	26.240	196.7	36.690	19.373	241.6	1:22.303	15	25.711	197.8	35.890	19.590	238.9	1:21.191
7	26.014	198.5	36.688	19.610	239.4	1:22.312	16	25.582	198.8		55.552	237.8	1:21.134
8	25.864	199.2	39.140	6:15.419		7:20.423 Pit							
9	31.454	196.7	39.499	19.428	240.0	1:30.381							



Weather/Track: Cloudy 16° /Dry 22°

Circuit Length - 3.703 kilometres  
Grand Prix Circuit  
Brands Hatch

Printed at 11:17, Friday, 17 July, 2009

© MST Systems Ltd, 2005 (www.mstworld.com)

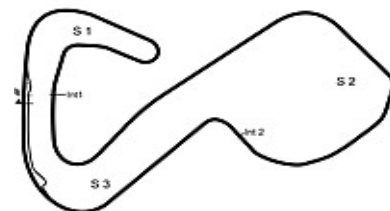
Page 6

# FIA Formula 2 Championship

## Free Practice 1 - Best Sector Times Report

POS	NO	SECTOR 1		NO	SECTOR 2		NO	SECTOR 3		NO	NAME	IDEAL/BEST LAP COMPARISON			DIFF
		TIME	LAP		TIME	LAP		TIME	LAP			IDEAL	BEST	LAP	
1	12	25.372	12	5	35.022	15	12	18.868	9	4	JOUSSE	1:19.623	1:19.712	14	+ 0.089
2	7	25.423	13	16	35.071	11	15	18.886	13	15	ALESHIN	1:19.634	1:19.634	13	+ 0.000
3	25	25.460	12	22	35.091	10	16	18.901	12	22	SOUCEK	1:19.651	1:19.867	11	+ 0.216
4	4	25.465	13	15	35.121	13	7	18.923	13	12	WICKENS	1:19.691	1:19.994	12	+ 0.303
5	10	25.494	14	2	35.141	14	21	18.928	12	16	PISCOPO	1:19.730	1:19.869	12	+ 0.139
6	18	25.567	12	31	35.144	10	22	18.973	14	2	HOHENTHAL	1:19.764	1:19.925	14	+ 0.161
7	24	25.571	12	4	35.147	14	4	19.011	14	31	MOORE	1:19.895	1:19.895	10	+ 0.000
8	33	25.582	16	21	35.265	13	11	19.012	12	5	BRUNDLE	1:19.911	1:20.146	7	+ 0.235
9	22	25.587	11	11	35.394	12	2	19.019	14	21	VASILIAUSK	1:19.960	1:20.093	15	+ 0.133
10	8	25.591	12	8	35.422	7	33	19.032	12	10	DE MARCO	1:19.996	1:20.054	14	+ 0.058
11	2	25.604	13	10	35.423	15	25	19.057	11	7	SURTEES	1:20.037	1:20.037	13	+ 0.000
12	31	25.622	10	12	35.451	9	17	19.064	12	25	PAVLOVIC	1:20.043	1:20.315	12	+ 0.272
13	15	25.627	13	3	35.465	14	10	19.079	14	11	CLARKE	1:20.049	1:20.109	15	+ 0.060
14	11	25.643	15	25	35.526	12	23	19.093	12	8	HEGEWALD	1:20.111	1:20.147	12	+ 0.036
15	5	25.681	7	20	35.617	12	8	19.098	13	33	ENG	1:20.378	1:20.724	13	+ 0.346
16	23	25.682	14	7	35.691	13	24	19.117	12	23	KARJALAIN	1:20.541	1:20.840	15	+ 0.299
17	20	25.754	12	18	35.754	12	31	19.129	10	3	PALMER	1:20.569	1:20.706	14	+ 0.137
18	16	25.758	14	33	35.764	13	3	19.141	14	24	GLADDIS	1:20.572	1:20.572	12	+ 0.000
19	21	25.767	10	23	35.766	15	5	19.208	7	18	GACHNANG	1:20.662	1:20.684	12	+ 0.022
20	17	25.807	12	24	35.884	12	6	19.287	12	20	HOING	1:20.670	1:20.852	12	+ 0.182
21	27	25.810	13	17	35.893	14	14	19.294	9	17	IACONELLI	1:20.764	1:20.984	12	+ 0.220
22	6	25.959	15	14	36.007	9	20	19.299	13	14	BORTOLOTT	1:21.316	1:21.431	7	+ 0.115
23	3	25.963	13	27	36.102	13	18	19.341	13	6	EBRAHIM	1:21.406	1:21.444	12	+ 0.038
24	14	26.015	5	6	36.160	12	27	19.580	13	27	SANCHEZ	1:21.492	1:21.492	13	+ 0.000
25	9	26.891	14	9	37.724	13	9	19.884	14	9	GANDOLFI	1:24.499	1:24.077	15	+ 0.422

'Perfect Lap' - 1:19.262



Weather/Track: Cloudy 16° /Dry 22°

Circuit Length - 3.703 kilometres  
Grand Prix Circuit  
Brands Hatch

## FIA Formula 2 Championship

### FREE PRACTICE 2

POS	NO	CL	DRIVER	NAT	SPONSOR	TIME	LAPS	GAP	KPH
1	16		<b>Edoardo PISCOPO</b>	<b>ITA</b>	Auto Capital	1:18.320	15		170.20
2	7		<b>Henry SURTEES</b>	<b>GBR</b>	Surtees	1:18.520	18	0.200	169.77
3	4		<b>Julien JOUSSE</b>	<b>FRA</b>	E Leclerc	1:18.551	17	0.231	169.70
4	2		<b>Sebastian HOHENTHAL</b>	<b>SWE</b>	Mafi - Sweden Team	1:18.612	17	0.292	169.57
5	12		<b>Robert WICKENS</b>	<b>CAN</b>	Red Bull - Lukoil	1:18.637	15	0.317	169.52
6	15		<b>Mikhail ALESHIN</b>	<b>RUS</b>	Red Bull - Lukoil	1:18.653	15	0.333	169.48
7	10		<b>Nicola DE MARCO</b>	<b>ITA</b>	Friulana Flange	1:18.654	17	0.334	169.48
8	22		<b>Andy SOUCEK</b>	<b>ESP</b>	FK-Automotive	1:18.739	16	0.419	169.30
9	17		<b>Carlos IACONELLI</b>	<b>BRA</b>	Iaconelli.com	1:18.769	18	0.449	169.23
10	3		<b>Jolyon PALMER</b>	<b>GBR</b>	Comma	1:18.873	15	0.553	169.01
11	21		<b>Kazim VASILIAUSKAS</b>	<b>LTU</b>	Darsena	1:18.893	17	0.573	168.97
12	25		<b>Milos PAVLOVIC</b>	<b>SRB</b>	Bobby Tech	1:18.937	18	0.617	168.87
13	14		<b>Mirko BORTOLOTTI</b>	<b>ITA</b>	Red Bull	1:19.026	16	0.706	168.68
14	24		<b>Tom GLADDIS</b>	<b>GBR</b>	Marrache & Co	1:19.100	19	0.780	168.53
15	6		<b>Armaan EBRAHIM</b>	<b>IND</b>	JK Racing	1:19.356	20	1.036	167.98
16	8		<b>Tobias HEGEWALD</b>	<b>GER</b>	Interwetten	1:19.392	20	1.072	167.91
17	5		<b>Alex BRUNDLE</b>	<b>GBR</b>	Sen - GAC - Nasstar	1:19.415	20	1.095	167.86
18	33		<b>Philipp ENG</b>	<b>AUT</b>	European Racing Events	1:19.451	19	1.131	167.78
19	31		<b>Jason MOORE</b>	<b>GBR</b>	Olney Tyres & Exhausts	1:19.491	20	1.171	167.70
20	27		<b>German SANCHEZ</b>	<b>ESP</b>	Go-Karts Orihuela Costa	1:19.527	16	1.207	167.62
21	23		<b>Henri KARJALAINEN</b>	<b>FIN</b>	Everyman - LTC Rakennus	1:19.760	19	1.440	167.13
22	11		<b>Jack CLARKE</b>	<b>GBR</b>	KSS Design Group	1:19.958	17	1.638	166.72
23	20		<b>Jens HOING</b>	<b>GER</b>	HASKAMP	1:20.013	13	1.693	166.60
24	18		<b>Natacha GACHNANG</b>	<b>SUI</b>	Motorex	1:20.110	20	1.790	166.40
25	9		<b>Pietro GANDOLFI</b>	<b>ITA</b>	Piscine Laghetto	1:22.311	17	3.991	161.95

Weather/Track: Cloud 15°/Dry 22°

Brands Hatch GP  
Circuit Length = 3.7030 km.  
Start: 13:01 End: 13:31

Race Director:	Steward:	Timekeeper:
----------------	----------	-------------

# FIA Formula 2 Championship

## Free Practice 2 - Sector Analysis Report

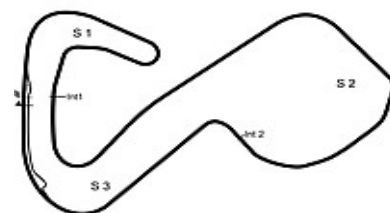
Lap S1 Time S1 Spd S2 Time S2 Spd S3 Time S3 Spd Lap Time Pit Lap S1 Time S1 Spd S2 Time S2 Spd S3 Time S3 Spd Lap Time Pit

2 HOENTHAL			SWE			Mafi - Sweden Team							
1	17:44.559	171.1	42.714	21.199	232.2	18:48.472	10	26.890	193.8	36.094	19.200	236.8	1:22.184
2	27.587	195.6	36.845	19.707	236.3	1:24.139	11	25.514	197.0	34.756	18.874	237.8	1:19.144
3	25.727	197.8	35.441	19.122	236.3	1:20.290	12	25.340	197.8	35.010	19.036	237.8	1:19.386
4	25.539	196.3	34.937	18.876	237.8	1:19.352	13	25.382	197.4	34.464	18.766	238.4	1:18.612
5	25.571	197.0	35.832	1:56.025		2:57.428 Pit	14	26.477	194.9	36.679	1:43.503		2:46.659 Pit
6	49.051	164.8	41.320	19.450	235.8	1:49.821	15	35.330	184.9	40.264	1:15.190		2:30.784 Pit
7	25.771	196.7	35.542	19.287	237.3	1:20.600	16	36.164	183.9	38.853	19.955	234.7	1:34.972
8	25.340	196.3	35.005	18.859	238.4	1:19.204	17	25.775	198.1	36.326	1:53.192		2:55.293 Pit
9	25.368	197.4	34.855	18.871	238.9	1:19.094							

3 PALMER			GBR			Comma							
1	17:23.627	182.4	39.396	21.233	234.7	18:24.256	9	25.392	198.1	34.589	18.892	246.0	1:18.873
2	27.624	197.4	36.706	19.502	236.8	1:23.832	10	25.546	198.8	36.061	19.294	237.8	1:20.901
3	25.988	196.7	35.596	19.340	237.8	1:20.924	11	25.432	199.6	34.947	19.019	238.9	1:19.398
4	26.063	199.2	36.986	19.550	236.8	1:22.599	12	25.842	198.5	38.304	19.656	235.8	1:23.802
5	25.827	198.5	35.591	19.791	238.4	1:21.209	13	25.602	200.7	35.540	19.079	238.4	1:20.221
6	25.757	197.4	35.298	19.249	241.6	1:20.304	14	25.463	198.8	35.314	19.214	237.3	1:19.991
7	25.886	197.8	36.016	19.239	238.4	1:21.141	15	26.481	197.0	36.931	9:34.627		10:38.039 Pit
8	25.452	198.1	35.042	18.932	244.8	1:19.426							

4 JOUSSE			FRA			E Leclerc							
1	16:58.163	131.3	45.124	21.885	220.8	18:05.172	10	28.034	196.7	47.871	2:59.202		4:15.107 Pit
2	29.843	159.2	40.277	20.220	236.3	1:30.340	11	33.575	196.0	35.328	18.988	237.8	1:27.891
3	26.122	196.7	35.589	19.122	236.3	1:20.833	12	25.112	198.1	34.653	18.990	244.8	1:18.755
4	25.562	192.5	35.911	19.604	236.3	1:21.077	13	25.885	197.4	35.233	18.982	237.3	1:20.100
5	25.354	197.0	35.179	18.876	238.4	1:19.409	14	28.371	167.1	38.156	19.241	237.3	1:25.768
6	25.140	198.5	35.080	19.139	237.3	1:19.359	15	26.983	198.5	37.959	19.323	238.9	1:24.265
7	25.065	198.8	46.801	18.991	247.7	1:30.857	16	26.398	194.5	36.324	19.468	238.4	1:22.190
8	25.076	196.7	34.625	18.850	237.3	1:18.551	17	27.094	181.8	38.578	2:51.714		3:57.386 Pit
9	25.172	198.1	35.016	18.985	237.8	1:19.173							

5 BRUNDLE			GBR			Sen - GAC - Nasstar							
1	16:40.287	191.4	37.030	19.561	236.3	17:36.878	12	25.641	198.5	35.073	19.451	237.3	1:20.165
2	26.067	198.5	36.447	19.626	236.3	1:22.140	13	25.449	199.6	35.204	19.055	237.8	1:19.708
3	26.200	200.0	35.285	19.053	239.4	1:20.538	14	26.840	181.8	35.230	19.071	238.9	1:21.141
4	25.451	200.3	35.158	18.806	246.5	1:19.415	15	25.785	199.2	35.575	19.263	238.4	1:20.623
5	25.556	202.2	35.204	19.094	245.4	1:19.854	16	26.193	201.1	35.508	18.969	240.5	1:20.670
6	25.482	200.7	35.093	19.309	244.3	1:19.884	17	25.673	199.6	35.542	19.078	239.4	1:20.293
7	25.451	205.7	35.039	20.240	234.7	1:20.730	18	25.873	201.8	35.478	19.109	238.9	1:20.460
8	25.678	198.5	34.868	19.009	239.4	1:19.555	19	25.730	201.4	35.247	19.282	238.4	1:20.259
9	25.762	198.8	36.246	3:11.427		4:13.435 Pit	20	25.864	201.4	35.884	52.935		1:54.683 Pit
10	32.427	197.8	36.606	19.487	239.4	1:28.520							
11	25.451	200.0	35.204	19.130	238.4	1:19.785							



Weather/Track: Cloud 15° /Dry 22°

Circuit Length - 3.703 kilometres  
Grand Prix Circuit  
Brands Hatch

Printed at 13:36, Friday, 17 July, 2009

© MST Systems Ltd, 2005 (www.mstworld.com)

Page 1

# FIA Formula 2 Championship

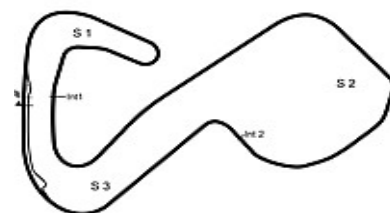
## Free Practice 2 - Sector Analysis Report

Lap S1 Time S1 Spd S2 Time S2 Spd S3 Time S3 Spd Lap Time Pit Lap S1 Time S1 Spd S2 Time S2 Spd S3 Time S3 Spd Lap Time Pit

6 EBRAHIM				IND				JK Racing					
1	16:59.124	185.8	40.409	19.997	235.2	17:59.530	12	25.634	198.5	36.925	19.187	237.3	1:21.746
2	26.334	197.0	36.645	19.461	236.3	1:22.440	13	25.667	198.1	35.402	19.175	240.0	1:20.244
3	25.684	197.4	36.014	19.289	237.8	1:20.987	14	25.386	196.3	35.065	18.905	238.4	1:19.356
4	25.393	197.8	35.489	19.040	238.4	1:19.922	15	28.676	194.2	37.445	19.316	243.7	1:25.437
5	25.554	195.6	35.828	19.105	238.9	1:20.487	16	25.768	197.4	35.898	19.291	237.8	1:20.957
6	26.168	189.1	36.448	19.500	238.4	1:22.116	17	26.387	198.1	35.407	19.001	239.4	1:20.795
7	25.549	197.0	38.290	19.268	239.4	1:23.107	18	26.142	189.4	39.639	19.119	237.8	1:24.900
8	25.967	197.0	36.230	2:37.710		3:39.907 Pit	19	25.639	198.5	35.499	19.080	238.4	1:20.218
9	37.231	193.5	36.112	19.485	237.3	1:32.828	20	25.766	197.4	35.599	19.096	238.4	1:20.461
10	26.151	198.8	35.830	19.263	237.8	1:21.244							
11	25.472	197.4	35.719	19.209	237.3	1:20.400							

7 SURTEES				GBR				Surtees					
1	17:04.201	192.5	38.118	20.083	236.3	18:02.402	11	25.050	197.0	34.810	18.692	238.9	1:18.552
2	26.124	197.8	38.873	19.117	235.2	1:24.114	12	25.375	195.2	35.012	18.778	237.8	1:19.165
3	25.849	196.7	35.644	18.974	238.4	1:20.467	13	25.726	197.8	38.949	19.016	238.4	1:23.691
4	25.375	197.0	35.262	18.865	246.5	1:19.502	14	27.733	193.5	36.343	19.076	237.8	1:23.152
5	25.357	196.3	35.313	18.900	238.9	1:19.570	15	25.329	200.0	35.239	18.742	237.3	1:19.310
6	25.277	197.4	35.215	5:10.376		6:10.868 Pit	16	25.135	198.8	35.437	18.678	237.8	1:19.250
7	31.054	196.3	35.522	19.139	241.0	1:25.715	17	25.459	198.8	35.034	18.804	238.4	1:19.297
8	25.165	197.0	35.278	1:02.714		2:03.157 Pit	18	25.231	199.6	34.657	18.632	239.4	1:18.520
9	33.659	196.3	35.163	19.082	238.4	1:27.904							
10	25.109	197.4	34.803	18.826	238.4	1:18.738							

8 HEGEWALD				GER				Interwetten					
1	17:09.715	167.4	41.102	20.957	227.3	18:11.774	12	25.506	200.0	34.771	19.525	237.3	1:19.802
2	27.333	189.4	37.390	20.030	235.8	1:24.753	13	33.674	172.2	40.116	19.565	237.8	1:33.355
3	26.475	197.8	36.453	19.919	236.8	1:22.847	14	25.490	199.2	34.968	19.086	239.4	1:19.544
4	25.690	198.5	35.215	19.124	238.4	1:20.029	15	25.567	197.4	35.359	19.287	238.4	1:20.213
5	25.747	196.3	35.343	18.795	248.2	1:19.885	16	27.069	180.0	40.787	19.633	238.9	1:27.489
6	25.502	198.5	34.826	19.064	238.4	1:19.392	17	25.676	199.6	35.121	19.059	240.0	1:19.856
7	25.525	199.6	35.940	2:31.810		3:33.275 Pit	18	25.573	197.8	35.511	20.541	237.3	1:21.625
8	31.769	197.8	35.456	19.194	236.8	1:26.419	19	25.489	201.1	35.214	19.028	238.9	1:19.731
9	25.523	197.4	35.049	19.019	249.4	1:19.591	20	25.664	198.8	36.060	19.187	228.3	1:20.911
10	25.279	197.0	36.060	20.245	239.4	1:21.584							
11	25.700	199.6	34.992	18.773	246.0	1:19.465							



Weather/Track: Cloud 15° /Dry 22°

Circuit Length - 3.703 kilometres  
Grand Prix Circuit  
Brands Hatch

Printed at 13:36, Friday, 17 July, 2009

© MST Systems Ltd, 2005 (www.mstworld.com)

Page 2

# FIA Formula 2 Championship

## Free Practice 2 - Sector Analysis Report

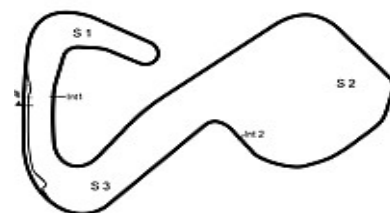
Lap S1 Time S1 Spd S2 Time S2 Spd S3 Time S3 Spd Lap Time Pit Lap S1 Time S1 Spd S2 Time S2 Spd S3 Time S3 Spd Lap Time Pit

9 GANDOLFI				ITA				Piscine Laghetto					
1	17:17.176	191.1	39.062	20.274	236.3	18:16.512	10	26.341	196.7	35.986	6:26.522	7:28.849	Pit
2	27.581	195.6	38.038	20.032	236.3	1:25.651	11	35.845	190.4	37.920	20.158	235.8	1:33.923
3	26.933	196.3	37.455	21.135	238.4	1:25.523	12	29.070	196.0	37.004	19.876	243.7	1:25.950
4	26.833	195.6	38.800	20.218	215.5	1:25.851	13	28.087	166.6	38.892	20.258	235.2	1:27.237
5	28.098	196.7	38.741	19.937	240.5	1:26.776	14	26.993	197.4	36.857	19.900	235.8	1:23.750
6	27.004	194.5	37.175	27.024	236.8	1:31.203	15	28.829	163.6	36.858	20.267	236.3	1:25.954
7	26.879	195.2	36.797	19.737	235.8	1:23.413	16	26.570	198.8	36.081	19.714	236.8	1:22.365
8	26.903	192.1	39.023	21.082	240.0	1:27.008	17	26.710	197.0	35.859	19.742	236.3	1:22.311
9	27.629	183.0	36.562	20.218	242.1	1:24.409							

10 DE MARCO				ITA				Friulana Flange						
1	16:54.091	173.0	40.036	20.568	233.7	17:54.695	10	40.342	196.7	37.930	19.755	238.4	1:38.027	
2	26.665	197.0	36.879	19.603	235.8	1:23.147	11	26.884	198.1	35.849	19.103	238.4	1:21.836	
3	25.766	196.7	35.536	19.280	239.4	1:20.582	12	25.588	196.3	35.291	21.086	232.2	1:21.965	
4	25.941	198.8	36.003	19.181	238.9	1:21.125	13	26.221	198.5	35.065	19.000	238.9	1:20.286	
5	25.448	197.0	35.279	19.125	238.9	1:19.852	14	25.613	199.6	35.887	3:18.816		4:20.316	Pit
6	25.485	198.1	34.994	19.017	241.0	1:19.496	15	41.050	197.8	36.810	19.319	237.3	1:37.179	
7	25.442	198.8	37.136	19.379	239.4	1:21.957	16	25.668	198.8	35.284	18.896	238.4	1:19.848	
8	25.637	197.0	35.468	18.883	238.9	1:19.988	17	25.431	200.0	34.573	18.650	238.4	1:18.654	
9	25.340	197.4	35.199	4:39.727		5:40.266	Pit							

11 CLARKE				GBR				KSS Design Group						
1	17:08.235	193.2	37.858	20.535	236.8	18:06.628	10	25.803	195.6	35.385	4:41.224		5:42.412	Pit
2	26.619	198.1	36.145	19.291	236.8	1:22.055	11	33.014	195.6	35.825	19.219	234.7	1:28.058	
3	25.560	199.2	35.816	19.127	236.3	1:20.503	12	25.653	196.3	35.300	19.351	233.2	1:20.304	
4	25.603	197.4	35.363	19.191	236.3	1:20.157	13	27.043	196.3	35.678	19.048	236.3	1:21.769	
5	25.730	196.3	35.446	19.056	237.3	1:20.232	14	25.558	198.5	35.533	18.921	237.3	1:20.012	
6	25.416	197.0	35.208	19.334	238.4	1:19.958	15	25.476	197.0	35.213	19.850	235.2	1:20.539	
7	25.801	196.0	35.711	19.313	240.0	1:20.825	16	25.618	199.6	1:18.785	20.053	233.7	2:04.456	
8	26.256	197.8	35.776	19.235	237.3	1:21.267	17	25.693	197.8	35.722	1:33.354		2:34.769	Pit
9	25.707	197.4	35.445	19.359	235.8	1:20.511								

12 WICKENS				CAN				Red Bull - Lukoil						
1	17:06.152	194.2	37.728	22.429	235.2	18:06.309	9	30.910	194.9	39.285	19.990	236.8	1:30.185	
2	26.388	198.1	36.018	19.182	236.8	1:21.588	10	25.227	201.1	35.153	18.869	237.8	1:19.249	
3	25.511	199.6	35.579	18.949	239.4	1:20.039	11	25.711	179.1	35.484	18.907	238.4	1:20.102	
4	25.290	198.5	35.157	19.009	238.9	1:19.456	12	25.023	198.5	34.848	18.766	239.4	1:18.637	
5	29.756	188.1	35.657	19.991	238.9	1:25.404	13	26.668	195.2	35.692	20.360	238.9	1:22.720	
6	24.966	200.7	35.158	20.801	238.9	1:20.925	14	27.552	198.8	35.310	19.740	240.5	1:22.602	
7	25.354	178.5	36.384	21.697	241.0	1:23.435	15	26.716	200.3	36.503	6:03.379		7:06.598	Pit
8	25.252	199.2	35.132	4:47.113		5:47.497	Pit							



Weather/Track: Cloud 15° /Dry 22°

Circuit Length - 3.703 kilometres  
Grand Prix Circuit  
Brands Hatch

Printed at 13:36, Friday, 17 July, 2009

© MST Systems Ltd, 2005 (www.mstworld.com)

Page 3

# FIA Formula 2 Championship

## Free Practice 2 - Sector Analysis Report

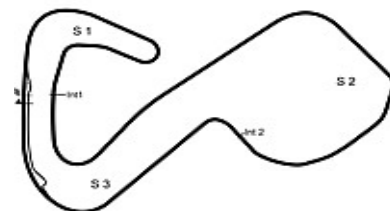
Lap S1 Time S1 Spd S2 Time S2 Spd S3 Time S3 Spd Lap Time Pit Lap S1 Time S1 Spd S2 Time S2 Spd S3 Time S3 Spd Lap Time Pit

14 BORTOLOTTI				ITA			Red Bull						
1	17:01.667	184.3	40.315	20.117	237.3	18:02.099	10	25.534	198.8	35.295	19.035	240.0	1:19.864
2	26.113	198.1	36.494	19.409	237.8	1:22.016	11	25.215	200.3	34.963	18.848	242.1	1:19.026
3	25.601	200.0	35.333	19.129	239.4	1:20.063	12	26.055	200.0	35.550	8:11.494		9:13.099 Pit
4	25.818	197.8	36.881	19.457	239.4	1:22.156	13	30.958	197.8	35.713	20.999	239.4	1:27.670
5	26.061	198.1	35.733	19.122	240.0	1:20.916	14	25.331	199.6	35.507	19.138	238.4	1:19.976
6	25.533	199.6	35.212	19.167	238.9	1:19.912	15	25.210	199.6	35.402	19.173	239.4	1:19.785
7	25.702	200.3	36.758	23.007	241.0	1:25.467	16	25.332	201.8	35.429	19.260	237.8	1:20.021
8	25.685	197.8	35.174	19.083	240.0	1:19.942							
9	25.517	197.8	35.434	21.449	238.9	1:22.400							

15 ALESHIN				RUS			Red Bull - Lukoil						
1	16:45.465	191.8	39.330	20.044	233.7	17:44.839	9	26.839	172.2	38.144	19.313	238.4	1:24.296
2	29.760	151.2	36.814	19.344	236.8	1:25.918	10	27.520	116.0	38.308	19.062	238.4	1:24.890
3	25.857	198.8	35.776	18.989	238.9	1:20.622	11	25.703	198.8	34.935	20.582	238.4	1:21.220
4	25.839	195.2	35.705	18.986	238.4	1:20.530	12	25.717	190.4	44.139	19.340	239.4	1:29.196
5	25.604	198.5	35.277	18.717	239.4	1:19.598	13	26.681	199.6	44.093	19.190	239.4	1:29.964
6	25.634	192.5	36.956	21.146	240.5	1:23.736	14	26.320	198.1	35.784	20.257	238.9	1:22.361
7	25.726	199.6	53.326	20.723	241.6	1:39.775	15	25.498	198.1	34.445	18.710	248.2	1:18.653
8	25.449	206.5	35.124	18.780	248.2	1:19.353							

16 PISCOPO				ITA			Auto Capital						
1	17:26.488	182.7	40.514	20.200	233.7	18:27.202	9	25.171	198.8	34.694	18.751	238.4	1:18.616
2	26.623	197.8	36.069	19.313	235.8	1:22.005	10	25.044	197.0	34.407	18.869	236.8	1:18.320
3	25.878	197.8	35.555	19.139	236.8	1:20.572	11	26.773	184.9	36.435	3:17.737		4:20.945 Pit
4	27.726	186.5	40.055	19.446	235.8	1:27.227	12	34.075	190.8	36.576	19.645	235.8	1:30.296
5	25.579	199.6	35.031	18.983	237.3	1:19.593	13	28.434	175.0	39.593	39.359		1:47.386 Pit
6	25.519	197.8	35.091	19.110	236.8	1:19.720	14	36.892	200.0	35.915	19.118	242.1	1:31.925
7	25.593	196.7	37.493	5:42.005		6:45.091 Pit	15	25.106	206.1	34.961	18.688	235.8	1:18.755
8	33.739	193.8	36.190	19.275	234.7	1:29.204							

17 IACONELLI				BRA			Iaconelli.com						
1	17:21.730	191.8	39.429	22.150	232.2	18:23.309	11	26.735	197.4	36.618	5:34.025		6:37.378 Pit
2	26.610	196.0	36.519	19.228	236.8	1:22.357	12	37.142	149.5	39.099	20.161	235.8	1:36.402
3	25.853	197.0	35.860	19.800	236.3	1:21.513	13	28.434	198.5	35.948	18.992	237.3	1:23.374
4	25.670	197.0	35.448	19.199	234.2	1:20.317	14	26.092	165.8	37.421	21.537	237.8	1:25.050
5	25.334	198.5	35.228	19.223	236.3	1:19.785	15	25.341	199.2	39.903	20.599	237.3	1:25.843
6	25.498	197.8	35.377	19.298	237.3	1:20.173	16	25.139	201.8	34.896	19.061	237.3	1:19.096
7	32.012	92.7	44.812	20.166	237.3	1:36.990	17	25.333	200.3	34.744	19.066	237.8	1:19.143
8	25.534	196.7	35.902	18.949	237.8	1:20.385	18	25.021	199.6	34.718	19.030	231.7	1:18.769
9	25.478	197.4	35.482	18.922	243.7	1:19.882							
10	25.405	199.6	35.051	18.797	237.3	1:19.253							



Weather/Track: Cloud 15° / Dry 22°

Circuit Length - 3.703 kilometres  
Grand Prix Circuit  
Brands Hatch

Printed at 13:36, Friday, 17 July, 2009

© MST Systems Ltd, 2005 (www.mstworld.com)

Page 4

# FIA Formula 2 Championship

## Free Practice 2 - Sector Analysis Report

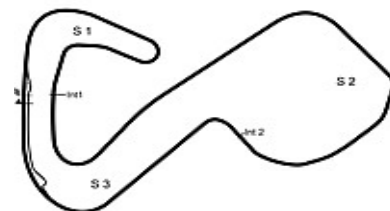
Lap S1 Time S1 Spd S2 Time S2 Spd S3 Time S3 Spd Lap Time Pit Lap S1 Time S1 Spd S2 Time S2 Spd S3 Time S3 Spd Lap Time Pit

18 GACHNANG						SUI			Motorex					
1	17:09.785	183.0	39.378		20.049	231.2	18:09.212	12	25.718	195.2	35.621	19.305	235.2	1:20.644
2	27.088	193.5	36.689		19.617	234.7	1:23.394	13	25.538	195.6	35.476	19.096	235.2	1:20.110
3	25.959	195.2	35.927		19.331	233.2	1:21.217	14	25.972	190.1	36.344	19.603	234.7	1:21.919
4	25.706	192.1	35.779		19.291	235.2	1:20.776	15	25.740	194.9	35.534	19.028	235.8	1:20.302
5	25.622	194.5	35.904		19.164	235.2	1:20.690	16	1:10.865	147.9	38.969	19.583	237.3	2:09.417
6	25.762	197.4	36.880		19.515	235.2	1:22.157	17	26.232	195.6	35.044	19.256	242.1	1:20.532
7	25.774	196.3	36.119		19.470	237.8	1:21.363	18	25.630	196.0	35.306	19.218	244.3	1:20.154
8	25.713	195.2	36.274		19.236	237.3	1:21.223	19	26.882	193.5	37.648	19.345	242.1	1:23.875
9	25.959	195.2	35.819		19.281	237.3	1:21.059	20	25.422	196.0	35.337	2:54.946		3:55.705 Pit
10	26.933	171.4	37.990		19.455	235.8	1:24.378							
11	25.561	195.2	35.637		19.301	237.3	1:20.499							

20 HOING						GER			HASKAMP					
1	17:31.504	171.4	39.007		19.857	235.2	18:30.368	8	25.950	197.8	35.471	19.724	236.3	1:21.145
2	26.537	200.0	36.444		19.310	235.8	1:22.291	9	25.483	196.7	35.740	19.148	236.3	1:20.371
3	25.739	198.8	35.582		19.042	236.3	1:20.363	10	25.718	195.6	36.456	3:14.463		4:16.637 Pit
4	25.461	197.4	35.654		19.451	239.4	1:20.566	11	32.869	194.5	37.775	19.266	236.3	1:29.910
5	25.602	197.0	35.286		19.125	237.8	1:20.013	12	25.556	197.8	48.905	21.379	235.8	1:35.840
6	25.670	197.0	35.534		19.200	236.3	1:20.404	13	25.693	197.4	35.185	19.630	236.3	1:20.508
7	25.703	197.0	35.854		19.241	238.4	1:20.798							

21 VASILIAUSKAS						LTU			Darsena					
1	16:40.672	170.6	41.345		51.764		18:13.781 Pit	10	27.159	193.8	38.082	6:43.144		7:48.385 Pit
2	41.341	193.2	37.263		21.575	236.3	1:40.179	11	38.658	193.8	37.369	19.999	235.8	1:36.026
3	26.530	197.8	35.564		18.972	239.4	1:21.066	12	28.047	190.1	36.781	19.369	237.3	1:24.197
4	25.669	198.1	35.333		18.936	240.5	1:19.938	13	26.129	199.2	36.384	19.573	241.0	1:22.086
5	33.968	122.8	40.641		19.380	237.3	1:33.989	14	25.665	201.4	35.592	18.915	238.9	1:20.172
6	25.959	197.8	35.170		19.069	238.9	1:20.198	15	26.664	194.9	35.458	18.730	247.7	1:20.852
7	25.931	198.1	35.400		25.239	237.8	1:26.570	16	25.340	200.3	34.817	18.736	240.0	1:18.893
8	26.436	197.8	35.996		18.856	246.5	1:21.288	17	25.834	199.2	35.033	18.831	240.5	1:19.698
9	25.709	197.8	34.748		18.873	246.0	1:19.330							

22 SOUCEK						ESP			FK-Automotive					
1	17:59.188	189.4	37.915		19.545	235.8	18:56.648	10	29.454	179.1	36.597	19.216	239.4	1:25.267
2	25.731	198.1	35.460		19.206	237.3	1:20.397	11	25.899	196.3	36.844	19.169	238.9	1:21.912
3	25.373	197.8	34.858		18.946	238.4	1:19.177	12	26.069	197.8	36.612	19.075	239.4	1:21.756
4	25.226	199.6	34.699		18.930	236.3	1:18.855	13	25.414	198.8	34.428	19.341	239.4	1:19.183
5	25.438	198.8	34.683		7:32.803		8:32.924 Pit	14	28.759	171.7	40.289	20.937	238.4	1:29.985
6	39.765	191.4	36.895		19.527	235.8	1:36.187	15	25.161	201.4	35.125	19.017	240.0	1:19.303
7	25.239	198.8	35.277		19.057	246.0	1:19.573	16	25.308	200.7	35.200	51.099		1:51.607 Pit
8	25.394	198.5	34.689		19.011	238.4	1:19.094							
9	25.380	199.6	34.506		18.853	248.2	1:18.739							



Weather/Track: Cloud 15° /Dry 22°

Circuit Length - 3.703 kilometres  
Grand Prix Circuit  
Brands Hatch

Printed at 13:36, Friday, 17 July, 2009

© MST Systems Ltd, 2005 (www.mstworld.com)

Page 5

# FIA Formula 2 Championship

## Free Practice 2 - Sector Analysis Report

Lap S1 Time S1 Spd S2 Time S2 Spd S3 Time S3 Spd Lap Time Pit Lap S1 Time S1 Spd S2 Time S2 Spd S3 Time S3 Spd Lap Time Pit

### 23 KARJALAINEN

FIN

Everyman - LTC Rakennus

1	17:24.522	155.1	43.414	22.262	197.8	18:30.198	11	25.967	197.4	35.427	19.355	238.4	1:20.749
2	29.264	169.0	38.080	21.205	219.5	1:28.549	12	26.164	197.8	36.399	3:32.286		4:34.849 Pit
3	26.191	196.0	36.113	19.321	237.3	1:21.625	13	34.222	194.5	35.972	18.952	244.3	1:29.146
4	26.138	193.8	35.809	19.538	237.3	1:21.485	14	25.665	196.7	37.083	19.112	243.7	1:21.860
5	25.928	196.0	35.640	19.416	236.3	1:20.984	15	26.388	196.0	35.671	19.283	237.8	1:21.342
6	25.792	195.6	35.972	23.240	236.3	1:25.004	16	25.965	197.0	34.847	18.948	237.8	1:19.760
7	25.914	194.5	35.563	19.273	236.3	1:20.750	17	25.776	198.8	35.096	21.140	236.8	1:22.012
8	25.769	196.3	35.243	19.395	236.8	1:20.407	18	25.583	199.6	35.457	19.283	236.8	1:20.323
9	25.871	194.9	35.391	18.986	236.8	1:20.248	19	26.400	198.1	35.953	19.017	238.4	1:21.370
10	25.740	196.7	35.201	18.896	237.8	1:19.837							

### 24 GLADDIS

GBR

Marrache & Co

1	18:19.502	190.1	38.039	22.716	231.7	19:20.257	11	25.285	198.1	35.398	19.205	239.4	1:19.888
2	25.909	196.0	35.912	19.361	235.2	1:21.182	12	25.412	198.5	35.729	19.233	236.3	1:20.374
3	25.516	196.3	35.803	19.234	236.8	1:20.553	13	25.296	199.2	35.297	19.148	236.8	1:19.741
4	25.342	196.3	35.445	19.100	236.8	1:19.887	14	25.414	196.3	35.159	19.056	237.8	1:19.629
5	25.329	198.1	35.458	19.092	236.3	1:19.879	15	25.666	196.3	35.018	18.943	237.8	1:19.627
6	25.112	196.7	36.281	19.181	238.4	1:20.574	16	25.025	197.4	35.047	19.028	236.3	1:19.100
7	25.424	196.3	35.440	19.097	236.3	1:19.961	17	26.659	192.1	39.395	19.656	237.8	1:25.710
8	25.279	198.1	35.278	19.185	236.3	1:19.742	18	25.527	196.0	35.623	19.348	236.8	1:20.498
9	25.251	196.0	35.652	18.983	236.3	1:19.886	19	26.388	191.8	39.021	3:46.194		4:51.603 Pit
10	25.267	197.4	35.305	19.021	247.7	1:19.593							

### 25 PAVLOVIC

SRB

Bobby Tech

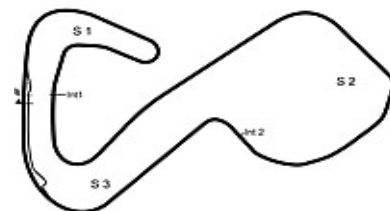
1	17:17.867	185.2	39.218	24.297	232.2	18:21.382	11	25.287	198.8	35.292	19.094	236.3	1:19.673
2	26.647	188.4	36.686	19.780	235.8	1:23.113	12	25.357	196.7	34.854	18.726	236.3	1:18.937
3	25.664	197.0	36.738	19.615	236.3	1:22.017	13	25.260	197.8	35.098	18.806	236.8	1:19.164
4	25.513	198.8	35.384	19.034	236.8	1:19.931	14	29.577	164.6	41.214	2:16.223		3:27.014 Pit
5	25.286	198.1	36.970	23.064	237.8	1:25.320	15	34.748	187.8	39.266	19.567	235.8	1:33.581
6	25.383	197.0	34.931	19.064	238.4	1:19.378	16	25.384	199.2	35.516	19.042	236.3	1:19.942
7	26.901	194.5	40.362	19.849	239.4	1:27.112	17	25.408	197.8	35.305	19.140	235.8	1:19.853
8	25.184	198.1	35.041	18.933	234.7	1:19.158	18	25.765	198.1	37.271	52.924		1:55.960 Pit
9	26.201	195.2	37.325	3:13.462		4:16.988 Pit							
10	32.131	196.3	36.524	19.226	235.2	1:27.881							

### 27 SANCHEZ

ESP

Go-Karts Orihuela Costa

1	17:14.916	191.1	39.670	21.404	233.2	18:15.990	10	25.549	198.1	35.953	19.239	238.4	1:20.741
2	26.901	196.3	37.069	19.761	235.8	1:23.731	11	25.401	198.1	35.040	19.086	239.4	1:19.527
3	25.862	195.6	36.147	19.641	235.8	1:21.650	12	29.288	179.4	39.416	8:10.785		9:19.489 Pit
4	26.236	195.6	35.726	19.521	234.2	1:21.483	13	35.559	194.5	37.240	19.436	235.2	1:32.235
5	25.898	191.4	36.039	19.313	235.8	1:21.250	14	25.584	197.8	35.773	19.143	236.3	1:20.500
6	26.798	174.7	36.370	19.799	236.3	1:22.967	15	25.491	197.4	35.480	19.506	236.3	1:20.477
7	25.788	196.7	35.759	19.590	239.4	1:21.137	16	25.374	198.8	35.383	19.496	236.8	1:20.253
8	25.738	196.7	35.732	19.338	236.3	1:20.808							
9	27.394	194.2	35.825	19.402	236.3	1:22.621							



Weather/Track: Cloud 15° /Dry 22°

Circuit Length - 3.703 kilometres  
Grand Prix Circuit  
Brands Hatch

Printed at 13:36, Friday, 17 July, 2009

© MST Systems Ltd, 2005 (www.mstworld.com)

Page 6

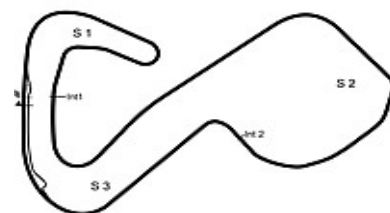
# FIA Formula 2 Championship

## Free Practice 2 - Sector Analysis Report

Lap S1 Time S1 Spd S2 Time S2 Spd S3 Time S3 Spd Lap Time Pit Lap S1 Time S1 Spd S2 Time S2 Spd S3 Time S3 Spd Lap Time Pit

31 MOORE				GBR				Olney Tyres & Exhausts					
1	16:59.436	192.1	37.776	20.093	233.7	17:57.305	12	25.540	196.3	34.952	18.999	242.1	1:19.491
2	26.322	197.0	35.900	19.502	235.8	1:21.724	13	25.502	197.0	35.057	19.159	237.8	1:19.718
3	25.963	197.0	35.759	19.226	236.8	1:20.948	14	25.530	197.8	35.223	19.222	237.8	1:19.975
4	25.598	198.1	35.399	19.217	237.3	1:20.214	15	25.847	198.5	35.159	19.151	237.8	1:20.157
5	25.974	196.0	35.027	18.952	244.3	1:19.953	16	25.939	198.5	35.155	19.104	237.8	1:20.198
6	28.651	112.2	40.643	19.336	243.2	1:28.630	17	25.836	197.4	35.263	19.228	236.8	1:20.327
7	25.838	198.1	35.502	19.882	238.9	1:21.222	18	25.669	199.2	35.117	19.322	237.3	1:20.108
8	26.061	192.1	35.435	19.520	242.6	1:21.016	19	25.650	199.6	35.544	19.242	236.8	1:20.436
9	25.841	195.6	35.379	3:01.128		4:02.348 Pit	20	25.559	199.6	35.406	19.060	238.4	1:20.025
10	33.272	194.9	35.833	19.636	236.8	1:28.741							
11	25.539	196.7	35.215	19.190	242.1	1:19.944							

33 ENG				AUT				European Racing Events					
1	17:41.271	158.5	39.270	19.946	235.2	18:40.487	11	32.895	151.0	38.546	3:45.822		4:57.263 Pit
2	26.214	194.9	36.151	19.275	236.8	1:21.640	12	30.901	195.2	35.928	19.144	236.8	1:25.973
3	25.758	194.5	35.754	18.992	237.8	1:20.504	13	25.439	196.7	35.384	18.845	246.0	1:19.668
4	25.739	196.7	35.429	19.048	239.4	1:20.216	14	25.509	198.1	35.957	21.401	238.4	1:22.867
5	25.899	165.6	38.727	18.993	237.8	1:23.619	15	26.070	195.2	37.367	22.459	236.3	1:25.896
6	25.524	196.3	35.522	20.844	237.8	1:21.890	16	25.666	197.8	35.604	19.079	239.4	1:20.349
7	25.820	197.8	36.174	22.623	238.4	1:24.617	17	25.711	198.1	38.255	19.122	237.8	1:23.088
8	25.675	194.9	35.200	18.835	245.4	1:19.710	18	25.556	200.0	35.214	18.961	238.4	1:19.731
9	25.664	194.5	35.916	19.052	238.4	1:20.632	19	25.508	200.3	35.199	18.948	238.9	1:19.655
10	25.377	204.1	35.195	18.879	239.4	1:19.451							



Weather/Track: Cloud 15° /Dry 22°

Circuit Length - 3.703 kilometres  
Grand Prix Circuit  
Brands Hatch

Printed at 13:36, Friday, 17 July, 2009

© MST Systems Ltd, 2005 (www.mstworld.com)

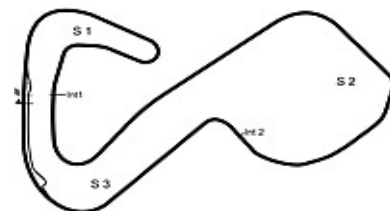
Page 7

# FIA Formula 2 Championship

## Free Practice 2 - Best Sector Times Report

POS	NO	SECTOR 1			SECTOR 2			SECTOR 3			NAME	IDEAL/BEST LAP COMPARISON			
		TIME	LAP	NO	TIME	LAP	NO	TIME	LAP	NO		IDEAL	BEST	LAP	DIFF
1	12	24.966	6	16	34.407	10	7	18.632	18	16	PISCOPO	1:18.139	1:18.320	10	+ 0.181
2	17	25.021	18	22	34.428	13	10	18.650	17	7	SURTEES	1:18.339	1:18.520	18	+ 0.181
3	24	25.025	16	15	34.445	15	16	18.688	15	22	SOUCEK	1:18.442	1:18.739	9	+ 0.297
4	16	25.044	10	2	34.464	13	15	18.710	15	17	IACONELLI	1:18.536	1:18.769	18	+ 0.233
5	7	25.050	11	10	34.573	17	25	18.726	12	4	JOUSSE	1:18.540	1:18.551	8	+ 0.011
6	4	25.065	7	3	34.589	9	21	18.730	15	10	DE MARCO	1:18.563	1:18.654	17	+ 0.091
7	22	25.161	15	4	34.625	8	2	18.766	13	2	HOHENTHAL	1:18.570	1:18.612	13	+ 0.042
8	25	25.184	8	7	34.657	18	12	18.766	12	12	WICKENS	1:18.580	1:18.637	12	+ 0.057
9	14	25.210	15	17	34.718	18	8	18.773	11	15	ALESHIN	1:18.604	1:18.653	15	+ 0.049
10	8	25.279	10	21	34.748	9	17	18.797	10	25	PAVLOVIC	1:18.764	1:18.937	12	+ 0.173
11	2	25.340	8	8	34.771	12	5	18.806	4	21	VASILIAUSK	1:18.818	1:18.893	16	+ 0.075
12	10	25.340	9	23	34.847	16	33	18.835	8	8	HEGEWALD	1:18.823	1:19.392	6	+ 0.569
13	21	25.340	16	12	34.848	12	14	18.848	11	3	PALMER	1:18.873	1:18.873	9	+ 0.000
14	27	25.374	16	25	34.854	12	4	18.850	8	24	GLADDIS	1:18.986	1:19.100	16	+ 0.114
15	33	25.377	10	5	34.868	8	22	18.853	9	14	BORTOLOTT	1:19.021	1:19.026	11	+ 0.005
16	6	25.386	14	31	34.952	12	3	18.892	9	5	BRUNDLE	1:19.123	1:19.415	4	+ 0.292
17	3	25.392	9	14	34.963	11	23	18.896	10	23	KARJALAIN	1:19.326	1:19.760	16	+ 0.434
18	11	25.416	6	24	35.018	15	6	18.905	14	6	EBRAHIM	1:19.356	1:19.356	14	+ 0.000
19	18	25.422	20	27	35.040	11	11	18.921	14	31	MOORE	1:19.406	1:19.491	12	+ 0.085
20	5	25.449	13	18	35.044	17	24	18.943	15	33	ENG	1:19.407	1:19.451	10	+ 0.044
21	15	25.449	8	6	35.065	14	31	18.952	5	18	GACHNANG	1:19.494	1:20.110	13	+ 0.616
22	20	25.461	4	20	35.185	13	18	19.028	15	27	SANCHEZ	1:19.500	1:19.527	11	+ 0.027
23	31	25.502	13	33	35.195	10	20	19.042	3	11	CLARKE	1:19.545	1:19.958	6	+ 0.413
24	23	25.583	18	11	35.208	6	27	19.086	11	20	HOING	1:19.688	1:20.013	5	+ 0.325
25	9	26.341	10	9	35.859	17	9	19.714	16	9	GANDOLFI	1:21.914	1:22.311	17	+ 0.397

'Perfect Lap' - 1:18.005



Weather/Track: Cloud 15° / Dry 22°

Circuit Length - 3.703 kilometres  
Grand Prix Circuit  
Brands Hatch

## FIA Formula 2 Championship

### QUALIFYING 1 - PROVISIONAL CLASSIFICATION

POS	NO	CL	DRIVER	NAT	SPONSOR	TIME	LAPS	GAP	KPH
1	33		Philipp ENG	AUT	European Racing Events	1:17.445	11		172.13
2	22		Andy SOUCEK	ESP	FK-Automotive	1:17.458	14	0.013	172.10
3	2		Sebastian HOHENTHAL	SWE	Mafi - Sweden Team	1:17.462	18	0.017	172.09
4	7		Henry SURTEES	GBR	Surtees	1:17.547	16	0.102	171.90
5	15		Mikhail ALESHIN	RUS	Red Bull - Lukoil	1:17.660	17	0.215	171.65
6	21		Kazim VASILIAUSKAS	LTU	Darsena	1:17.665	16	0.220	171.64
7	12		Robert WICKENS	CAN	Red Bull - Lukoil	1:17.723	18	0.278	171.51
8	4		Julien JOUSSE	FRA	E Leclerc	1:17.749	8	0.304	171.45
9	14		Mirko BORTOLOTTI	ITA	Red Bull	1:17.753	15	0.308	171.45
10	25		Milos PAVLOVIC	SRB	Bobby Tech	1:17.816	16	0.371	171.31
11	17		Carlos IACONELLI	BRA	laconelli.com	1:17.896	18	0.451	171.13
12	16		Edoardo PISCOPO	ITA	Auto Capital	1:17.931	18	0.486	171.05
13	3		Jolyon PALMER	GBR	Comma	1:17.936	15	0.491	171.04
14	10		Nicola DE MARCO	ITA	Friulana Flange	1:18.031	16	0.586	170.84
15	23		Henri KARJALAINEN	FIN	Everyman - LTC Rakennus	1:18.101	18	0.656	170.68
16	11		Jack CLARKE	GBR	KSS Design Group	1:18.396	17	0.951	170.04
17	5		Alex BRUNDLE	GBR	Sen - GAC - Nasstar	1:18.433	18	0.988	169.96
18	8		Tobias HEGEWALD	GER	Interwetten	1:18.448	19	1.003	169.93
19	27		German SANCHEZ	ESP	Go-Karts Orihuela Costa	1:18.470	17	1.025	169.88
20	6		Armaan EBRAHIM	IND	JK Racing	1:18.483	19	1.038	169.85
21	18		Natacha GACHNANG	SUI	Motorex	1:18.532	19	1.087	169.75
22	24		Tom GLADDIS	GBR	Marrache & Co	1:18.662	19	1.217	169.46
23	31		Jason MOORE	GBR	Olney Tyres & Exhausts	1:18.671	17	1.226	169.45
24	20		Jens HOING	GER	HASKAMP	1:19.024	16	1.579	168.69
25	9		Pietro GANDOLFI	ITA	Piscine Laghetto	1:20.132	13	2.687	166.36

QUALIFICATION MAXIMA 1:22.866

Weather/Track: Cloud 19°/Dry 26°

Brands Hatch GP  
Circuit Length = 3.7030 km.  
Start: 16:25 End: 16:58

Race Director:	Steward:	Timekeeper:
----------------	----------	-------------

## FIA Formula 2 Championship

### QUALIFYING 1 - RESULT

POS	NO	CL	DRIVER	NAT	SPONSOR	TIME	LAPS	GAP	KPH
1	33		Philipp ENG	AUT	European Racing Events	1:17.445	11		172.13
2	22		Andy SOUCEK	ESP	FK-Automotive	1:17.458	14	0.013	172.10
3	2		Sebastian HOENTHAL	SWE	Mafi - Sweden Team	1:17.462	18	0.017	172.09
4	7		Henry SURTEES	GBR	Surtees	1:17.547	16	0.102	171.90
5	21		Kazim VASILIAUSKAS	LTU	Darsena	1:17.665	16	0.220	171.64
6	12		Robert WICKENS	CAN	Red Bull - Lukoil	1:17.723	18	0.278	171.51
7	4		Julien JOUSSE	FRA	E Leclerc	1:17.749	8	0.304	171.45
8	25		Milos PAVLOVIC	SRB	Bobby Tech	1:17.816	16	0.371	171.31
9	17		Carlos IACONELLI	BRA	laconelli.com	1:17.896	18	0.451	171.13
10	16		Edoardo PISCOPO	ITA	Auto Capital	1:17.931	18	0.486	171.05
11	3		Jolyon PALMER	GBR	Comma	1:17.936	15	0.491	171.04
12	10		Nicola DE MARCO	ITA	Friulana Flange	1:18.031	16	0.586	170.84
13	23		Henri KARJALAINEN	FIN	Everyman - LTC Rakennus	1:18.101	18	0.656	170.68
14	11		Jack CLARKE	GBR	KSS Design Group	1:18.396	17	0.951	170.04
15	5		Alex BRUNDLE	GBR	Sen - GAC - Nasstar	1:18.433	18	0.988	169.96
16	27		German SANCHEZ	ESP	Go-Karts Orihuela Costa	1:18.470	17	1.025	169.88
17	6		Armaan EBRAHIM	IND	JK Racing	1:18.483	19	1.038	169.85
18	18		Natacha GACHNANG	SUI	Motorex	1:18.532	19	1.087	169.75
19	24		Tom GLADDIS	GBR	Marrache & Co	1:18.662	19	1.217	169.46
20	31		Jason MOORE	GBR	Olney Tyres & Exhausts	1:18.671	17	1.226	169.45
21	20		Jens HOING	GER	HASKAMP	1:19.024	16	1.579	168.69
22	9		Pietro GANDOLFI	ITA	Piscine Laghetto	1:20.132	13	2.687	166.36

QUALIFICATION MAXIMA 1:22.866

Cars 8, 14, and 15 All times disallowed as Stewards decisions 21, 23, and 24 refer.

Brands Hatch GP  
Circuit Length = 3.7030 km.

Steward:	Steward:	Steward:
----------	----------	----------

# FIA Formula 2 Championship

## Qualifying 1 - Sector Analysis Report

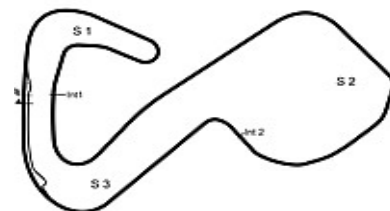
Lap S1 Time S1 Spd S2 Time S2 Spd S3 Time S3 Spd Lap Time Pit Lap S1 Time S1 Spd S2 Time S2 Spd S3 Time S3 Spd Lap Time Pit

2 HOENTHAL						SWE Mafi - Sweden Team							
1	7:02.192	189.4	38.711	19.710	237.8	8:00.613	11	25.066	199.2	35.064	20.991	238.4	1:21.121
2	25.627	194.5	35.136	18.985	238.4	1:19.748	12	24.948	198.5	34.159	18.722	237.8	1:17.829
3	25.170	198.8	34.723	18.824	237.3	1:18.717	13	25.307	199.6	38.070	20.178	237.3	1:23.555
4	24.991	197.8	34.569	18.881	238.4	1:18.441	14	25.323	197.8	39.934	3:00.603		4:05.860 Pit
5	26.277	194.2	36.888	19.267	236.8	1:22.432	15	32.980	195.2	35.396	18.947	238.4	1:27.323
6	25.241	196.3	34.392	18.712	237.3	1:18.345	16	24.940	200.0	34.099	18.569	240.0	1:17.608
7	24.890	198.1	34.192	18.620	238.9	1:17.702	17	24.832	200.0	34.109	18.583	240.0	1:17.524
8	26.430	193.5	36.400	18.900	238.9	1:21.730	18	24.852	197.8	34.004	18.606	239.4	1:17.462
9	26.307	192.5	36.360	5:30.141		6:32.808 Pit							
10	34.438	188.1	36.993	19.110	238.4	1:30.541							

3 PALMER						GBR Comma							
1	5:51.882	169.8	38.572	20.299	236.3	6:50.753	9	25.204	198.8	36.492	19.357	237.8	1:21.053
2	26.014	196.3	35.488	19.259	238.4	1:20.761	10	25.032	198.8	34.210	18.694	237.8	1:17.936
3	25.618	197.0	35.173	19.272	238.4	1:20.063	11	27.148	162.6	39.874	19.663	236.3	1:26.685
4	25.386	200.7	35.268	19.468	236.3	1:20.122	12	25.317	177.9	46.488	3:06.147		4:17.952 Pit
5	25.486	198.1	34.975	19.033	237.8	1:19.494	13	44.091	165.3	39.134	19.518	237.3	1:42.743
6	26.231	196.3	36.042	9:29.558		10:31.831 Pit	14	25.234	198.5	35.018	19.128	237.8	1:19.380
7	32.908	192.1	38.563	19.901	236.8	1:31.372	15	25.215	198.1	35.406	1:11.835		2:12.456 Pit
8	25.538	197.0	35.290	19.425	237.3	1:20.253							

4 JOUSSE						FRA E Leclerc							
1	6:01.952	189.4	42.864	22.009	233.7	7:06.825	6	24.892	197.8	34.231	18.626	237.8	1:17.749
2	25.777	194.5	35.459	19.273	236.8	1:20.509	7	24.675	197.8	34.133	19.222	236.8	1:18.030
3	25.230	195.6	34.893	4:19.522		5:19.645 Pit	8	24.785	196.0	34.381	18.763	237.8	1:17.929
4	33.614	192.5	38.634	19.323	235.2	1:31.571							
5	25.091	195.6	35.093	19.022	236.8	1:19.206							

5 BRUNDLE						GBR Sen - GAC - Nasstar							
1	5:42.612	190.8	35.979	19.222	236.3	6:37.813	11	25.320	199.6	34.976	19.240	240.0	1:19.536
2	25.648	197.8	35.478	19.004	237.8	1:20.130	12	25.300	200.7	34.468	19.144	239.4	1:18.912
3	25.628	195.2	35.341	19.009	237.8	1:19.978	13	26.238	194.5	37.844	18.908	240.5	1:22.990
4	25.478	199.6	35.093	19.006	237.3	1:19.577	14	25.397	201.8	34.278	18.758	238.9	1:18.433
5	25.491	199.6	34.917	18.912	238.4	1:19.320	15	27.605	193.2	40.149	5:04.264		6:12.018 Pit
6	25.473	199.2	35.170	4:22.210		5:22.853 Pit	16	34.052	196.3	35.051	22.687	237.8	1:31.790
7	36.137	164.3	36.226	19.098	236.8	1:31.461	17	25.587	199.2	34.569	18.810	239.4	1:18.966
8	25.334	198.1	34.516	18.614	240.0	1:18.464	18	25.494	198.8	36.638	1:00.116		2:02.248 Pit
9	25.075	199.6	35.205	19.002	236.8	1:19.282							
10	25.284	200.3	35.047	27.337	233.7	1:27.668							



Weather/Track: Cloud 19° /Dry 26°

Circuit Length - 3.703 kilometres  
Grand Prix Circuit  
Brands Hatch

Printed at 17:02, Friday, 17 July, 2009

© MST Systems Ltd, 2005 (www.mstworld.com)

Page 1

# FIA Formula 2 Championship

## Qualifying 1 - Sector Analysis Report

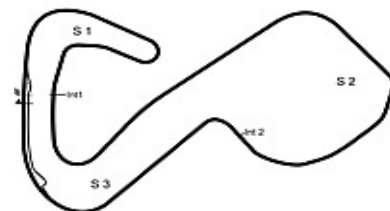
Lap S1 Time S1 Spd S2 Time S2 Spd S3 Time S3 Spd Lap Time Pit Lap S1 Time S1 Spd S2 Time S2 Spd S3 Time S3 Spd Lap Time Pit

6 EBRAHIM						IND JK Racing							
1	5:56.834	184.9	43.477	21.123	235.2	7:01.434	11	25.208	198.8	35.728	19.131	240.0	1:20.067
2	25.671	197.0	35.947	19.172	237.8	1:20.790	12	25.308	196.3	35.297	18.852	238.4	1:19.457
3	25.046	198.1	35.207	18.876	237.8	1:19.129	13	28.961	120.2	39.535	19.269	237.8	1:27.765
4	25.021	198.8	35.406	19.005	237.8	1:19.432	14	25.203	199.6	34.917	18.907	239.4	1:19.027
5	25.599	197.4	35.964	4:07.257		5:08.820 Pit	15	25.331	198.8	34.951	4:06.941		5:07.223 Pit
6	35.055	194.2	37.990	20.204	236.8	1:33.249	16	32.322	195.6	36.694	19.482	236.8	1:28.498
7	25.316	196.3	35.126	18.683	238.9	1:19.125	17	25.427	198.8	35.246	19.006	238.9	1:19.679
8	25.113	195.2	34.824	18.869	237.3	1:18.806	18	26.059	199.2	35.245	18.871	238.9	1:20.175
9	25.006	200.0	34.765	18.712	238.4	1:18.483	19	25.144	198.5	35.002	19.351	236.3	1:19.497
10	26.122	190.4	36.778	19.355	236.8	1:22.255							

7 SURTEES						GBR Surtees							
1	5:50.456	187.5	39.172	19.543	235.8	6:49.171	10	24.821	200.0	36.105	27.176		1:28.102
2	25.570	196.7	35.402	19.085	238.9	1:20.057	11	31.714	186.5	37.810	18.829	238.4	1:28.353
3	25.538	194.9	37.862	23.017	237.3	1:26.417	12	25.051	199.2	38.356	26.075	238.9	1:29.482
4	25.145	200.0	34.881	19.060	237.8	1:19.086	13	24.966	184.6	37.357	18.802	238.9	1:21.125
5	25.310	198.8	34.900	18.869	238.9	1:19.079	14	24.898	200.7	34.463	18.483	239.4	1:17.844
6	25.583	196.7	35.092	3:57.811		4:58.486 Pit	15	24.810	200.0	36.809	5:11.915		6:13.534 Pit
7	35.350	186.8	36.232	18.993	237.3	1:30.575	16	32.115	198.1	34.836	3:25.684		4:32.635 Pit
8	25.159	197.4	34.730	18.556	238.9	1:18.445							
9	24.829	198.5	34.190	18.528	237.8	1:17.547							

8 HEGEWALD						GER Interwetten							
1	6:13.759	191.4	38.026	24.340	236.3	7:16.125	11	25.406	198.5	34.628	18.801	240.5	1:18.835
2	25.903	196.7	35.484	19.223	238.4	1:20.610	12	29.839	167.1	44.646	20.232	239.4	1:34.717
3	25.601	196.3	36.135	20.857	237.3	1:22.593	13	25.310	199.2	34.858	18.883	238.4	1:19.051
4	25.723	198.1	35.288	3:52.569		4:53.580 Pit	14	25.294	198.8	34.558	18.681	241.6	1:18.533
5	36.154	189.8	37.354	19.513	238.4	1:33.021	15	25.156	200.3	34.417	3:51.614		4:51.187 Pit
6	25.387	195.6	34.867	18.824	239.4	1:19.078	16	32.670	197.0	36.212	21.683	238.9	1:30.565
7	25.186	197.4	35.080	18.783	240.5	1:19.049	17	25.554	197.8	34.694	18.861	240.5	1:19.109
8	25.156	197.4	34.651	18.738	240.5	1:18.545	18	25.410	200.3	34.574	18.931	240.0	1:18.915
9	33.570	109.0	41.372	20.051	235.8	1:34.993	19	25.401	196.0	34.266	18.781	240.0	1:18.448
10	25.244	198.1	34.822	18.833	238.4	1:18.899							

9 GANDOLFI						ITA Piscine Laghetto							
1	6:06.465	167.4	40.619	22.602	237.3	7:09.686	8	25.988	195.2	35.524	19.435	236.3	1:20.947
2	26.385	196.3	36.370	19.574	237.3	1:22.329	9	25.795	197.0	35.885	20.754	236.8	1:22.434
3	25.938	195.6	36.032	20.358	235.8	1:22.328	10	25.527	197.0	35.261	19.435	236.8	1:20.223
4	26.013	198.1	36.003	19.728	236.8	1:21.744	11	25.586	198.1	35.202	19.344	238.4	1:20.132
5	28.621	197.8	36.470	19.744	236.3	1:24.835	12	25.795	175.0	46.832	21.317	238.4	1:33.944
6	26.637	197.4	36.145	4:24.525		5:27.307 Pit	13	25.801	196.0	35.823	19.316	236.8	1:20.940
7	33.255	184.6	37.827	21.148	237.8	1:32.230							



Weather/Track: Cloud 19° /Dry 26°

Circuit Length - 3.703 kilometres  
Grand Prix Circuit  
Brands Hatch

Printed at 17:02, Friday, 17 July, 2009

© MST Systems Ltd, 2005 (www.mstworld.com)

Page 2

# FIA Formula 2 Championship

## Qualifying 1 - Sector Analysis Report

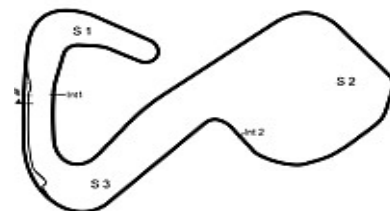
Lap S1 Time S1 Spd S2 Time S2 Spd S3 Time S3 Spd Lap Time Pit Lap S1 Time S1 Spd S2 Time S2 Spd S3 Time S3 Spd Lap Time Pit

10 DE MARCO				ITA				Friulana Flange					
1	5:49.487	188.1	37.943	19.983	234.7	6:47.413	10	29.186	177.6	40.886	19.172	238.9	1:29.244
2	26.247	198.5	35.869	19.270	238.9	1:21.386	11	26.740	124.4	46.666	19.959	239.4	1:33.365
3	25.553	197.8	35.256	19.037	239.4	1:19.846	12	25.174	200.3	36.082	19.162	241.0	1:20.418
4	25.442	201.4	35.069	4:44.915		5:45.426 Pit	13	24.869	200.7	34.591	18.571	240.5	1:18.031
5	39.973	126.0	39.188	19.148	238.9	1:38.309	14	24.968	200.7	35.612	19.072	240.5	1:19.652
6	25.147	197.4	34.613	18.578	240.5	1:18.338	15	25.015	201.1	36.042	3:31.105		4:32.162 Pit
7	25.029	198.8	34.553	18.766	240.0	1:18.348	16	38.714	183.0	38.316	21.116	238.9	1:38.146
8	24.764	198.8	34.830	18.793	239.4	1:18.387							
9	24.955	201.8	34.994	22.557	201.1	1:22.506							

11 CLARKE				GBR				KSS Design Group					
1	5:50.702	127.3	51.418	4:10.239		10:52.359 Pit	10	32.566	176.1	41.396	19.396	235.2	1:33.358
2	32.612	194.2	36.900	19.446	234.7	1:28.958	11	25.034	197.8	34.826	18.993	236.8	1:18.853
3	25.327	197.0	34.959	18.897	237.3	1:19.183	12	25.869	197.4	37.096	19.454	235.2	1:22.419
4	24.932	197.8	34.701	18.869	235.2	1:18.502	13	26.832	146.1	45.992	2:37.279		3:50.103 Pit
5	25.310	197.4	34.966	19.070	235.8	1:19.346	14	31.500	196.7	37.124	19.918	237.3	1:28.542
6	24.968	197.4	34.657	18.771	238.9	1:18.396	15	25.094	200.3	35.028	18.943	237.8	1:19.065
7	25.013	196.0	34.767	19.027	237.3	1:18.807	16	25.152	199.6	34.723	18.708	236.8	1:18.583
8	25.514	196.7	34.906	18.931	237.8	1:19.351	17	25.250	198.8	36.481	20.548	235.8	1:22.279
9	25.231	198.5	36.167	4:11.935		5:13.333 Pit							

12 WICKENS				CAN				Red Bull - Lukoil					
1	6:10.316	143.6	40.509	22.076	235.8	7:12.901	11	28.102	183.0	42.228	18.940	239.4	1:29.270
2	25.635	197.0	35.346	19.124	238.9	1:20.105	12	24.792	201.8	44.052	21.932	240.0	1:30.776
3	25.494	198.8	38.323	21.173	237.3	1:24.990	13	24.819	201.1	34.203	18.701	238.4	1:17.723
4	25.270	199.2	35.114	4:18.229		5:18.613 Pit	14	27.254	188.8	39.945	4:18.819		5:26.018 Pit
5	35.857	191.8	36.242	19.171	237.8	1:31.270	15	33.171	197.4	38.030	19.587	237.8	1:30.788
6	24.949	197.8	34.658	18.698	239.4	1:18.305	16	24.925	200.7	35.175	18.983	238.9	1:19.083
7	25.009	198.1	41.402	19.216	239.4	1:25.627	17	24.836	201.8	34.238	18.686	240.0	1:17.760
8	25.030	200.0	34.300	18.661	238.9	1:17.991	18	24.801	198.8	37.448	49.092		1:51.341 Pit
9	29.392	123.4	43.672	19.783	237.8	1:32.847							
10	24.825	200.7	35.548	22.994	238.4	1:23.367							

14 BORTOLOTTI				ITA				Red Bull					
1	6:41.998	193.5	42.073	20.191	237.8	7:44.262	9	24.918	199.6	34.348	18.786	237.3	1:18.052
2	25.604	195.6	35.357	19.189	237.3	1:20.150	10	24.815	198.1	34.088	18.850	238.4	1:17.753
3	25.463	198.8	34.988	19.230	238.9	1:19.681	11	24.907	199.6	41.236	19.438	241.0	1:25.581
4	25.093	198.5	34.777	19.039	239.4	1:18.909	12	24.790	195.2	34.402	18.758	240.0	1:17.950
5	25.209	199.6	34.838	19.141	238.4	1:19.188	13	25.028	201.1	34.310	18.843	240.0	1:18.181
6	25.608	197.8	35.004	3:55.237		4:55.849 Pit	14	29.766	188.4	36.624	18.962	240.0	1:25.352
7	31.393	195.2	35.454	19.177	238.4	1:26.024	15	24.826	200.0	39.636			11:06.622 Pit
8	24.992	199.2	35.182	18.943	237.8	1:19.117							



Weather/Track: Cloud 19° /Dry 26°

Circuit Length - 3.703 kilometres  
Grand Prix Circuit  
Brands Hatch

# FIA Formula 2 Championship

## Qualifying 1 - Sector Analysis Report

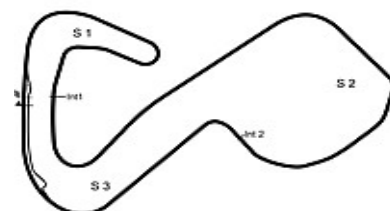
Lap S1 Time S1 Spd S2 Time S2 Spd S3 Time S3 Spd Lap Time Pit Lap S1 Time S1 Spd S2 Time S2 Spd S3 Time S3 Spd Lap Time Pit

15 ALESHIN				RUS				Red Bull - Lukoil					
1	5:44.138	193.2	37.502	19.621	234.2	6:41.261	10	34.136	135.6	48.980	20.527	240.5	1:43.643
2	26.091	198.1	35.898	19.183	237.8	1:21.172	11	24.754	200.0	34.337	18.569	240.0	1:17.660
3	25.691	196.7	35.364	18.927	239.4	1:19.982	12	28.024	193.5	41.848	19.045	238.9	1:28.917
4	25.584	200.3	35.532	5:05.873		6:06.989 Pit	13	24.965	200.7	34.330	18.500	240.5	1:17.795
5	36.808	193.5	37.096	19.102	238.9	1:33.006	14	1:59.289	146.7	46.845	2:25.319		5:11.453 Pit
6	25.329	194.9	34.753	18.623	239.4	1:18.705	15	48.638	198.1	35.329	18.915	239.4	1:42.882
7	25.005	200.7	34.451	18.614	240.0	1:18.070	16	25.097	200.7	34.097	18.604	241.0	1:17.798
8	33.706	126.1	39.329	18.924	238.4	1:31.959	17	27.622	196.7	37.464	1:25.446		2:30.532 Pit
9	25.007	200.7	42.240	26.321		1:33.568							

16 PISCOPO				ITA				Auto Capital					
1	6:26.239	177.9	38.011	21.162	235.2	7:25.412	11	25.074	198.5	35.743	19.069	238.4	1:19.886
2	25.592	196.7	35.503	19.345	235.8	1:20.440	12	24.908	200.7	34.609	18.735	237.3	1:18.252
3	25.454	198.1	35.211	19.335	237.3	1:20.000	13	24.908	198.8	34.397	18.646	238.4	1:17.951
4	25.326	201.1	37.092	23.680	236.3	1:26.098	14	25.066	200.0	34.253	18.940	237.3	1:18.259
5	25.299	197.0	34.975	19.006	235.8	1:19.280	15	27.876	140.8	44.814	3:03.327		4:16.017 Pit
6	25.322	198.1	36.308	19.843	235.8	1:21.473	16	46.878	189.1	37.632	19.823	237.3	1:44.333
7	25.282	198.8	34.718	18.834	236.3	1:18.834	17	24.927	199.6	34.291	18.713	238.4	1:17.931
8	26.116	192.8	36.442	4:35.294		5:37.852 Pit	18	24.990	198.8	38.262	1:09.368		2:12.620 Pit
9	35.553	188.4	38.668	24.917	232.2	1:39.138							
10	33.278	140.2	38.027	19.004	237.8	1:30.309							

17 IACONELLI				BRA				Iaconelli.com					
1	6:18.422	188.8	38.490	20.758	235.2	7:17.670	11	25.025	199.6	34.495	18.684	238.9	1:18.204
2	25.846	196.0	35.604	19.235	237.8	1:20.685	12	24.907	199.6	37.021	18.930	239.4	1:20.858
3	25.514	196.0	36.708	20.920	236.8	1:23.142	13	24.858	199.6	34.282	18.756	238.4	1:17.896
4	25.831	197.0	35.906	4:16.335		5:18.072 Pit	14	24.901	201.1	34.445	18.910	238.9	1:18.256
5	33.885	190.8	37.045	19.191	237.3	1:30.121	15	28.557	192.1	44.143	3:48.323		5:01.023 Pit
6	25.352	195.6	34.613	19.060	236.8	1:19.025	16	39.820	197.0	39.498	23.376	237.3	1:42.694
7	24.932	200.3	34.383	18.857	238.4	1:18.172	17	25.014	200.0	34.440	18.753	238.9	1:18.207
8	24.851	198.1	35.009	18.896	238.4	1:18.756	18	24.948	198.1	35.841	18.908	236.8	1:19.697
9	25.041	199.2	35.992	24.621	173.6	1:25.654							
10	34.715	163.3	45.380	19.448	237.3	1:39.543							

18 GACHNANG				SUI				Motorex					
1	6:14.770	190.1	39.514	23.761	233.2	7:18.045	11	25.118	194.5	35.489	19.072	234.2	1:19.679
2	26.692	189.8	36.412	19.511	234.2	1:22.615	12	24.995	196.7	34.773	18.764	235.8	1:18.532
3	25.640	193.8	36.211	19.584	234.2	1:21.435	13	25.034	196.7	34.732	18.943	234.2	1:18.709
4	25.958	193.5	36.520	19.376	235.2	1:21.854	14	24.884	197.4	55.089	19.372	235.8	1:39.345
5	25.621	195.2	35.555	19.284	235.2	1:20.460	15	25.261	197.0	38.266	3:19.806		4:23.333 Pit
6	25.984	193.5	36.145	4:14.910		5:17.039 Pit	16	32.348	195.2	36.338	21.764	237.3	1:30.450
7	35.500	191.1	36.489	19.535	235.2	1:31.524	17	25.298	197.0	34.653	19.164	235.8	1:19.115
8	25.311	194.2	35.315	18.963	234.7	1:19.589	18	25.209	196.7	34.657	18.826	237.3	1:18.692
9	25.224	194.5	36.500	21.421	232.7	1:23.145	19	25.376	193.5	34.832	18.798	234.7	1:19.006
10	28.225	167.9	37.184	19.274	235.8	1:24.683							



Weather/Track: Cloud 19° /Dry 26°

Circuit Length - 3.703 kilometres  
Grand Prix Circuit  
Brands Hatch

Printed at 17:02, Friday, 17 July, 2009

© MST Systems Ltd, 2005 (www.mstworld.com)

Page 4

# FIA Formula 2 Championship

## Qualifying 1 - Sector Analysis Report

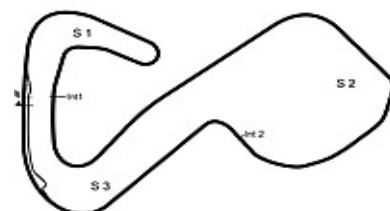
Lap S1 Time S1 Spd S2 Time S2 Spd S3 Time S3 Spd Lap Time Pit Lap S1 Time S1 Spd S2 Time S2 Spd S3 Time S3 Spd Lap Time Pit

20 HOING				GER				HASKAMP					
1	6:05.845	169.8	40.575	22.789	235.2	7:09.209	10	26.159	198.1	35.200	19.157	236.8	1:20.516
2	26.200	195.6	35.715	19.298	237.3	1:21.213	11	25.214	199.2	34.955	18.855	237.3	1:19.024
3	32.033	145.5	37.088	20.653	235.8	1:29.774	12	25.248	199.2	35.689	19.716	234.2	1:20.653
4	27.343	171.7	36.452	19.374	235.8	1:23.169	13	25.321	199.2	36.275	3:50.835		4:52.431 Pit
5	25.424	199.2	35.435	19.188	236.3	1:20.047	14	35.023	193.2	36.557	19.350	236.8	1:30.930
6	25.593	197.0	35.466	19.421	234.7	1:20.480	15	25.278	198.8	34.917	18.935	237.3	1:19.130
7	25.582	198.5	36.796	7:31.145		8:33.523 Pit	16	25.544	199.6	39.790	57.266		2:02.600 Pit
8	35.494	183.3	38.081	21.222	234.7	1:34.797							
9	25.513	196.3	35.501	19.175	235.8	1:20.189							

21 VASILIAUSKAS				LTU				Darsena					
1	6:04.775	184.3	40.982	22.086	237.8	7:07.843	10	25.144	201.1	34.469	18.780	239.4	1:18.393
2	26.192	197.0	35.277	19.211	239.4	1:20.680	11	30.675	147.7	41.560	19.228	240.0	1:31.463
3	25.557	199.2	35.223	19.814	238.4	1:20.594	12	25.681	172.2	42.627	2:43.972		3:52.280 Pit
4	25.501	199.6	35.141	18.922	238.9	1:19.564	13	2:02.239	122.4	47.618	2:36.817		5:26.674 Pit
5	25.428	200.0	34.913	18.865	239.4	1:19.206	14	46.450	195.2	36.132	19.351	240.0	1:41.933
6	25.496	199.6	35.967	4:02.283		5:03.746 Pit	15	24.976	201.1	34.093	18.596	241.0	1:17.665
7	36.287	133.4	41.200	19.217	236.8	1:36.704	16	24.910	200.7	37.773	56.710		1:59.393 Pit
8	25.291	198.1	34.502	18.708	238.4	1:18.501							
9	24.956	200.3	34.257	18.704	238.9	1:17.917							

22 SOUCEK				ESP				FK-Automotive					
1	6:34.864	185.5	43.478	23.260		7:41.602	9	24.705	200.3	35.865	20.943	238.9	1:21.513
2	30.829	191.8	38.444	19.433	237.3	1:28.706	10	24.901	201.1	34.328	18.684	237.8	1:17.913
3	25.537	200.0	35.106	18.923	237.3	1:19.566	11	24.764	200.7	34.519	18.732	237.8	1:18.015
4	25.079	197.8	34.777	18.849	238.9	1:18.705	12	30.570	181.5	43.562	3:19.682		4:33.814 Pit
5	25.267	198.5	34.741	18.852	238.9	1:18.860	13	47.921	194.9	37.782	19.264	237.8	1:44.967
6	25.246	199.2	34.765	8:15.965		9:15.976 Pit	14	24.638	200.0	34.187	18.633	240.0	1:17.458
7	34.402	191.8	40.774	19.175	236.3	1:34.351							
8	25.167	198.5	34.239	18.763	239.4	1:18.169							

23 KARJALAINEN				FIN				Everyman - LTC Rakennus					
1	6:22.954	190.8	37.734	20.140	234.2	7:20.828	11	24.903	197.0	34.374	18.824	238.9	1:18.101
2	26.852	193.5	36.192	19.325	236.8	1:22.369	12	24.973	197.0	37.412	20.815	236.3	1:23.200
3	25.755	194.9	35.533	19.619	236.8	1:20.907	13	24.916	198.5	34.659	18.898	237.3	1:18.473
4	25.601	195.6	35.667	19.586	236.3	1:20.854	14	25.022	198.1	34.427	18.963	236.8	1:18.412
5	25.613	197.0	35.355	4:20.675		5:21.643 Pit	15	24.875	198.1	40.444	3:32.277		4:37.596 Pit
6	37.601	172.5	39.682	20.094	236.8	1:37.377	16	49.593	98.8	38.484	19.545	238.9	1:47.622
7	25.395	197.4	34.931	18.957	238.4	1:19.283	17	25.079	198.5	35.200	18.910	240.0	1:19.189
8	24.995	197.4	34.464	19.019	236.8	1:18.478	18	25.183	196.0	35.777	19.527	237.3	1:20.487
9	26.076	178.2	44.157	28.670		1:38.903							
10	31.248	185.8	37.189	19.495	236.8	1:27.932							



Weather/Track: Cloud 19° /Dry 26°

Circuit Length - 3.703 kilometres  
Grand Prix Circuit  
Brands Hatch

Printed at 17:02, Friday, 17 July, 2009

© MST Systems Ltd, 2005 (www.mstworld.com)

Page 5

# FIA Formula 2 Championship

## Qualifying 1 - Sector Analysis Report

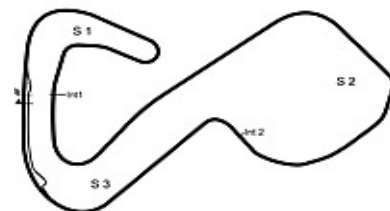
Lap S1 Time S1 Spd S2 Time S2 Spd S3 Time S3 Spd Lap Time Pit Lap S1 Time S1 Spd S2 Time S2 Spd S3 Time S3 Spd Lap Time Pit

24 GLADDIS			GBR			Marrache & Co							
1	6:23.932	189.8	37.992	20.037	234.7	7:21.961	11	25.004	195.6	34.817	18.940	236.8	1:18.761
2	26.022	192.1	36.595	23.893	234.2	1:26.510	12	24.941	198.1	34.890	18.831	234.7	1:18.662
3	25.568	195.2	35.566	19.351	235.2	1:20.485	13	25.630	196.3	35.604	19.702	236.8	1:20.936
4	25.434	196.7	35.749	19.688	236.8	1:20.871	14	24.904	198.1	34.872	19.116	235.8	1:18.892
5	25.616	196.0	35.494	19.061	236.8	1:20.171	15	26.806	183.3	40.195	2:40.613		3:47.614 Pit
6	25.524	196.3	35.727	4:56.436		5:57.687 Pit	16	31.633	193.5	36.580	21.350	236.3	1:29.563
7	35.223	190.4	37.618	19.317	234.2	1:32.158	17	24.965	198.5	35.068	18.909	237.8	1:18.942
8	27.142	194.9	36.325	19.190	234.7	1:22.657	18	25.115	199.6	35.099	19.776	236.8	1:19.990
9	25.116	197.8	35.012	19.089	238.9	1:19.217	19	25.139	197.0	34.830	18.836	236.3	1:18.805
10	28.899	174.1	39.786	22.266	236.3	1:30.951							

25 PAVLOVIC			SRB			Bobby Tech							
1	6:25.384	184.6	37.920	19.982	234.7	7:23.286	10	31.577	138.8	39.166	22.647	235.8	1:33.390
2	25.708	197.0	36.151	20.088	235.2	1:21.947	11	24.775	198.8	34.312	18.729	237.8	1:17.816
3	25.249	199.6	35.349	19.304	237.3	1:19.902	12	29.366	166.1	40.310	21.375	236.8	1:31.051
4	25.297	200.0	36.072	4:48.229		5:49.598 Pit	13	24.849	198.5	34.379	18.824	237.3	1:18.052
5	33.925	192.5	36.768	19.127	236.8	1:29.820	14	27.912	157.4	40.312	3:54.746		5:02.970 Pit
6	25.099	196.7	34.710	18.939	238.4	1:18.748	15	35.720	182.4	38.838	22.369	237.8	1:36.927
7	29.707	181.5	36.641	19.125	237.8	1:25.473	16	24.868	199.2	34.538	18.604	237.3	1:18.010
8	24.780	197.8	34.450	18.632	236.8	1:17.862							
9	24.740	199.2	37.151	29.553	172.5	1:31.444							

27 SANCHEZ			ESP			Go-Karts Orihuela Costa							
1	6:29.553	181.5	40.498	19.798	236.3	7:29.849	10	24.909	198.5	34.889	18.861	238.9	1:18.659
2	26.610	194.5	37.697	19.560	235.8	1:23.867	11	24.964	197.0	34.631	18.875	239.4	1:18.470
3	25.799	196.3	35.733	20.804	235.8	1:22.336	12	29.747	162.6	40.727	19.326	237.3	1:29.800
4	25.742	196.3	35.663	19.450	238.4	1:20.855	13	25.068	198.8	36.962	19.663	237.3	1:21.693
5	26.414	196.0	38.170	4:42.145		5:46.729 Pit	14	25.391	197.0	38.811	3:53.545		4:57.747 Pit
6	41.032	146.3	49.345	23.514	191.1	1:53.891	15	44.749	194.5	38.036	20.404	236.3	1:43.189
7	29.221	190.8	42.444	22.298	234.2	1:33.963	16	25.341	199.6	34.732	19.007	238.9	1:19.080
8	25.693	196.0	36.628	21.458	231.2	1:23.779	17	25.066	198.1	34.823	19.033	236.8	1:18.922
9	25.453	197.8	35.075	19.041	236.3	1:19.569							

31 MOORE			GBR			Olney Tyres & Exhausts							
1	6:10.987	173.0	40.291	22.501	236.3	7:13.779	10	25.543	194.2	34.927	26.697	237.3	1:27.167
2	25.872	197.4	35.493	19.256	238.9	1:20.621	11	25.430	197.8	39.005	1:57.781		3:02.216 Pit
3	25.854	195.6	35.520	20.171	237.8	1:21.545	12	34.904	196.3	36.234	19.156	237.8	1:30.294
4	25.635	198.8	35.273	19.402	241.6	1:20.310	13	25.324	200.0	34.773	18.925	239.4	1:19.022
5	27.657	197.8	35.490	3:47.792		4:50.939 Pit	14	25.315	199.6	34.642	3:54.252		4:54.209 Pit
6	32.610	195.2	36.041	19.215	238.4	1:27.866	15	48.497	197.0	35.290	19.030	237.8	1:42.817
7	26.005	196.3	34.878	19.131	238.4	1:20.014	16	25.337	200.3	34.867	19.014	239.4	1:19.218
8	25.557	197.4	34.684	18.947	238.4	1:19.188	17	25.625	200.0	38.910	1:05.310		2:09.845 Pit
9	25.362	199.6	34.550	18.759	238.9	1:18.671							



Weather/Track: Cloud 19° /Dry 26°

Circuit Length - 3.703 kilometres  
Grand Prix Circuit  
Brands Hatch

Printed at 17:02, Friday, 17 July, 2009

© MST Systems Ltd, 2005 (www.mstworld.com)

Page 6

# FIA Formula 2 Championship

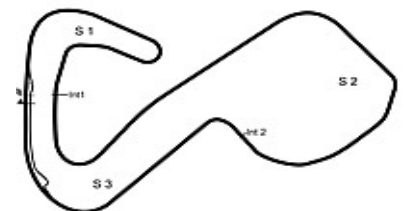
## Qualifying 1 - Sector Analysis Report

Lap S1 Time S1 Spd S2 Time S2 Spd S3 Time S3 Spd Lap Time Pit Lap S1 Time S1 Spd S2 Time S2 Spd S3 Time S3 Spd Lap Time Pit

33 ENG						AUT			European Racing Events							
1	6:30.305	191.8	37.343			19.444	235.8	7:27.092	7	25.387	198.1	35.443	5:26.766		6:27.596	Pit
2	25.484	195.6	35.652			19.330	237.3	1:20.466	8	35.345	171.1	40.945	19.136	232.2	1:35.426	
3	25.385	197.8	35.435			19.169	237.3	1:19.989	9	25.214	195.6	34.275	18.752	237.3	1:18.241	
4	25.644	197.8	36.512			19.542	236.8	1:21.698	10	24.766	199.6	34.173	18.506	237.8	1:17.445	
5	25.528	198.8	35.164			18.906	238.4	1:19.598	11	24.971	198.8	35.501	19.011	238.9	1:19.483	
6	25.393	197.0	35.055			18.938	237.8	1:19.386								



Weather/Track: Cloud 19° /Dry 26°



Circuit Length - 3.703 kilometres  
Grand Prix Circuit  
Brands Hatch

# FIA Formula 2 Championship

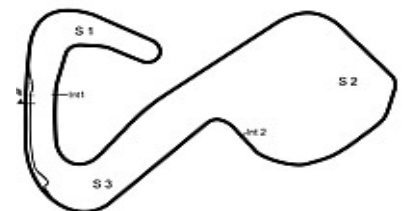
## Qualifying 1 - Best Sector Times Report

POS	NO	SECTOR 1			SECTOR 2			SECTOR 3			NAME	IDEAL/BEST LAP COMPARISON			
		TIME	LAP	NO	TIME	LAP	NO	TIME	LAP	NO		IDEAL	BEST	LAP	DIFF
1	22	24.638	14	2	34.004	18	7	18.483	14	15	ALESHIN	1:17.351	1:17.660	11	+ 0.309
2	4	24.675	7	14	34.088	10	15	18.500	13	2	HOHENTHAL	1:17.405	1:17.462	18	+ 0.057
3	25	24.740	9	21	34.093	15	33	18.506	10	4	JOUSSE	1:17.434	1:17.749	6	+ 0.315
4	15	24.754	11	15	34.097	16	2	18.569	16	33	ENG	1:17.445	1:17.445	10	+ 0.000
5	10	24.764	8	4	34.133	7	10	18.571	13	22	SOUCEK	1:17.458	1:17.458	14	+ 0.000
6	33	24.766	10	33	34.173	10	21	18.596	15	7	SURTEES	1:17.483	1:17.547	9	+ 0.064
7	14	24.790	12	22	34.187	14	25	18.604	16	21	VASILIAUSK	1:17.599	1:17.665	15	+ 0.066
8	12	24.792	12	7	34.190	9	5	18.614	8	14	BORTOLOTT	1:17.636	1:17.753	10	+ 0.117
9	7	24.810	15	12	34.203	13	4	18.626	6	12	WICKENS	1:17.656	1:17.723	13	+ 0.067
10	2	24.832	17	3	34.210	10	22	18.633	14	25	PAVLOVIC	1:17.656	1:17.816	11	+ 0.160
11	17	24.851	8	16	34.253	14	16	18.646	13	16	PISCOPO	1:17.807	1:17.931	17	+ 0.124
12	23	24.875	15	8	34.266	19	12	18.661	8	17	IACONELLI	1:17.817	1:17.896	13	+ 0.079
13	18	24.884	14	5	34.278	14	8	18.681	14	10	DE MARCO	1:17.888	1:18.031	13	+ 0.143
14	24	24.904	14	17	34.282	13	6	18.683	7	3	PALMER	1:17.936	1:17.936	10	+ 0.000
15	16	24.908	12	25	34.312	11	17	18.684	11	5	BRUNDLE	1:17.967	1:18.433	14	+ 0.466
16	27	24.909	10	23	34.374	11	3	18.694	10	23	KARJALAIN	1:18.073	1:18.101	11	+ 0.028
17	21	24.910	16	31	34.550	9	11	18.708	16	8	HEGEWALD	1:18.103	1:18.448	19	+ 0.345
18	11	24.932	4	10	34.553	7	14	18.758	12	11	CLARKE	1:18.297	1:18.396	6	+ 0.099
19	6	25.006	9	27	34.631	11	31	18.759	9	18	GACHNANG	1:18.301	1:18.532	12	+ 0.231
20	3	25.032	10	18	34.653	17	18	18.764	12	27	SANCHEZ	1:18.401	1:18.470	11	+ 0.069
21	5	25.075	9	11	34.657	6	23	18.824	11	6	EBRAHIM	1:18.454	1:18.483	9	+ 0.029
22	8	25.156	8	6	34.765	9	24	18.831	12	24	GLADDIS	1:18.552	1:18.662	12	+ 0.110
23	20	25.214	11	24	34.817	11	20	18.855	11	31	MOORE	1:18.624	1:18.671	9	+ 0.047
24	31	25.315	14	20	34.917	15	27	18.861	10	20	HOING	1:18.986	1:19.024	11	+ 0.038
25	9	25.527	10	9	35.202	11	9	19.316	13	9	GANDOLFI	1:20.045	1:20.132	11	+ 0.087

'Perfect Lap' - 1:17.125



Weather/Track: Cloud 19° /Dry 26°



Circuit Length - 3.703 kilometres  
Grand Prix Circuit  
Brands Hatch

## FIA Formula 2 Championship

### QUALIFYING 2 - PROVISIONAL CLASSIFICATION

POS	NO	CL	DRIVER	NAT	SPONSOR	TIME	LAPS	GAP	KPH
1	22		Andy SOUCEK	ESP	FK-Automotive	1:16.947	11		173.24
2	12		Robert WICKENS	CAN	Red Bull - Lukoil	1:16.975	15	0.028	173.18
3	2		Sebastian HOHENTHAL	SWE	Mafi - Sweden Team	1:17.108	15	0.161	172.88
4	33		Philipp ENG	AUT	European Racing Events	1:17.207	13	0.260	172.66
5	14		Mirko BORTOLOTTI	ITA	Red Bull	1:17.299	15	0.352	172.45
6	15		Mikhail ALESHIN	RUS	Red Bull - Lukoil	1:17.398	14	0.451	172.23
7	17		Carlos IACONELLI	BRA	Iaconelli.com	1:17.423	16	0.476	172.18
8	7		Henry SURTEES	GBR	Surtees	1:17.463	19	0.516	172.09
9	18		Natacha GACHNANG	SUI	Motorex	1:17.476	19	0.529	172.06
10	8		Tobias HEGEWALD	GER	Interwetten	1:17.481	18	0.534	172.05
11	16		Edoardo PISCOPO	ITA	Auto Capital	1:17.506	12	0.559	171.99
12	31		Jason MOORE	GBR	Olney Tyres & Exhausts	1:17.512	16	0.565	171.98
13	23		Henri KARJALAINEN	FIN	Everyman - LTC Rakennus	1:17.637	13	0.690	171.70
14	25		Milos PAVLOVIC	SRB	Bobby Tech	1:17.664	16	0.717	171.64
15	21		Kazim VASILIAUSKAS	LTU	Darsena	1:17.692	13	0.745	171.58
16	4		Julien JOUSSE	FRA	E Leclerc	1:17.709	16	0.762	171.54
17	24		Tom GLADDIS	GBR	Marrache & Co	1:17.733	18	0.786	171.49
18	11		Jack CLARKE	GBR	KSS Design Group	1:17.801	18	0.854	171.34
19	10		Nicola DE MARCO	ITA	Friulana Flange	1:17.822	18	0.875	171.29
20	3		Jolyon PALMER	GBR	Comma	1:18.084	18	1.137	170.72
21	27		German SANCHEZ	ESP	Go-Karts Orihuela Costa	1:18.172	17	1.225	170.53
22	6		Armaan EBRAHIM	IND	JK Racing	1:18.247	16	1.300	170.36
23	20		Jens HOING	GER	HASKAMP	1:18.628	17	1.681	169.54
24	9		Pietro GANDOLFI	ITA	Piscine Laghetto	1:19.754	18	2.807	167.14
QUALIFICATION MAXIMA						1:22.333			
5			Alex BRUNDLE	GBR	Sen - GAC - Nasstar	1:35.908	3	18.961	138.99

Weather/Track: Sun 18°/Dry 28°

Brands Hatch GP  
Circuit Length = 3.7030 km.  
Start: 9:45 End: 10:21

Race Director:	Steward:	Timekeeper:
----------------	----------	-------------

## FIA Formula 2 Championship

### QUALIFYING 2 - RESULT

POS	NO	CL	DRIVER	NAT	SPONSOR	TIME	LAPS	GAP	KPH
1	22		Andy SOUCEK	ESP	FK-Automotive	1:16.947	11		173.24
2	12		Robert WICKENS	CAN	Red Bull - Lukoil	1:16.975	15	0.028	173.18
3	33		Philipp ENG	AUT	European Racing Events	1:17.207	13	0.260	172.66
4	14		Mirko BORTOLOTTI	ITA	Red Bull	1:17.299	15	0.352	172.45
5	15		Mikhail ALESHIN	RUS	Red Bull - Lukoil	1:17.398	14	0.451	172.23
6	17		Carlos IACONELLI	BRA	laconelli.com	1:17.423	16	0.476	172.18
7	7		Henry SURTEES	GBR	Surtees	1:17.463	19	0.516	172.09
8	18		Natacha GACHNANG	SUI	Motorex	1:17.476	19	0.529	172.06
9	8		Tobias HEGEWALD	GER	Interwetten	1:17.481	18	0.534	172.05
10	16		Edoardo PISCOPO	ITA	Auto Capital	1:17.506	12	0.559	171.99
11	31		Jason MOORE	GBR	Olney Tyres & Exhausts	1:17.512	16	0.565	171.98
12	23		Henri KARJALAINEN	FIN	Everyman - LTC Rakennus	1:17.637	13	0.690	171.70
13	2		Sebastian HOHENTHAL	SWE	Mafi - Sweden Team	1:17.652	15	0.705	171.67
14	25		Milos PAVLOVIC	SRB	Bobby Tech	1:17.664	16	0.717	171.64
15	21		Kazim VASILIAUSKAS	LTU	Darsena	1:17.692	13	0.745	171.58
16	4		Julien JOUSSE	FRA	E Leclerc	1:17.709	16	0.762	171.54
17	24		Tom GLADDIS	GBR	Marrache & Co	1:17.733	18	0.786	171.49
18	11		Jack CLARKE	GBR	KSS Design Group	1:17.801	18	0.854	171.34
19	10		Nicola DE MARCO	ITA	Friulana Flange	1:17.822	18	0.875	171.29
20	3		Jolyon PALMER	GBR	Comma	1:18.084	18	1.137	170.72
21	27		German SANCHEZ	ESP	Go-Karts Orihuela Costa	1:18.172	17	1.225	170.53
22	6		Armaan EBRAHIM	IND	JK Racing	1:18.247	16	1.300	170.36
23	20		Jens HOING	GER	HASKAMP	1:18.628	17	1.681	169.54
24	9		Pietro GANDOLFI	ITA	Piscine Laghetto	1:19.754	18	2.807	167.14
QUALIFICATION MAXIMA						1:22.333			
5			Alex BRUNDLE	GBR	Sen - GAC - Nasstar	1:35.908	3	18.961	138.99

Car 2, two best times cancelled as Stewards decision No. 25 refers.

Brands Hatch GP  
Circuit Length = 3.7030 km.

Steward:	Steward:	Steward:
----------	----------	----------

# FIA Formula 2 Championship

## Qualifying 2 - Sector Analysis Report

Lap S1 Time S1 Spd S2 Time S2 Spd S3 Time S3 Spd Lap Time Pit Lap S1 Time S1 Spd S2 Time S2 Spd S3 Time S3 Spd Lap Time Pit

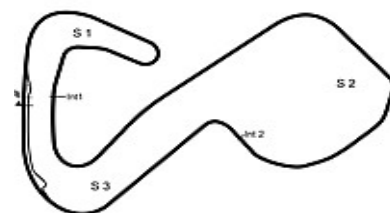
2 HOENTHAL						SWE Mafi - Sweden Team							
1	12:16.070	183.3	46.127	3:20.090	16:22.287 Pit	9	39.725	164.8	40.329	20.527	235.8	1:40.581	
2	40.576	191.4	36.490	19.490	237.3	1:36.556	10	26.568	175.6	39.845	19.399	238.4	1:25.812
3	25.553	198.5	35.238	19.017	237.3	1:19.808	11	25.015	199.2	39.907	2:28.275		3:33.197 Pit
4	25.330	197.8	34.749	18.907	237.8	1:18.986	12	1:02.539	167.7	37.716	18.931	238.9	1:59.186
5	25.040	196.7	34.566	18.764	238.9	1:18.370	13	24.875	200.3	33.820	18.533	240.0	1:17.228
6	25.247	198.8	34.540	18.776	240.0	1:18.563	14	24.679	199.6	33.897	18.532	239.4	1:17.108
7	27.220	190.4	36.687	19.610	235.2	1:23.517	15	24.934	200.0	33.980	18.738	241.6	1:17.652
8	26.425	196.0	36.901	4:44.419		5:47.745 Pit							

3 PALMER						GBR Comma							
1	10:56.363	163.8	38.949	20.190	236.8	11:55.502	11	24.895	197.8	2:14.767	3:03.258	5:42.920 Pit	
2	26.410	154.7	46.245	3:19.995		4:32.650 Pit	12	31.053	196.0	38.830	19.632	237.3	1:29.515
3	37.854	194.5	38.293	20.265	237.3	1:36.412	13	25.012	197.8	34.432	18.640	239.4	1:18.084
4	25.547	196.3	35.215	19.201	237.8	1:19.963	14	24.759	198.5	36.837	19.668	238.9	1:21.264
5	25.374	198.5	35.408	20.740	237.3	1:21.522	15	25.025	198.5	34.378	18.684	237.8	1:18.087
6	25.462	194.9	35.120	19.073	238.4	1:19.655	16	25.108	195.2	40.477	21.080	238.4	1:26.665
7	26.107	197.0	36.746	5:21.771		6:24.624 Pit	17	24.971	197.4	34.426	18.797	238.4	1:18.194
8	31.718	189.1	38.042	19.617	238.4	1:29.377	18	30.904	143.0		49.941		1:20.845 Pit
9	25.179	193.8	34.249	18.728	237.8	1:18.156							
10	24.940	198.1	36.378	19.209	238.4	1:20.527							

4 JOUSSE						FRA E Leclerc							
1	12:31.706	188.8	46.243	3:06.005	16:23.954 Pit	10	31.437	123.8	54.558	3:56.738	5:22.733 Pit		
2	39.501	194.2	38.193	19.731	236.8	1:37.425	11	33.818	187.1	35.956	18.910	237.3	1:28.684
3	25.535	197.8	35.286	19.020	238.4	1:19.841	12	24.695	198.8	36.170	21.983	239.4	1:22.848
4	26.746	196.0	36.840	5:40.131		6:43.717 Pit	13	24.739	199.2	38.607	21.585	240.0	1:24.931
5	59.489	182.1	36.604	18.803	237.3	1:54.896	14	26.242	151.8	39.378	18.752	237.3	1:24.372
6	24.989	196.0	35.239	18.930	237.8	1:19.158	15	24.922	198.8	34.245	18.694	237.8	1:17.861
7	24.903	195.6	34.295	18.608	238.4	1:17.806	16	24.678	201.4	34.382	18.738	238.4	1:17.798
8	24.865	200.0	36.372	19.831	237.8	1:21.068							
9	24.815	198.1	34.354	18.540	237.3	1:17.709							

5 BRUNDLE						GBR Sen - GAC - Nasstar							
1	10:52.237	193.2	41.147	19.943	237.3	11:53.327	3	38.216	197.4	37.989	19.703	240.0	1:35.908
2	26.285	160.9	45.469	3:20.649		4:32.403 Pit							

6 EBRAHIM						IND JK Racing							
1	12:43.562	164.8	40.758	3:19.836	16:44.156 Pit	10	24.898	197.0	34.671	18.708	239.4	1:18.277	
2	50.322	194.9	36.809	19.828	238.9	1:46.959	11	24.980	198.5	54.002	2:54.744		4:13.726 Pit
3	25.475	198.8	35.668	19.192	238.4	1:20.335	12	35.620	194.2	36.574	19.545	239.4	1:31.739
4	25.171	198.8	35.312	18.864	239.4	1:19.347	13	25.143	198.5	34.784	18.585	241.0	1:18.512
5	25.272	197.4	35.181	18.814	237.8	1:19.267	14	24.884	199.6	34.774	18.601	241.6	1:18.259
6	26.007	196.3	36.162	4:36.332		5:38.501 Pit	15	24.863	199.2	34.658	18.726	238.9	1:18.247
7	46.681	183.6	38.973	19.523	236.8	1:45.177	16	26.080	186.5	37.235	18.887	239.4	1:22.202
8	25.268	194.2	35.366	20.469	238.4	1:21.103							
9	25.110	198.5	34.767	18.645	240.0	1:18.522							



Weather/Track: Sun 18° /Dry 28°

Circuit Length - 3.703 kilometres  
Grand Prix Circuit  
Brands Hatch

# FIA Formula 2 Championship

## Qualifying 2 - Sector Analysis Report

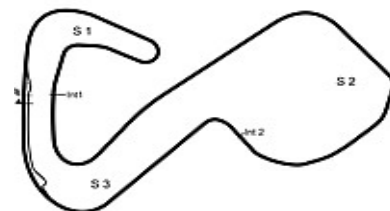
Lap S1 Time S1 Spd S2 Time S2 Spd S3 Time S3 Spd Lap Time Pit Lap S1 Time S1 Spd S2 Time S2 Spd S3 Time S3 Spd Lap Time Pit

7 SURTEES					GBR		Surtees								
1	10:36.786	188.1	36.630	19.136	235.8	11:32.552	11	24.823	199.6	34.234	18.468	238.4	1:17.525		
2	25.330	196.7	41.923	3:36.340		4:43.593	Pit	12	24.738	199.6	34.430	18.502	240.5	1:17.670	
3	35.344	195.2	37.416	19.458	236.3	1:32.218		13	26.004	141.1	55.209	2:19.156		3:40.369	Pit
4	25.169	198.5	34.732	18.802	238.4	1:18.703		14	47.037	195.6	40.975	18.928	237.8	1:46.940	
5	24.963	198.1	35.913	21.345	238.9	1:22.221		15	24.772	200.3	34.116	18.575	238.9	1:17.463	
6	25.246	197.0	34.836	18.825	237.3	1:18.907		16	26.532	112.1	49.898	19.642	241.0	1:36.072	
7	25.168	199.2	35.431	18.971	238.9	1:19.570		17	30.483		43.423	18.727	239.4	1:32.633	
8	25.768	197.8	35.360	4:06.565		5:07.693	Pit	18	24.616	199.6	35.424	19.254	239.4	1:19.294	
9	39.187	187.1	36.559	19.225	236.8	1:34.971		19	24.850	200.0	36.435	18.829	239.4	1:20.114	
10	25.001	197.4	37.816	19.654	238.4	1:22.471									

8 HEGEWALD					GER		Interwetten								
1	12:35.949	166.1	44.141	3:17.908		16:37.998	Pit	11	39.972	150.2	45.852	2:22.762		3:48.586	Pit
2	53.546	193.8	36.271	19.257	238.4	1:49.074		12	45.749	191.1	38.255	22.025	238.9	1:46.029	
3	25.453	197.8	35.085	18.906	238.9	1:19.444		13	25.172	196.3	34.199	19.383	240.0	1:18.754	
4	25.321	199.6	34.779	19.061	239.4	1:19.161		14	36.375		45.416	21.187	240.5	1:42.978	
5	25.433	198.5	35.624	30.015	238.4	1:31.072		15	24.796	199.6	34.483	19.015	242.1	1:18.294	
6	25.564	197.4	34.590	18.915	239.4	1:19.069		16	24.994	200.3	33.942	18.545	240.5	1:17.481	
7	25.944	194.9	35.046	18.881	238.9	1:19.871		17	25.101	199.2	34.985	21.512	239.4	1:21.598	
8	25.548	198.8	34.608	18.692	239.4	1:18.848		18	25.233	199.2	35.188	36.895		1:37.316	Pit
9	25.466	198.5	34.503	18.760	240.0	1:18.729									
10	25.687	197.0	34.520	4:04.204		5:04.411	Pit								

9 GANDOLFI					ITA		Piscine Laghetto							
1	10:55.772	155.6	42.967	20.175	237.3	11:58.914	11	25.516	197.4	56.222	2:12.000		3:33.738	Pit
2	26.981	197.0	49.236	3:20.857		4:37.074	Pit	12	56.123	195.6	35.765	19.798	237.8	1:51.686
3	50.392	195.6	36.263	19.631	238.4	1:46.286		13	25.465	195.6	35.225	19.123	237.3	1:19.813
4	25.650	199.6	35.712	19.435	239.4	1:20.797		14	25.332	198.1	44.628	25.838	237.8	1:35.798
5	26.265	197.4	35.200	19.258	238.9	1:20.723		15	25.571	198.8	35.322	19.113	238.4	1:20.006
6	25.886	197.0	35.270	19.336	236.8	1:20.492		16	25.496	198.1	34.906	19.352	237.3	1:19.754
7	25.868	199.2	35.094	19.242	236.8	1:20.204		17	27.537	138.2	50.317	22.277	234.7	1:40.131
8	25.519	198.5	35.280	6:09.343		7:10.142	Pit	18	25.653	199.2	35.480	19.191	237.8	1:20.324
9	33.929	190.8	37.813	20.107	236.8	1:31.849								
10	25.603	197.8	35.108	19.341	238.9	1:20.052								

10 DE MARCO					ITA		Friulana Flange							
1	10:51.500	192.5	41.509	20.027	238.4	11:53.036	11	1:47.139	189.1	45.048	1:37.648		4:09.835	Pit
2	27.332	173.6	46.393	3:25.117		4:38.842	Pit	12	54.817	166.6	36.990	18.899	240.0	1:50.706
3	50.728	191.4	36.985	19.344	238.4	1:47.057		13	24.843	199.2	34.683	19.609	241.6	1:19.135
4	25.796	199.6	35.602	19.095	239.4	1:20.493		14	24.989	199.2	34.438	18.685	240.0	1:18.112
5	25.483	198.5	34.982	18.909	240.0	1:19.374		15	24.999	201.1	38.288	20.649	242.6	1:23.936
6	25.332	199.2	34.803	18.901	239.4	1:19.036		16	24.865	200.7	34.330	18.703	240.5	1:17.898
7	26.726	198.8	36.866	4:45.025		5:48.617	Pit	17	26.755	164.3	41.117	18.993	241.0	1:26.865
8	56.285	102.2	46.297	20.174	238.9	2:02.756		18	24.826	201.1	34.318	19.027	237.8	1:18.171
9	25.526	194.5	36.948	18.938	240.0	1:21.412								
10	24.870	198.1	34.382	18.570	241.6	1:17.822								



Weather/Track: Sun 18° /Dry 28°

Circuit Length - 3.703 kilometres  
Grand Prix Circuit  
Brands Hatch

# FIA Formula 2 Championship

## Qualifying 2 - Sector Analysis Report

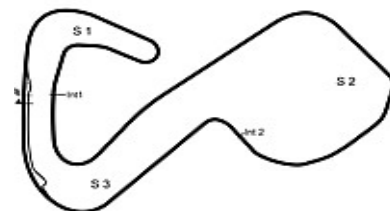
Lap S1 Time S1 Spd S2 Time S2 Spd S3 Time S3 Spd Lap Time Pit Lap S1 Time S1 Spd S2 Time S2 Spd S3 Time S3 Spd Lap Time Pit

11 CLARKE				GBR				KSS Design Group					
1	10:37.102	171.1	37.685	19.612	234.7	11:34.399	11	24.909	199.6	34.215	18.677	237.3	1:17.801
2	25.625	197.0	44.347	4:23.087		5:33.059 Pit	12	2:00.176	111.2	54.708	2:26.850		5:21.734 Pit
3	37.675	194.9	36.535	19.595	235.8	1:33.805	13	30.783	150.8	44.591	23.479	236.8	1:38.853
4	25.307	198.1	35.294	19.024	237.3	1:19.625	14	25.204	196.7	34.461	18.785	237.8	1:18.450
5	25.050	197.0	34.826	18.884	236.8	1:18.760	15	24.739	199.6	39.949	22.159	236.3	1:26.847
6	25.092	198.8	34.997	19.290	236.8	1:19.379	16	25.082	199.2	34.280	18.729	238.4	1:18.091
7	25.419	199.2	35.472	19.267	233.7	1:20.158	17	24.841	199.6	34.782	18.804	237.3	1:18.427
8	25.697	198.1	34.967	3:47.562		4:48.226 Pit	18	24.967	199.2	37.448	20.785	232.2	1:23.200
9	31.374	163.1	39.736	19.291	235.8	1:30.401							
10	25.209	195.6	34.405	18.755	237.8	1:18.369							

12 WICKENS				CAN				Red Bull - Lukoil					
1	11:25.615	152.3	40.382	4:07.861		16:13.858 Pit	9	24.937	200.3	35.006	5:58.687		6:58.630 Pit
2	37.218	193.8	35.939	19.446	238.4	1:32.603	10	41.972	140.8	45.805	2:27.073		3:54.850 Pit
3	24.992	198.8	34.761	18.809	238.9	1:18.562	11	42.196	166.6	38.631	19.272	238.4	1:40.099
4	25.126	199.2	37.119	21.398	241.6	1:23.643	12	25.013	197.8	36.385	20.504	240.5	1:21.902
5	24.931	199.6	34.751	18.791	239.4	1:18.473	13	24.578	199.6	34.110	18.431	241.6	1:17.119
6	24.968	199.6	39.680	19.319	241.6	1:23.967	14	24.436	201.8	35.155	19.958	241.6	1:19.549
7	24.747	201.1	34.609	18.855	237.8	1:18.211	15	24.486	201.4	33.983	18.506	240.5	1:16.975
8	24.785	200.3	34.543	18.651	238.9	1:17.979							

14 BORTOLOTTI				ITA				Red Bull					
1	12:54.484	125.1	50.252	3:03.569		16:48.305 Pit	9	48.879	192.1	42.050	21.952	237.8	1:52.881
2	53.870	163.8	38.680	23.742	237.8	1:56.292	10	24.886	198.5	33.959	18.474	238.9	1:17.319
3	25.615	198.8	35.146	19.223	236.3	1:19.984	11	24.784	197.4	35.257	20.267	240.0	1:20.308
4	25.418	197.8	34.821	18.904	237.3	1:19.143	12	24.787	199.2	33.965	18.547	241.0	1:17.299
5	25.353	198.1	38.420	21.238	238.9	1:25.011	13	28.065	196.3	36.730	18.941	238.4	1:23.736
6	25.383	199.2	34.593	18.742	238.9	1:18.718	14	24.842	200.0	34.289	19.784	226.4	1:18.915
7	25.429	198.8	34.639	7:19.507		8:19.575 Pit	15	25.113	199.6	36.417	23.751	222.2	1:25.281
8	2:23.879	111.6	56.560	1:53.163		5:13.602 Pit							

15 ALESHIN				RUS				Red Bull - Lukoil					
1	11:31.299	192.1	39.070	5:05.336		17:15.705 Pit	9	25.064	199.6	33.889	18.445	240.5	1:17.398
2	40.688	194.2	42.857	19.706	237.3	1:43.251	10	24.797	198.1	34.236	18.861	241.0	1:17.894
3	26.176	198.5	37.482	20.195	235.8	1:23.853	11	29.750	199.6	38.915	18.758	240.0	1:27.423
4	25.730	197.0	35.294	19.038	238.4	1:20.062	12	24.881	200.0	35.977	18.791	238.4	1:19.649
5	25.554	198.1	35.115	8:34.977		9:35.646 Pit	13	25.027	200.0	35.932	18.853	238.9	1:19.812
6	41.236	188.4	42.420	19.116	237.3	1:42.772	14	25.175	200.3	36.572	18.675	234.7	1:20.422
7	1:57.756	99.6	54.448	1:49.275		4:41.479 Pit							
8	47.086	194.5	42.453	23.916	239.4	1:53.455							



Weather/Track: Sun 18° / Dry 28°

Circuit Length - 3.703 kilometres  
Grand Prix Circuit  
Brands Hatch

# FIA Formula 2 Championship

## Qualifying 2 - Sector Analysis Report

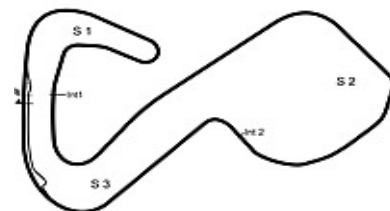
Lap S1 Time S1 Spd S2 Time S2 Spd S3 Time S3 Spd Lap Time Pit Lap S1 Time S1 Spd S2 Time S2 Spd S3 Time S3 Spd Lap Time Pit

16 PISCOPO						ITA		Auto Capital							
1	12:03.740	191.1	41.414		3:32.608		16:17.762 Pit	8	24.748	200.0	34.129		18.629	237.8	1:17.506
2	35.830	193.8	35.964		20.029	236.3	1:31.823	9	26.121	146.9	48.061		2:21.757		3:35.939 Pit
3	25.250	198.5	34.762		18.975	238.4	1:18.987	10	45.975	172.5	37.190		19.498	238.4	1:42.663
4	24.872	198.1	35.410		8:25.534		9:25.816 Pit	11	24.652	200.3	40.796		43.659		1:49.107 Pit
5	31.081	192.1	36.901		21.292	235.8	1:29.274	12	42.662	140.4	45.897		21.217	240.0	1:49.776
6	24.997	195.6	34.055		18.544	238.4	1:17.596								
7	24.730	199.2	34.001		20.943	238.9	1:19.674								

17 IACONELLI						BRA		Iaconelli.com							
1					17:13.556 Pit		10	41.368	162.1	39.884		19.162	239.4	1:40.414	
2	40.211	180.6	39.340		20.131	236.8	1:39.682	11	24.827	199.6	36.467		21.138	239.4	1:22.432
3	25.962	196.7	35.568		19.659	238.4	1:21.189	12	24.715	200.0	34.162		18.546	241.0	1:17.423
4	25.512	194.5	35.030		19.080	237.8	1:19.622	13	24.663	201.1	54.699		20.474	239.4	1:39.836
5	25.358	198.5	35.085		18.846	237.8	1:19.289	14	24.840	200.0	34.361		18.719	239.4	1:17.920
6	25.369	199.6	35.018		6:17.086		7:17.473 Pit	15	24.857	198.5	34.314		18.810	237.8	1:17.981
7	40.299	185.2	38.405		19.084	237.8	1:37.788	16	29.123	156.0	42.645		49.698		2:01.466 Pit
8	24.915	198.5	34.429		21.743	238.4	1:21.087								
9	24.787	199.2	45.056		2:22.819		3:32.662 Pit								

18 GACHNANG						SUI		Motorex							
1	10:56.213	165.1	41.726		19.992	233.2	11:57.931	11	24.947	196.7	34.337		18.583	236.8	1:17.867
2	26.660	191.1	47.901		3:17.387		4:31.948 Pit	12	24.839	198.1	43.258		2:23.851		3:31.948 Pit
3	38.709	191.8	36.970		20.774	235.2	1:36.453	13	42.634	173.0	39.583		19.265	238.4	1:41.482
4	25.734	195.2	35.459		19.003	235.2	1:20.196	14	26.057	193.2	35.923		20.380	237.3	1:22.360
5	25.287	194.9	35.415		19.255	234.7	1:19.957	15	24.691	196.7	34.261		18.524	237.3	1:17.476
6	26.790	189.1	36.491		19.178	234.7	1:22.459	16	24.924	195.2	34.954		19.164	237.3	1:19.042
7	25.246	197.4	34.894		19.435	232.7	1:19.575	17	24.904	197.0	34.482		18.607	237.3	1:17.993
8	26.504	193.5	35.934		4:32.342		5:34.780 Pit	18	24.995	197.0	34.577		19.969	236.3	1:19.541
9	33.872	190.4	36.661		19.045	233.2	1:29.578	19	25.132	190.4	37.100		19.174	236.8	1:21.406
10	26.432	191.8	36.048		18.731	236.8	1:21.211								

20 HOING						GER		HASKAMP							
1	12:48.671	141.7	49.073		3:08.067		16:45.811 Pit	10	34.766	189.4	36.031		19.075	237.3	1:29.872
2	51.089	188.4	37.109		19.602	234.7	1:47.800	11	25.512	190.8	36.578		20.072	238.4	1:22.162
3	25.347	197.4	34.965		18.919	237.8	1:19.231	12	24.961	198.5	34.567		19.448	235.2	1:18.976
4	26.465	195.6	35.866		19.230	236.8	1:21.561	13	25.006	198.1	34.667		19.072	237.8	1:18.745
5	25.071	197.0	34.578		18.979	237.8	1:18.628	14	25.080	201.8	34.726		19.212	237.8	1:19.018
6	25.195	196.0	35.190		19.282	234.7	1:19.667	15	26.377	191.8	36.380		19.357	236.3	1:22.114
7	25.499	199.2	35.198		19.030	236.3	1:19.727	16	25.299	199.6	34.905		18.885	236.8	1:19.089
8	25.276	198.5	54.643		6:21.140		7:41.059 Pit	17	25.254	199.6	34.646		18.897	237.8	1:18.797
9	36.745	185.2	41.189		2:24.510		3:42.444 Pit								



Weather/Track: Sun 18° / Dry 28°

Circuit Length - 3.703 kilometres  
Grand Prix Circuit  
Brands Hatch

# FIA Formula 2 Championship

## Qualifying 2 - Sector Analysis Report

Lap S1 Time S1 Spd S2 Time S2 Spd S3 Time S3 Spd Lap Time Pit Lap S1 Time S1 Spd S2 Time S2 Spd S3 Time S3 Spd Lap Time Pit

### 21 VASILIAUSKAS

LTU

Darsena

1	10:41.819	176.1	4:27.913	5:31.102	20:40.834	Pit	8	25.121	198.1	34.063	18.656	241.0	1:17.840
2	35.257	187.5	37.035	19.365	238.4	1:31.657	9	24.994	200.7	35.573	22.534	238.4	1:23.101
3	25.439	200.3	34.615	18.933	238.9	1:18.987	10	25.204	201.8	34.687	18.953	240.5	1:18.844
4	25.437	199.6	34.593	19.099	238.4	1:19.129	11	24.946	199.2	34.128	18.618	240.5	1:17.692
5	25.229	199.2	34.287	7:17.672	8:17.188	Pit	12	24.905	200.7	34.292	18.836	239.4	1:18.033
6	37.577	188.1	42.737	2:25.262	3:45.576	Pit	13	25.036	200.0	34.205	18.710	240.0	1:17.951
7	46.923	181.2	38.022	19.250	239.4	1:44.195							

### 22 SOUCEK

ESP

FK-Automotive

1	12:11.070	189.1	49.321	4:23.261	17:23.652	Pit	7	24.819	197.8	41.165	4:01.840	5:07.824	Pit
2	35.708	168.7	44.937	20.019	236.8	1:40.664	8	33.019	190.8	36.183	18.871	238.4	1:28.073
3	25.265	197.8	35.384	22.532	238.9	1:23.181	9	24.656	198.5	33.763	18.528	238.9	1:16.947
4	25.095	197.8	34.564	18.892	239.4	1:18.551	10	26.493	173.6	41.864	18.903	239.4	1:27.260
5	25.439	199.2	35.583	9:10.176	10:11.198	Pit	11	24.669	199.6	33.743	18.650	238.4	1:17.062
6	33.845	191.8	37.666	19.149	236.3	1:30.660							

### 23 KARJALAINEN

FIN

Everyman - LTC Rakennus

1	11:44.674	188.1	38.473	4:10.980	16:34.127	Pit	8	24.647	197.4	34.308	18.682	238.9	1:17.637
2	51.226	194.2	36.626	19.559	236.3	1:47.411	9	24.808	198.1	43.953	2:33.511	3:42.272	Pit
3	25.724	196.7	36.043	19.391	237.3	1:21.158	10	58.318	193.5	35.279	20.520	237.3	1:54.117
4	25.441	196.3	35.187	19.245	237.3	1:19.873	11	24.916	196.3	34.179	18.630	237.8	1:17.725
5	25.275	195.2	35.250	7:14.421	8:14.946	Pit	12	24.879	198.5	34.210	18.700	238.4	1:17.789
6	41.452	170.0	38.695	20.167	236.8	1:40.314	13	27.067	164.8	42.688	4:52.672	6:02.427	Pit
7	25.381	196.3	34.826	18.883	238.4	1:19.090							

### 24 GLADDIS

GBR

Marrache & Co

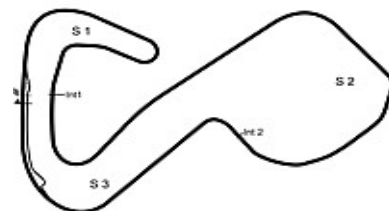
1	11:54.558	188.8	42.994	4:22.098	16:59.650	Pit	11	32.354	194.5	36.045	19.247	235.8	1:27.646
2	40.414	193.5	37.895	21.127	235.8	1:39.436	12	25.743	195.6	35.868	20.021	237.3	1:21.632
3	25.100	197.8	35.300	19.149	237.3	1:19.549	13	24.847	197.8	34.430	18.670	237.8	1:17.947
4	25.450	193.8	39.162	21.922	236.8	1:26.534	14	24.575	198.1	34.828	18.768	238.4	1:18.171
5	25.233	196.3	35.150	19.028	237.3	1:19.411	15	24.692	198.8	34.306	18.735	236.8	1:17.733
6	24.965	198.5	34.907	18.795	236.8	1:18.667	16	24.945	196.3	34.549	18.808	236.8	1:18.302
7	24.931	196.7	34.800	18.808	238.4	1:18.539	17	24.857	198.8	34.680	18.781	236.8	1:18.318
8	24.784	200.0	36.142	5:10.949	6:11.875	Pit	18	24.873	198.8	34.462	18.694	235.8	1:18.029
9	32.882	188.8	37.667	20.519	235.8	1:31.068							
10	25.788	186.8	37.416	2:24.519	3:27.723	Pit							

### 25 PAVLOVIC

SRB

Bobby Tech

1	11:33.181	174.7	39.314	4:39.630	16:52.125	Pit	10	50.294	190.4	39.121	20.302	236.8	1:49.717
2	47.425	193.8	37.744	19.550	235.2	1:44.719	11	24.742	197.4	34.383	18.539	237.3	1:17.664
3	25.268	198.5	36.714	19.440	236.3	1:21.422	12	24.570	200.0	34.167	20.865	238.4	1:19.602
4	25.243	198.5	35.998	19.037	237.3	1:20.278	13	25.699	198.5	35.261	19.070	238.4	1:20.030
5	25.119	197.0	35.292	19.749	236.3	1:20.160	14	24.804	199.2	34.319	18.549	236.3	1:17.672
6	25.272	199.6	36.865	5:48.653	6:50.790	Pit	15	24.886	200.0	34.246	18.755	238.4	1:17.887
7	44.601	186.5	36.562	19.870	235.2	1:41.033	16	29.563	192.5	39.582	22.803	208.4	1:31.948
8	25.084	197.4	34.360	18.604	237.3	1:18.048							
9	2:05.626	156.5	47.009	2:15.877	5:08.512	Pit							



Weather/Track: Sun 18° / Dry 28°

Circuit Length - 3.703 kilometres  
Grand Prix Circuit  
Brands Hatch

Printed at 10:27, Saturday, 18 July, 2009

© MST Systems Ltd, 2005 (www.mstworld.com)

Page 5

# FIA Formula 2 Championship

## Qualifying 2 - Sector Analysis Report

Lap S1 Time S1 Spd S2 Time S2 Spd S3 Time S3 Spd Lap Time Pit Lap S1 Time S1 Spd S2 Time S2 Spd S3 Time S3 Spd Lap Time Pit

### 27 SANCHEZ

ESP

Go-Karts Orihuela Costa

1	11:48.114	144.0	47.851	4:35.653	17:11.618	Pit	10	24.942	197.0	43.946	2:24.399	3:33.287	Pit	
2	37.613	187.1	40.076	20.054	234.2	1:37.743	11	49.115	149.7	37.370	18.939	237.8	1:45.424	
3	25.793	196.0	36.551	19.416	236.8	1:21.760	12	24.919	197.0	34.494	18.759	240.0	1:18.172	
4	25.612	195.2	35.553	19.358	235.8	1:20.523	13	25.842	166.4	38.806	19.520	238.9	1:24.168	
5	25.965	194.5	35.327	19.070	237.8	1:20.362	14	25.007	199.6	35.041	19.079	241.0	1:19.127	
6	25.326	197.4	34.919	19.047	237.8	1:19.292	15	25.272	198.8	37.215	20.700	238.4	1:23.187	
7	26.528	196.7	36.302	5:04.868		6:07.698	Pit	16	26.251	194.9	35.263	18.932	237.8	1:20.446
8	38.024	162.8	43.549	20.623	233.2	1:42.196	17	25.025	199.2	34.966	18.778	237.8	1:18.769	
9	26.295	193.2	36.327	19.019	237.3	1:21.641								

### 31 MOORE

GBR

Olney Tyres & Exhausts

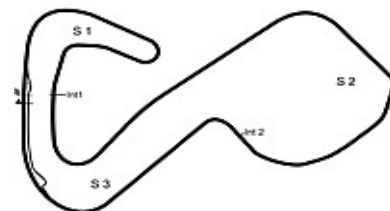
1	12:37.415	161.9	43.517	3:21.153	16:42.085	Pit	10	24.702	200.3	34.246	18.564	240.0	1:17.512	
2	51.432	193.8	35.893	19.294	235.8	1:46.619	11	2:00.687	90.4	54.113	2:17.794		5:12.594	Pit
3	25.385	197.8	35.198	18.914	236.3	1:19.497	12	35.191	186.8	36.050	20.241	238.9	1:31.482	
4	25.272	197.0	34.903	19.148	237.3	1:19.323	13	24.903	198.5	34.090	18.561	240.0	1:17.554	
5	25.497	197.4	34.876	18.912	236.8	1:19.285	14	24.903	199.6	50.966	21.210	238.9	1:37.079	
6	25.302	199.6	34.554	18.916	237.3	1:18.772	15	25.533	198.1	34.236	18.643	238.4	1:18.412	
7	25.434	198.5	35.409	4:02.764		5:03.607	Pit	16	25.076	198.8	34.891	18.991	236.3	1:18.958
8	30.864	185.5	39.956	19.537	237.3	1:30.357								
9	25.334	197.8	34.235	18.649	239.4	1:18.218								

### 33 ENG

AUT

European Racing Events

1	12:23.980	189.4	47.715	4:08.175	17:19.870	Pit	8	35.451	161.6	37.506	19.072	237.8	1:32.029	
2	38.953	170.8	44.383	19.281	236.8	1:42.617	9	24.766	197.8	34.041	18.400	239.4	1:17.207	
3	25.467	196.0	36.296	22.136	238.4	1:23.899	10	24.611	199.2	34.425	19.483	238.9	1:18.519	
4	25.369	195.2	35.021	18.858	240.0	1:19.248	11	25.528	168.2	51.347	3:06.270		4:23.145	Pit
5	25.309	197.4	34.980	18.863	238.4	1:19.152	12	32.875	188.1	38.282	21.917	237.8	1:33.074	
6	25.408	197.4	34.949	18.804	237.8	1:19.161	13	24.724	199.6	34.196	18.511	239.4	1:17.431	
7	25.831	195.6	35.353	4:29.842		5:31.026	Pit							



Weather/Track: Sun 18° /Dry 28°

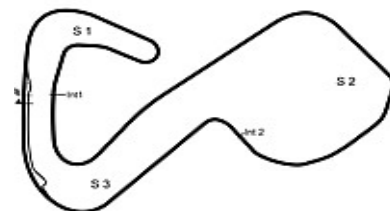
Circuit Length - 3.703 kilometres  
Grand Prix Circuit  
Brands Hatch

# FIA Formula 2 Championship

## Qualifying 2 - Best Sector Times Report

POS	NO	SECTOR 1		SECTOR 2		SECTOR 3		IDEAL/BEST LAP COMPARISON							
		TIME	LAP	NO	TIME	LAP	NO	TIME	LAP	NO	NAME	IDEAL	BEST	LAP	DIFF
1	12	24.436	14	22	33.743	11	33	18.400	9	12	WICKENS	1:16.850	1:16.975	15	+ 0.125
2	25	24.570	12	2	33.820	13	12	18.431	13	22	SOUCEK	1:16.927	1:16.947	9	+ 0.020
3	24	24.575	14	15	33.889	9	15	18.445	9	2	HOHENTHAL	1:17.031	1:17.108	14	+ 0.077
4	33	24.611	10	8	33.942	16	7	18.468	11	33	ENG	1:17.052	1:17.207	9	+ 0.155
5	7	24.616	18	14	33.959	10	14	18.474	10	15	ALESHIN	1:17.131	1:17.398	9	+ 0.267
6	23	24.647	8	12	33.983	15	18	18.524	15	16	PISCOPO	1:17.197	1:17.506	8	+ 0.309
7	16	24.652	11	16	34.001	7	22	18.528	9	7	SURTEES	1:17.200	1:17.463	15	+ 0.263
8	22	24.656	9	33	34.041	9	2	18.532	14	14	BORTOLOTT	1:17.217	1:17.299	12	+ 0.082
9	17	24.663	13	21	34.063	8	25	18.539	11	25	PAVLOVIC	1:17.276	1:17.664	11	+ 0.388
10	4	24.678	16	31	34.090	13	4	18.540	9	8	HEGEWALD	1:17.283	1:17.481	16	+ 0.198
11	2	24.679	14	7	34.116	15	16	18.544	6	31	MOORE	1:17.353	1:17.512	10	+ 0.159
12	18	24.691	15	17	34.162	12	8	18.545	16	17	IACONELLI	1:17.371	1:17.423	12	+ 0.052
13	31	24.702	10	25	34.167	12	17	18.546	12	23	KARJALAIN	1:17.456	1:17.637	8	+ 0.181
14	11	24.739	15	23	34.179	11	31	18.561	13	4	JOUSSE	1:17.463	1:17.709	9	+ 0.246
15	3	24.759	14	11	34.215	11	10	18.570	10	18	GACHNANG	1:17.476	1:17.476	15	+ 0.000
16	14	24.784	11	4	34.245	15	6	18.585	13	24	GLADDIS	1:17.551	1:17.733	15	+ 0.182
17	8	24.796	15	3	34.249	9	21	18.618	11	21	VASILIAUSK	1:17.586	1:17.692	11	+ 0.106
18	15	24.797	10	18	34.261	15	23	18.630	11	11	CLARKE	1:17.631	1:17.801	11	+ 0.170
19	10	24.826	18	24	34.306	15	3	18.640	13	3	PALMER	1:17.648	1:18.084	13	+ 0.436
20	6	24.863	15	10	34.318	18	24	18.670	13	10	DE MARCO	1:17.714	1:17.822	10	+ 0.108
21	21	24.905	12	27	34.494	12	11	18.677	11	6	EBRAHIM	1:18.106	1:18.247	15	+ 0.141
22	27	24.919	12	20	34.567	12	27	18.759	12	27	SANCHEZ	1:18.172	1:18.172	12	+ 0.000
23	20	24.961	12	6	34.658	15	20	18.885	16	20	HOING	1:18.413	1:18.628	5	+ 0.215
24	9	25.332	14	9	34.906	16	9	19.113	15	9	GANDOLFI	1:19.351	1:19.754	16	+ 0.403
25	5	26.285	2	5	37.989	3	5	19.703	3	5	BRUNDLE	1:23.977	1:35.908	3	+ 11.93

'Perfect Lap' - 1:16.579



Weather/Track: Sun 18° /Dry 28°


Circuit Length - 3.703 kilometres  
Grand Prix Circuit  
Brands Hatch

# FIA Formula 2 Championship

## GRID FOR RACE 1

ROW 13	8	HEGEWALD	14	BORTOLOTTI
ROW 12	15	ALESHIN	9	GANDOLFI
ROW 11	20	HOING	31	MOORE
ROW 10	11	CLARKE	24	GLADDIS
ROW 9	18	GACHNANG	6	EBRAHIM
ROW 8	27	SANCHEZ	5	BRUNDLE
ROW 7	23	KARJALAINEN	10	DE MARCO
ROW 6	3	PALMER	16	PISCOPO
ROW 5	17	IACONELLI	2	HOHENTHAL
ROW 4	25	PAVLOVIC	4	JOUSSE
ROW 3	12	WICKENS	21	VASILIAUSKAS
ROW 2	7	SURTEES	22	SOUCEK
ROW 1	33	ENG		

**POLE**



Cars 8, 14, and 15 All times disallowed as Stewards decisions 21, 23, and 24 refer.  
Cars 2, and 11 Drop 5 grid places as Stewards decisions 20, and 22 refer.

Brands Hatch GP  
Circuit Length = 3.7030 km.

Race Director:	Steward:	Timekeeper:
----------------	----------	-------------

# FIA Formula 2 Championship

## RACE 1 - PROVISIONAL CLASSIFICATION

POS	NO	CL	DRIVER	NAT	SPONSOR	TIME	LAPS	GAP	KPH	BEST
1	33		Philipp ENG	AUT	European Racing Events	39:01.642	28		159.44	1:19.058
2	22		Andy SOUCEK	ESP	FK-Automotive	39:02.136	28	0.494	159.41	1:19.022
3	7		Henry SURTEES	GBR	Surtees	39:03.336	28	1.694	159.33	1:19.147
4	12		Robert WICKENS	CAN	Red Bull - Lukoil	39:04.642	28	3.000	159.24	1:19.196
5	21		Kazim VASILIAUSKAS	LTU	Darsena	39:04.913	28	3.271	159.22	1:19.219
6	17		Carlos IACONELLI	BRA	Iaconelli.com	39:09.040	28	7.398	158.94	1:19.273
7	25		Milos PAVLOVIC	SRB	Bobby Tech	39:09.584	28	7.942	158.90	1:19.257
8	16		Edoardo PISCOPO	ITA	Auto Capital	39:10.058	28	8.416	158.87	1:19.476
9	10		Nicola DE MARCO	ITA	Friulana Flange	39:10.595	28	8.953	158.84	1:19.381
10	15		Mikhail ALESHIN	RUS	Red Bull - Lukoil	39:13.742	28	12.100	158.62	1:19.398
11	23		Henri KARJALAINEN	FIN	Everyman - LTC Rakennus	39:14.308	28	12.666	158.59	1:19.372
12	3		Jolyon PALMER	GBR	Comma	39:16.216	28	14.574	158.46	1:19.245
13	24		Tom GLADDIS	GBR	Marrache & Co	39:16.714	28	15.072	158.42	1:19.636
14	18		Natacha GACHNANG	SUI	Motorex	39:18.278	28	16.636	158.32	1:19.907
15	8		Tobias HEGEWALD	GER	Interwetten	39:23.145	28	21.503	157.99	1:19.174
16	31		Jason MOORE	GBR	Olney Tyres & Exhausts	39:25.174	28	23.532	157.86	1:19.465
17	27		German SANCHEZ	ESP	Go-Karts Orihuela Costa	39:33.462	28	31.820	157.31	1:19.668
18	9		Pietro GANDOLFI	ITA	Piscine Laghetto	39:51.369	28	49.727	156.13	1:20.100
19	4		Julien JOUSSE	FRA	E Leclerc	35:08.293	25	3 LAPS	158.12	1:19.336

### NOT CLASSIFIED

14			Mirko BORTOLOTTI	ITA	Red Bull	31:13.878	22	D.N.F.	156.56	1:18.705
11			Jack CLARKE	GBR	KSS Design Group	27:14.166	19	D.N.F.	155.06	1:19.857
6			Armaan EBRAHIM	IND	JK Racing	23:10.418	16	D.N.F.	153.48	1:19.931
5			Alex BRUNDLE	GBR	Sen - GAC - Nasstar	23:11.224	16	D.N.F.	153.39	1:19.140
2			Sebastian HOHENTHAL	SWE	Mafi - Sweden Team	13:26.977	10	D.N.F.	165.32	1:19.297
20			Jens HOING	GER	HASKAMP	5:37.793	4	D.N.F.	158.17	1:20.296

### FASTEST LAP

14			Mirko BORTOLOTTI		Red Bull	1:18.705	8	169.37kph	105.24mph
----	--	--	------------------	--	----------	----------	---	-----------	-----------

Weather/Track: Sun 21°/Dry 33°

Brands Hatch GP  
Circuit Length = 3.7030 km.  
Start: 14:03 End: 14:42

Race Director:	Steward:	Timekeeper:
----------------	----------	-------------

# FIA Formula 2 Championship

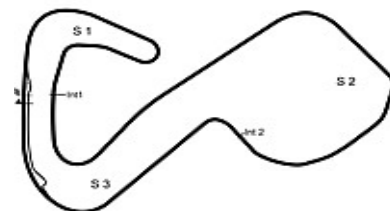
## Race 1 - Sector Analysis Report

Lap S1 Time S1 Spd S2 Time S2 Spd S3 Time S3 Spd Lap Time Pit Lap S1 Time S1 Spd S2 Time S2 Spd S3 Time S3 Spd Lap Time Pit

2 HOENTHAL						SWE Mafi - Sweden Team							
1	34.365	193.8	36.162	19.362	236.3	1:29.889	7	25.562	196.0	34.847	18.969	238.9	1:19.378
2	25.906	196.7	34.962	19.073	238.4	1:19.941	8	25.498	196.3	34.814	18.985	240.5	1:19.297
3	25.507	194.9	35.178	19.123	246.5	1:19.808	9	25.397	197.4	35.412	18.952	247.1	1:19.761
4	25.608	199.2	35.024	19.138	239.4	1:19.770	10	25.746	196.0	34.785	19.073	235.8	1:19.604
5	25.615	196.7	34.992	19.139	238.4	1:19.746							
6	25.676	195.6	35.121	18.986	240.5	1:19.783							

3 PALMER						GBR Comma							
1	33.804	196.0	36.369	19.864	243.7	1:30.037	16	26.113	197.0	36.225	19.219	250.0	1:21.557
2	26.136	197.8	35.152	19.252	238.4	1:20.540	17	26.195	198.8	38.582	19.403	237.8	1:24.180
3	25.635	196.7	35.159	19.202	237.8	1:19.996	18	25.494	199.2	35.537	19.373	245.4	1:20.404
4	25.408	199.2	35.437	19.224	237.8	1:20.069	19	25.975	197.0	35.297	19.117	236.3	1:20.389
5	25.555	197.4	35.098	19.162	237.8	1:19.815	20	25.478	197.0	35.155	19.053	237.8	1:19.686
6	25.451	194.5	34.915	19.167	239.4	1:19.533	21	25.539	197.4	35.344	19.091	237.3	1:19.974
7	25.440	196.0	34.851	19.088	238.4	1:19.379	22	25.502	197.8	35.159	19.137	238.4	1:19.798
8	25.299	197.4	34.937	19.009	240.0	1:19.245	23	25.705	196.3	35.281	19.194	237.8	1:20.180
9	25.177	199.6	35.126	19.277	237.8	1:19.580	24	25.598	197.8	35.741	19.307	237.3	1:20.646
10	25.686	200.3	35.591	19.112	238.9	1:20.389	25	25.833	198.5	35.586	19.275	238.9	1:20.694
11	25.459	199.6	35.455	19.185	238.4	1:20.099	26	25.953	200.3	35.652	19.322	239.4	1:20.927
12	25.486	198.1	35.490	19.139	239.4	1:20.115	27	25.868	198.1	35.565	19.255	237.8	1:20.688
13	25.468	197.0	35.211	20.193	175.6	1:20.872	28	25.800	197.8	35.213	19.227	237.3	1:20.240
14	30.421	157.6	1:01.978	34.754	116.5	2:07.153							
15	43.403	88.4	56.958	29.670	232.7	2:10.031							

4 JOUSSE						FRA E Leclerc							
1	32.915	193.8	35.794	19.342	237.3	1:28.051	14	31.783	173.0	1:03.413	34.824	106.4	2:10.020
2	25.264	197.0	35.275	19.193	235.8	1:19.732	15	42.676	102.0	58.910	29.049	237.3	2:10.635
3	25.165	195.2	35.133	19.038	235.8	1:19.336	16	26.700	196.0	35.563	19.025	236.3	1:21.288
4	25.191	198.1	35.124	19.054	238.9	1:19.369	17	25.648	197.8	35.353	19.056	237.3	1:20.057
5	25.174	198.5	35.153	19.187	238.9	1:19.514	18	25.540	199.2	35.513	19.111	236.8	1:20.164
6	25.382	195.6	35.214	19.155	237.8	1:19.751	19	25.566	197.8	35.097	19.053	236.8	1:19.716
7	25.238	196.7	35.239	18.950	237.8	1:19.427	20	25.644	197.4	35.416	19.096	236.3	1:20.156
8	25.341	196.0	35.285	19.006	238.4	1:19.632	21	25.532	194.9	38.054	19.187	237.3	1:22.773
9	25.259	198.8	35.212	19.175	236.3	1:19.646	22	25.373	198.8	35.106	19.012	237.3	1:19.491
10	25.284	197.8	35.062	19.059	236.3	1:19.405	23	25.217	198.8	35.189	19.141	239.4	1:19.547
11	25.469	197.4	35.427	18.975	236.8	1:19.871	24	26.009	196.3	35.420	19.048	236.3	1:20.477
12	25.361	196.0	34.928	19.136	236.8	1:19.425	25	25.768	199.6	35.421	18.902	245.4	1:20.091
13	25.306	196.3	35.117	20.296	189.4	1:20.719							



Weather/Track: Sun 21° / Dry 33°

Circuit Length - 3.703 kilometres  
Grand Prix Circuit  
Brands Hatch

# FIA Formula 2 Championship

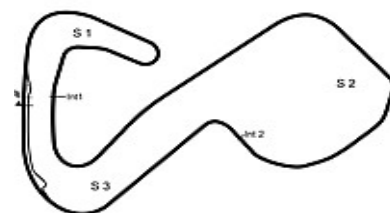
## Race 1 - Sector Analysis Report

Lap S1 Time S1 Spd S2 Time S2 Spd S3 Time S3 Spd Lap Time Pit Lap S1 Time S1 Spd S2 Time S2 Spd S3 Time S3 Spd Lap Time Pit

5 BRUNDLE						GBR Sen - GAC - Nasstar							
1	34.808	201.4	36.333	19.404	238.9	1:30.545	10	25.363	198.5	34.993	18.933	238.9	1:19.289
2	33.758	195.2	35.342	18.982	238.9	1:28.082	11	25.232	200.0	35.157	19.078	238.9	1:19.467
3	25.834	205.7	35.627	19.838	235.8	1:21.299	12	25.593	195.6	35.331	19.069	240.0	1:19.993
4	25.022	198.1	35.037	19.081	240.0	1:19.140	13	25.539	198.1	36.206	23.373	153.1	1:25.118
5	25.777	198.1	35.512	19.110	240.5	1:20.399	14	30.049	156.9	55.317	33.567	108.9	1:58.933
6	25.559	197.8	35.874	19.639	238.4	1:21.072	15	45.497	88.4	53.686	26.757	236.3	2:05.940
7	26.075	196.7	36.040	19.079	240.0	1:21.194	16	26.258	193.8	35.882	19.370	240.5	1:21.510
8	25.559	197.0	35.243	18.939	239.4	1:19.741							
9	25.411	197.0	35.078	19.013	237.3	1:19.502							

6 EBRAHIM						IND JK Racing							
1	35.619	194.2	38.216	19.593	237.8	1:33.428	10	25.584	197.8	35.395	19.072	239.4	1:20.051
2	25.793	197.4	36.068	19.278	238.9	1:21.139	11	25.524	196.0	35.357	19.050	238.4	1:19.931
3	25.453	196.3	35.721	19.127	238.4	1:20.301	12	25.403	196.3	35.601	19.013	240.0	1:20.017
4	25.425	197.0	35.567	19.342	240.5	1:20.334	13	25.669	190.4	35.491	23.149	159.0	1:24.309
5	26.467	197.8	35.730	19.324	240.0	1:21.521	14	30.769	167.1	55.319	34.196	110.9	2:00.284
6	25.938	196.0	35.814	19.122	238.9	1:20.874	15	44.643	100.0	53.977	27.596	239.4	2:06.216
7	25.652	196.7	35.434	19.088	240.5	1:20.174	16	26.460	195.6	35.897	19.267	238.4	1:21.624
8	25.486	196.7	35.633	19.099	239.4	1:20.218							
9	25.487	193.8	35.475	19.035	238.9	1:19.997							

7 SURTEES						GBR Surtees							
1	32.119	193.5	35.852	19.177	235.2	1:27.148	16	25.588	197.8	35.005	19.176	237.8	1:19.769
2	25.111	196.3	35.090	18.974	237.3	1:19.175	17	26.040	196.3	35.198	18.998	236.8	1:20.236
3	25.202	194.9	35.209	19.006	236.3	1:19.417	18	25.464	198.1	35.248	19.016	237.8	1:19.728
4	25.167	197.8	35.179	19.034	237.8	1:19.380	19	25.704	195.6	35.314	19.072	237.3	1:20.090
5	25.322	197.4	35.305	18.990	237.8	1:19.617	20	25.678	195.6	35.253	18.931	236.8	1:19.862
6	25.337	194.2	35.222	18.919	239.4	1:19.478	21	25.749	196.0	35.303	19.137	237.8	1:20.189
7	25.274	195.6	34.965	18.908	238.4	1:19.147	22	25.752	196.3	35.165	19.027	237.3	1:19.944
8	25.346	193.5	35.022	18.925	237.8	1:19.293	23	25.739	194.9	35.306	18.971	237.3	1:20.016
9	25.457	194.9	35.194	18.908	237.3	1:19.559	24	25.621	197.0	35.250	19.075	237.3	1:19.946
10	25.384	197.8	34.971	18.937	236.8	1:19.292	25	25.691	197.8	35.252	18.980	237.3	1:19.923
11	25.544	196.3	35.076	18.883	238.4	1:19.503	26	25.537	198.1	35.204	18.959	240.0	1:19.700
12	25.492	196.3	35.346	19.025	237.3	1:19.863	27	25.694	197.8	35.271	19.078	236.8	1:20.043
13	25.487	196.0	35.080	19.261	208.8	1:19.828	28	25.690	197.4	35.194	19.256	235.8	1:20.140
14	32.670	135.0	1:03.742	34.462	116.7	2:10.874							
15	43.441	96.8	59.101	29.634	244.8	2:12.176							



Weather/Track: Sun 21°/Dry 33°

Circuit Length - 3.703 kilometres  
Grand Prix Circuit  
Brands Hatch

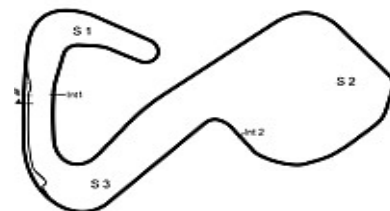
# FIA Formula 2 Championship

## Race 1 - Sector Analysis Report

Lap S1 Time S1 Spd S2 Time S2 Spd S3 Time S3 Spd Lap Time Pit Lap S1 Time S1 Spd S2 Time S2 Spd S3 Time S3 Spd Lap Time Pit

8 HEGEWALD						GER Interwetten							
1	36.806	201.1	37.657	19.640	241.6	1:34.103	16	26.758	195.2	35.595	19.268	240.5	1:21.621
2	26.064	197.8	35.680	19.471	240.0	1:21.215	17	26.095	198.8	36.547	19.857	239.4	1:22.499
3	25.653	196.3	35.702	19.294	238.4	1:20.649	18	26.214	198.1	36.656	19.342	238.9	1:22.212
4	25.446	197.8	34.797	19.091	250.0	1:19.334	19	25.793	196.7	35.560	19.088	240.0	1:20.441
5	26.487	202.6	36.268	19.172	241.0	1:21.927	20	26.099	197.0	35.457	20.777	236.8	1:22.333
6	25.702	196.7	46.406	21.062	235.8	1:33.170	21	26.385	195.6	35.529	19.292	237.8	1:21.206
7	25.793	195.6	34.949	18.974	239.4	1:19.716	22	25.848	195.2	35.313	19.263	237.3	1:20.424
8	25.439	196.3	35.166	18.978	238.9	1:19.583	23	25.926	196.7	35.405	19.172	238.4	1:20.503
9	25.465	196.3	35.043	18.989	238.4	1:19.497	24	25.707	197.4	35.352	19.172	239.4	1:20.231
10	25.502	199.6	34.812	18.860	245.4	1:19.174	25	25.902	198.8	35.239	19.080	240.0	1:20.221
11	25.665	196.7	34.993	19.167	239.4	1:19.825	26	25.784	198.5	35.093	19.098	240.0	1:19.975
12	26.044	194.2	35.109	19.212	238.4	1:20.365	27	25.593	199.6	35.234	19.084	239.4	1:19.911
13	25.620	198.1	37.894	20.578	224.5	1:24.092	28	25.634	197.8	35.305	19.274	233.2	1:20.213
14	28.012	184.3	53.673	33.202	95.0	1:54.887							
15	45.660	102.6	52.798	25.360	246.0	2:03.818							

9 GANDOLFI						ITA Piscine Laghetto							
1	37.208	194.9	39.577	19.444	244.3	1:36.229	16	26.691	197.4	35.608	19.356	237.8	1:21.655
2	26.715	196.0	35.419	19.376	244.8	1:21.510	17	26.192	196.0	35.836	20.179	237.3	1:22.207
3	26.290	194.2	35.867	20.332	242.6	1:22.489	18	26.384	192.1	59.029	19.483	236.3	1:44.896
4	36.361	192.5	36.330	19.605	241.6	1:32.296	19	26.246	194.2	35.672	19.408	236.3	1:21.326
5	26.128	196.3	35.751	19.198	245.4	1:21.077	20	25.916	197.0	36.314	19.497	235.8	1:21.727
6	26.144	193.8	35.988	19.585	236.8	1:21.717	21	26.113	196.0	35.390	19.169	235.2	1:20.672
7	26.038	195.2	35.877	19.691	235.2	1:21.606	22	25.934	197.8	35.314	19.310	236.8	1:20.558
8	26.261	191.4	36.031	19.685	235.2	1:21.977	23	25.883	194.5	35.245	19.284	236.3	1:20.412
9	26.271	194.2	36.659	19.778	233.7	1:22.708	24	25.798	198.1	35.041	19.299	236.8	1:20.138
10	26.725	195.6	35.972	19.714	234.7	1:22.411	25	25.734	197.8	35.097	19.269	237.3	1:20.100
11	26.425	194.9	35.734	19.762	234.7	1:21.921	26	25.616	197.0	35.320	19.272	238.4	1:20.208
12	26.281	195.2	36.176	19.544	236.8	1:22.001	27	26.269	196.7	36.739	19.443	237.8	1:22.451
13	26.150	193.5	36.359	20.624	236.8	1:23.133	28	27.298	195.2	35.979	19.444	236.3	1:22.721
14	27.073	196.0	38.287	31.641	103.6	1:37.001							
15	46.060	93.4	52.598	25.564	237.8	2:04.222							



Weather/Track: Sun 21° /Dry 33°

Circuit Length - 3.703 kilometres  
Grand Prix Circuit  
Brands Hatch

Printed at 14:52, Saturday, 18 July, 2009

© MST Systems Ltd, 2005 (www.mstworld.com)

Page 3

# FIA Formula 2 Championship

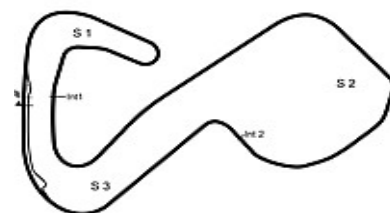
## Race 1 - Sector Analysis Report

Lap S1 Time S1 Spd S2 Time S2 Spd S3 Time S3 Spd Lap Time Pit Lap S1 Time S1 Spd S2 Time S2 Spd S3 Time S3 Spd Lap Time Pit

10 DE MARCO						ITA Friulana Flange							
1	34.525	188.4	36.364	19.416	241.0	1:30.305	16	25.844	197.0	36.531	19.459	240.5	1:21.834
2	26.112	200.7	35.345	19.063	242.1	1:20.520	17	25.817	199.2	35.503	19.180	240.5	1:20.500
3	25.935	197.0	35.178	19.066	240.5	1:20.179	18	25.862	201.1	35.415	19.393	238.9	1:20.670
4	25.520	200.0	37.234	19.100	241.0	1:21.854	19	25.676	197.4	35.247	19.189	237.3	1:20.112
5	25.605	197.4	35.338	18.980	241.0	1:19.923	20	25.626	198.1	35.268	18.970	241.6	1:19.864
6	25.585	194.5	35.157	18.891	241.0	1:19.633	21	25.695	198.8	35.404	19.218	241.6	1:20.317
7	25.569	195.6	35.076	18.985	240.0	1:19.630	22	25.990	195.6	35.440	19.266	241.6	1:20.696
8	25.493	196.0	35.172	18.947	241.6	1:19.612	23	25.933	197.0	35.218	19.118	240.0	1:20.269
9	25.352	198.1	35.165	18.864	238.4	1:19.381	24	25.617	197.8	35.388	19.244	238.4	1:20.249
10	25.477	198.1	34.953	18.974	239.4	1:19.404	25	25.724	200.0	34.995	19.114	240.5	1:19.833
11	25.505	197.0	35.519	19.130	238.4	1:20.154	26	25.694	200.7	35.056	19.075	241.0	1:19.825
12	25.587	197.0	35.112	19.060	238.4	1:19.759	27	25.586	200.0	35.212	19.116	240.0	1:19.914
13	25.525	197.8	35.052	20.875	186.5	1:21.452	28	25.696	200.0	35.071	19.208	240.0	1:19.975
14	30.372	150.8	1:00.890	35.087	134.4	2:06.349							
15	43.673	87.1	56.411	28.298	238.9	2:08.382							

11 CLARKE						GBR KSS Design Group							
1	35.368	183.0	36.941	19.278	242.1	1:31.587	11	25.403	196.7	35.190	19.264	234.7	1:19.857
2	26.236	196.3	35.580	19.191	235.8	1:21.007	12	25.671	196.0	35.558	19.284	235.8	1:20.513
3	25.396	195.6	35.850	19.092	244.8	1:20.338	13	25.349	195.2	35.264	22.937	190.4	1:23.550
4	25.668	197.0	35.948	19.988	236.8	1:21.604	14	30.465	186.8	55.442	33.959	113.8	1:59.866
5	25.922	196.7	36.213	19.368	237.8	1:21.503	15	43.676	96.6	55.687	28.335	236.3	2:07.698
6	25.651	193.8	35.726	19.212	234.7	1:20.589	16	26.085	196.7	35.955	19.271	247.1	1:21.311
7	25.431	194.9	35.438	19.135	241.6	1:20.004	17	26.733	195.2	36.588	19.221	236.3	1:22.542
8	25.341	193.5	35.562	19.221	236.8	1:20.124	18	25.627	197.8	35.555	19.714	227.8	1:20.896
9	25.509	196.3	35.213	19.229	235.2	1:19.951	19	26.465	194.9	35.593	19.205	235.8	1:21.263
10	25.459	196.7	35.393	19.111	235.2	1:19.963							

12 WICKENS						CAN Red Bull - Lukoil							
1	32.287	196.3	36.126	19.238	238.9	1:27.651	16	26.195	196.3	35.804	18.955	238.9	1:20.954
2	25.181	198.1	35.446	19.025	237.3	1:19.652	17	25.391	198.1	35.382	19.091	237.3	1:19.864
3	25.025	196.7	35.339	19.006	239.4	1:19.370	18	25.520	198.8	35.200	19.112	237.8	1:19.832
4	25.165	198.8	35.149	18.882	239.4	1:19.196	19	25.506	197.0	35.570	18.968	238.9	1:20.044
5	25.248	199.6	35.226	19.008	240.0	1:19.482	20	25.437	197.8	35.321	19.011	239.4	1:19.769
6	25.524	195.2	35.311	18.949	240.0	1:19.784	21	25.506	197.4	35.401	19.211	238.9	1:20.118
7	25.333	197.0	35.067	18.955	238.9	1:19.355	22	25.462	198.8	35.464	19.137	237.8	1:20.063
8	25.499	196.0	35.318	18.964	239.4	1:19.781	23	25.589	197.8	35.370	19.074	236.8	1:20.033
9	25.274	197.8	35.085	18.922	238.4	1:19.281	24	25.575	198.1	35.452	19.180	235.8	1:20.207
10	25.438	198.8	35.283	19.009	236.8	1:19.730	25	25.493	199.2	35.331	19.121	238.4	1:19.945
11	25.445	198.8	35.144	18.904	238.9	1:19.493	26	25.421	200.3	35.421	19.099	240.0	1:19.941
12	25.267	197.4	35.100	18.959	237.8	1:19.326	27	25.504	199.2	35.212	19.119	238.9	1:19.835
13	25.426	197.0	35.396	19.139	226.4	1:19.961	28	25.624	198.5	35.232	19.152	237.8	1:20.008
14	32.147	147.9	1:03.956	34.486	140.8	2:10.589							
15	43.173	86.9	59.061	29.144	247.1	2:11.378							



Weather/Track: Sun 21° / Dry 33°

Circuit Length - 3.703 kilometres  
Grand Prix Circuit  
Brands Hatch

Printed at 14:52, Saturday, 18 July, 2009

© MST Systems Ltd, 2005 (www.mstworld.com)

Page 4

# FIA Formula 2 Championship

## Race 1 - Sector Analysis Report

Lap S1 Time S1 Spd S2 Time S2 Spd S3 Time S3 Spd Lap Time Pit Lap S1 Time S1 Spd S2 Time S2 Spd S3 Time S3 Spd Lap Time Pit

### 14 BORTOLOTTI

ITA

Red Bull

1	37.844	193.5	39.328	19.552	237.8	1:36.724	13	25.645	195.6	36.154	22.674	171.1	1:24.473
2	25.391	197.4	35.349	19.169	239.4	1:19.909	14	30.656	160.4	55.314	33.592	103.9	1:59.562
3	25.530	198.5	35.135	19.516	239.4	1:20.181	15	45.199	87.7	54.093	26.554	238.9	2:05.846
4	26.233	197.4	35.620	19.509	239.4	1:21.362	16	26.569	196.7	35.763	19.496	238.9	1:21.828
5	25.698	198.5	35.247	19.326	241.6	1:20.271	17	26.093	200.0	36.795	19.383	240.5	1:22.271
6	25.661	197.8	36.513	19.421	240.0	1:21.595	18	26.077	200.3	35.410	19.570	240.5	1:21.057
7	26.189	196.3	36.008	18.959	238.9	1:21.156	19	26.172	196.0	35.156	19.267	238.4	1:20.595
8	25.417	196.0	34.440	18.848	247.1	1:18.705	20	25.813	196.7	35.085	19.152	238.9	1:20.050
9	25.535	196.0	34.990	18.958	237.3	1:19.483	21	25.670	197.4	34.640	19.150	237.3	1:19.460
10	25.728	197.8	34.833	19.162	236.8	1:19.723	22	25.794	198.1	34.562	19.180	238.9	1:19.536
11	25.707	198.1	35.191	19.132	239.4	1:20.030							
12	25.702	197.4	35.188	19.171	237.8	1:20.061							

### 15 ALESHIN

RUS

Red Bull - Lukoil

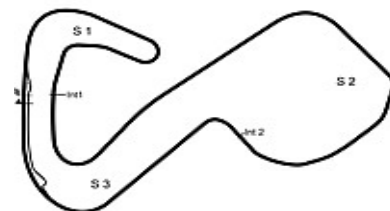
1	36.354	194.2	36.551	19.260	238.9	1:32.165	16	26.460	196.3	35.996	19.449	237.8	1:21.905
2	26.116	190.8	35.524	19.204	239.4	1:20.844	17	26.221	197.0	35.307	19.168	237.8	1:20.696
3	25.516	197.4	35.555	19.027	249.4	1:20.098	18	25.812	200.0	35.485	19.212	237.8	1:20.509
4	25.818	199.6	35.773	19.657	247.1	1:21.248	19	25.713	198.1	35.392	19.090	238.4	1:20.195
5	25.776	197.8	35.186	19.105	241.0	1:20.067	20	25.801	196.7	35.347	19.015	241.0	1:20.163
6	25.478	195.2	35.176	19.007	240.0	1:19.661	21	25.813	196.7	35.326	19.068	239.4	1:20.207
7	25.408	197.0	35.105	18.885	239.4	1:19.398	22	25.884	197.0	35.448	19.068	239.4	1:20.400
8	25.544	195.2	35.117	18.890	240.0	1:19.551	23	26.011	197.4	35.510	19.089	240.5	1:20.610
9	25.546	198.5	34.919	18.969	238.9	1:19.434	24	25.901	197.8	35.558	19.131	239.4	1:20.590
10	25.870	199.2	35.002	18.971	237.8	1:19.843	25	26.233	197.4	35.494	19.122	238.9	1:20.849
11	25.598	197.0	35.276	18.944	238.4	1:19.818	26	25.946	198.8	35.217	19.022	240.0	1:20.185
12	25.635	196.7	35.417	19.011	239.4	1:20.063	27	25.875	198.8	35.132	19.026	239.4	1:20.033
13	25.676	197.8	35.219	22.191	155.6	1:23.086	28	25.983	199.2	35.243	19.194	232.7	1:20.420
14	31.157	170.3	58.641	34.359	114.1	2:04.157							
15	43.419		55.868	28.260	243.7	2:07.547							

### 16 PISCOPO

ITA

Auto Capital

1	34.970	189.1	36.523	19.368	236.3	1:30.861	16	26.181	195.6	36.474	19.376	237.3	1:22.031
2	25.978	197.4	35.353	19.306	237.3	1:20.637	17	25.800	197.8	35.469	19.206	237.3	1:20.475
3	25.609	198.1	35.328	19.140	238.9	1:20.077	18	25.880	198.1	35.343	19.106	237.8	1:20.329
4	25.396	199.6	35.115	19.108	238.4	1:19.619	19	25.582	197.0	35.219	19.063	237.8	1:19.864
5	25.566	197.0	35.309	19.183	238.4	1:20.058	20	25.614	197.0	35.226	19.114	240.0	1:19.954
6	25.534	196.7	35.081	18.861	247.1	1:19.476	21	25.809	197.0	35.693	19.334	237.8	1:20.836
7	25.469	196.0	35.217	18.814	246.5	1:19.500	22	25.840	197.8	35.461	19.159	238.4	1:20.460
8	25.347	196.0	35.174	18.997	238.9	1:19.518	23	25.691	197.8	35.271	19.064	237.8	1:20.026
9	25.441	197.0	35.207	19.018	236.8	1:19.666	24	25.718	197.8	35.270	19.066	237.3	1:20.054
10	25.451	198.1	35.122	19.162	237.3	1:19.735	25	26.010	198.1	35.084	19.116	237.3	1:20.210
11	25.636	196.3	35.359	19.215	236.8	1:20.210	26	25.687	198.8	35.120	18.967	238.9	1:19.774
12	25.495	196.0	35.280	19.134	237.8	1:19.909	27	25.604	198.1	35.123	19.065	238.4	1:19.792
13	25.561	196.7	35.148	20.874	199.2	1:21.583	28	25.639	198.8	35.362	19.264	237.8	1:20.265
14	29.953	164.3	1:01.724	34.742	108.9	2:06.419							
15	43.444	92.8	57.077	28.199	244.8	2:08.720							



Weather/Track: Sun 21° / Dry 33°

Circuit Length - 3.703 kilometres  
Grand Prix Circuit  
Brands Hatch

Printed at 14:52, Saturday, 18 July, 2009

© MST Systems Ltd, 2005 (www.mstworld.com)

Page 5

# FIA Formula 2 Championship

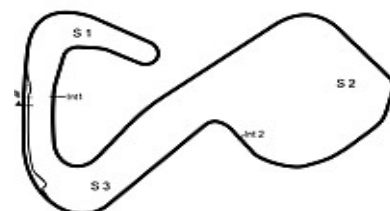
## Race 1 - Sector Analysis Report

Lap S1 Time S1 Spd S2 Time S2 Spd S3 Time S3 Spd Lap Time Pit Lap S1 Time S1 Spd S2 Time S2 Spd S3 Time S3 Spd Lap Time Pit

17 IACONELLI						BRA laconelli.com							
1	33.271	192.8	36.293	19.412	238.4	1:28.976	16	26.436	196.0	35.577	19.149	237.8	1:21.162
2	25.538	198.8	35.362	19.104	237.8	1:20.004	17	25.755	196.7	35.315	19.338	234.7	1:20.408
3	25.480	197.8	35.406	19.162	237.8	1:20.048	18	25.567	198.8	35.267	19.261	236.3	1:20.095
4	25.404	198.1	35.124	19.061	238.4	1:19.589	19	25.565	196.3	35.303	19.263	237.3	1:20.131
5	25.433	198.1	35.146	19.127	234.7	1:19.706	20	25.588	197.4	34.949	19.055	237.8	1:19.592
6	25.776	194.2	35.233	18.992	238.4	1:20.001	21	25.899	196.7	35.255	19.237	236.8	1:20.391
7	25.406	196.7	35.061	19.019	236.8	1:19.486	22	25.575	198.1	35.242	19.119	237.3	1:19.936
8	25.354	196.3	34.937	18.982	237.8	1:19.273	23	25.627	196.0	35.475	19.230	235.2	1:20.332
9	25.529	187.1	35.554	19.019	236.8	1:20.102	24	25.805	196.7	35.343	19.103	237.3	1:20.251
10	26.354	196.3	35.436	19.059	236.8	1:20.849	25	25.803	197.8	35.491	19.189	238.4	1:20.483
11	25.621	197.4	35.269	19.110	236.8	1:20.000	26	25.863	197.8	35.454	19.108	236.8	1:20.425
12	25.430	196.3	35.491	19.143	237.3	1:20.064	27	25.640	198.1	35.247	19.115	237.8	1:20.002
13	25.522	195.6	35.216	20.346	178.8	1:21.084	28	25.630	197.8	35.392	19.447	236.8	1:20.469
14	30.247	149.1	1:01.781	34.950	124.7	2:06.978							
15	43.120	94.5	57.482	28.601	237.3	2:09.203							

18 GACHNANG						SUI Motorex							
1	37.657	192.5	39.955	19.635	235.2	1:37.247	16	26.369	194.2	35.951	19.178	236.8	1:21.498
2	26.088	195.6	35.567	19.315	236.3	1:20.970	17	26.117	195.2	36.924	19.905	234.7	1:22.946
3	26.168	194.5	36.998	19.193	243.2	1:22.359	18	26.040	191.8	36.024	19.263	234.2	1:21.327
4	25.686	194.2	35.221	19.157	235.8	1:20.064	19	25.629	193.5	35.430	19.118	235.2	1:20.177
5	25.647	193.8	35.373	19.046	236.3	1:20.066	20	25.871	195.2	35.466	19.133	236.3	1:20.470
6	25.382	195.2	35.580	19.637	235.2	1:20.599	21	25.688	194.2	35.143	19.110	235.2	1:19.941
7	26.108	190.8	35.962	19.294	235.8	1:21.364	22	25.904	195.2	35.160	19.147	235.2	1:20.211
8	25.594	193.2	35.603	19.348	234.7	1:20.545	23	25.677	193.2	35.518	19.265	235.8	1:20.460
9	25.607	193.2	35.372	19.165	236.3	1:20.144	24	25.696	194.9	35.427	19.083	237.3	1:20.206
10	25.790	190.4	35.319	19.141	235.8	1:20.250	25	25.881	195.2	35.117	19.040	236.3	1:20.038
11	25.744	192.1	35.410	19.316	235.2	1:20.470	26	25.665	198.1	35.283	19.124	237.3	1:20.072
12	25.583	193.8	35.665	19.064	236.3	1:20.312	27	25.595	193.8	35.179	19.133	236.8	1:19.907
13	25.473	192.5	38.261	20.476	222.2	1:24.210	28	25.831	196.0	35.504	19.179	229.7	1:20.514
14	28.850	177.0	55.407	32.632	120.0	1:56.889							
15	45.775	105.5	52.763	26.484	243.7	2:05.022							

20 HOING						GER HASKAMP							
1	37.431	192.1	38.852	19.492	237.3	1:35.775	4	26.199	198.5	35.722	19.408	240.0	1:21.329
2	25.562	197.8	35.193	19.541	237.8	1:20.296							
3	25.620	194.9	35.330	19.443	239.4	1:20.393							



Weather/Track: Sun 21° / Dry 33°

Circuit Length - 3.703 kilometres  
Grand Prix Circuit  
Brands Hatch

# FIA Formula 2 Championship

## Race 1 - Sector Analysis Report

Lap S1 Time S1 Spd S2 Time S2 Spd S3 Time S3 Spd Lap Time Pit Lap S1 Time S1 Spd S2 Time S2 Spd S3 Time S3 Spd Lap Time Pit

### 21 VASILIAUSKAS

### LTU

### Darsena

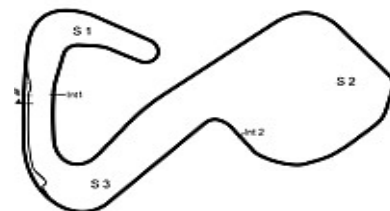
1	31.803	193.5	34.742	19.004	238.9	1:25.549	16	27.391	196.0	35.405	19.088	238.9	1:21.884
2	25.448	196.3	34.791	19.238	238.4	1:19.477	17	25.680	198.8	35.101	19.038	239.4	1:19.819
3	25.719	196.0	34.442	19.063	238.9	1:19.224	18	25.675	199.2	35.155	19.051	237.8	1:19.881
4	25.475	198.1	34.845	19.049	238.9	1:19.369	19	25.773	196.3	35.198	19.051	240.5	1:20.022
5	25.673	197.4	34.645	19.089	240.0	1:19.407	20	25.653	197.0	35.103	19.146	240.5	1:19.902
6	25.545	197.0	35.151	18.943	239.4	1:19.639	21	25.725	196.7	34.980	19.270	238.9	1:19.975
7	25.572	197.0	35.020	19.015	240.0	1:19.607	22	25.858	198.1	35.011	19.191	238.4	1:20.060
8	25.557	197.4	34.718	19.055	241.0	1:19.330	23	25.778	197.4	35.187	19.110	238.4	1:20.075
9	25.510	198.1	34.859	18.946	238.4	1:19.315	24	25.915	197.0	35.083	19.153	238.4	1:20.151
10	25.523	198.1	34.867	18.829	238.9	1:19.219	25	25.939	199.2	35.183	19.059	239.4	1:20.181
11	25.687	197.0	34.859	18.897	238.9	1:19.443	26	25.817	198.8	35.020	19.082	239.4	1:19.919
12	25.580	196.0	35.084	19.040	239.4	1:19.704	27	25.698	197.8	35.026	18.943	240.5	1:19.667
13	25.681	196.7	34.799	19.443	180.9	1:19.923	28	25.887	198.5	34.981	19.062	240.5	1:19.930
14	32.926	141.9	1:04.270	34.338	115.2	2:11.534							
15	43.378	101.4	59.295	30.034	244.3	2:12.707							

### 22 SOUCEK

### ESP

### FK-Automotive

1	31.053	196.7	35.053	18.914	238.4	1:25.020	16	25.546	196.3	35.087	18.966	238.9	1:19.599
2	25.334	198.5	35.029	19.253	236.8	1:19.616	17	25.571	196.3	35.030	18.841	247.1	1:19.442
3	25.371	196.3	34.644	19.183	237.8	1:19.198	18	26.222	198.1	35.125	19.247	236.8	1:20.594
4	25.339	196.3	34.812	18.968	238.9	1:19.119	19	25.621	197.8	34.977	19.221	237.3	1:19.819
5	25.435	197.4	34.955	19.031	240.0	1:19.421	20	25.676	197.8	35.181	19.143	238.4	1:20.000
6	25.662	196.0	35.136	18.828	249.4	1:19.626	21	25.861	194.5	35.208	18.885	246.5	1:19.954
7	25.838	196.7	34.910	19.082	236.8	1:19.830	22	26.131	196.7	35.083	19.050	237.3	1:20.264
8	25.431	196.0	34.892	19.133	237.3	1:19.456	23	25.665	197.8	34.969	19.033	237.8	1:19.667
9	25.407	197.0	34.808	18.807	246.5	1:19.022	24	25.705	197.0	35.103	19.138	237.8	1:19.946
10	25.611	198.1	34.827	18.994	237.3	1:19.432	25	25.715	198.8	35.110	19.090	236.3	1:19.915
11	25.493	198.1	34.848	19.103	237.8	1:19.444	26	25.837	198.5	35.153	19.066	239.4	1:20.056
12	25.417	197.8	35.217	19.100	237.8	1:19.734	27	25.815	196.7	34.890	19.030	239.4	1:19.735
13	25.467	195.6	34.942	19.466	191.8	1:19.875	28	25.745	196.3	35.113	19.145	231.7	1:20.003
14	32.187	140.8	1:04.367	34.149	124.8	2:10.703							
15	43.675	99.1	59.633	30.338	236.8	2:13.646							



Weather/Track: Sun 21°/Dry 33°

Circuit Length - 3.703 kilometres  
Grand Prix Circuit  
Brands Hatch

Printed at 14:52, Saturday, 18 July, 2009

© MST Systems Ltd, 2005 (www.mstworld.com)

Page 7

# FIA Formula 2 Championship

## Race 1 - Sector Analysis Report

Lap S1 Time S1 Spd S2 Time S2 Spd S3 Time S3 Spd Lap Time Pit Lap S1 Time S1 Spd S2 Time S2 Spd S3 Time S3 Spd Lap Time Pit

### 23 KARJALAINEN

FIN

Everyman - LTC Rakennus

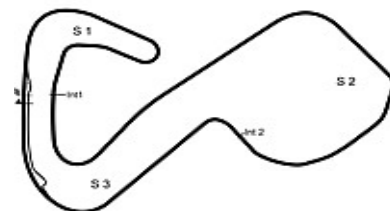
1	35.223	189.1	36.705	19.360	236.8	1:31.288	16	26.598	192.8	35.853	19.535	244.8	1:21.986
2	26.148	194.9	35.341	19.163	235.8	1:20.652	17	26.415	197.0	35.741	19.070	237.8	1:21.226
3	25.657	193.8	35.268	19.218	238.4	1:20.143	18	25.679	197.0	35.301	19.202	237.8	1:20.182
4	25.450	197.8	36.841	19.641	237.3	1:21.932	19	26.020	192.8	35.138	19.155	236.8	1:20.313
5	25.375	195.2	34.981	19.016	238.4	1:19.372	20	25.818	196.0	35.303	18.924	239.4	1:20.045
6	25.391	195.2	35.192	19.084	238.4	1:19.667	21	25.852	194.9	35.244	19.224	235.8	1:20.320
7	26.580	182.4	35.413	19.079	238.4	1:21.072	22	25.687	196.7	35.359	19.126	235.8	1:20.172
8	25.566	194.2	35.143	18.936	238.9	1:19.645	23	25.908	196.3	35.399	19.236	238.9	1:20.543
9	25.608	187.1	35.051	18.933	238.4	1:19.592	24	25.935	197.0	35.444	19.177	237.3	1:20.556
10	25.750	196.0	35.194	19.079	237.8	1:20.023	25	26.227	198.1	35.350	19.289	237.8	1:20.866
11	25.704	195.2	35.274	19.100	236.8	1:20.078	26	26.186	195.6	35.378	19.082	238.9	1:20.646
12	25.647	193.8	35.377	19.019	237.8	1:20.043	27	25.834	195.6	34.906	19.142	237.8	1:19.882
13	25.459	194.9	35.425	21.625	162.1	1:22.509	28	25.762	196.3	35.320	19.137	237.8	1:20.219
14	30.942	173.0	58.706	34.323	112.6	2:03.971							
15	43.276	86.9	55.975	28.114	245.4	2:07.365							

### 24 GLADDIS

GBR

Marrache & Co

1	36.810	191.8	38.262	19.522	237.8	1:34.594	16	26.049	196.3	35.912	19.229	238.4	1:21.190
2	25.992	197.8	35.680	19.548	243.2	1:21.220	17	26.201	196.3	36.917	19.713	241.6	1:22.831
3	27.118	196.3	35.752	19.211	237.3	1:22.081	18	25.535	197.8	35.657	19.393	237.3	1:20.585
4	25.643	196.7	35.695	19.430	238.9	1:20.768	19	25.814	196.3	35.823	19.425	234.2	1:21.062
5	25.602	199.6	35.764	19.092	241.0	1:20.458	20	25.702	196.7	35.373	19.053	236.8	1:20.128
6	25.431	197.0	36.537	19.745	240.0	1:21.713	21	25.688	194.2	35.305	19.126	246.0	1:20.119
7	26.008	197.4	36.186	19.278	237.8	1:21.472	22	25.363	198.1	35.496	19.174	237.3	1:20.033
8	25.547	196.3	35.459	19.067	238.9	1:20.073	23	25.599	197.4	35.895	19.145	235.8	1:20.639
9	25.382	195.6	35.498	19.271	236.3	1:20.151	24	25.541	195.6	35.432	19.084	236.8	1:20.057
10	25.342	198.5	35.427	19.251	234.7	1:20.020	25	25.511	198.1	35.434	18.881	242.1	1:19.826
11	25.335	196.7	35.577	19.126	236.3	1:20.038	26	25.604	198.5	35.540	19.216	238.9	1:20.360
12	25.386	196.7	35.396	19.058	236.8	1:19.840	27	25.394	197.8	35.226	19.206	237.8	1:19.826
13	25.370	195.6	35.582	22.593	160.7	1:23.545	28	25.503	198.8	35.079	19.054	238.9	1:19.636
14	30.400	175.0	54.682	33.525	100.4	1:58.607							
15	45.594	91.3	53.382	26.866	234.7	2:05.842							



Weather/Track: Sun 21°/Dry 33°

Circuit Length - 3.703 kilometres  
Grand Prix Circuit  
Brands Hatch

Printed at 14:52, Saturday, 18 July, 2009

© MST Systems Ltd, 2005 (www.mstworld.com)

Page 8

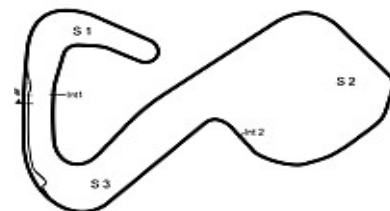
# FIA Formula 2 Championship

## Race 1 - Sector Analysis Report

Lap S1 Time S1 Spd S2 Time S2 Spd S3 Time S3 Spd Lap Time Pit Lap S1 Time S1 Spd S2 Time S2 Spd S3 Time S3 Spd Lap Time Pit

25 PAVLOVIC SRB						Bobby Tech							
1	33.154	195.2	36.228	19.272	237.8	1:28.654	16	26.300	188.8	37.016	19.368	236.3	1:22.684
2	25.478	197.8	35.421	19.121	235.8	1:20.020	17	25.629	196.3	35.499	19.266	236.8	1:20.394
3	25.282	196.0	35.133	19.130	236.8	1:19.545	18	25.482	198.5	35.459	19.069	237.3	1:20.010
4	25.153	198.5	35.354	18.991	236.8	1:19.498	19	25.549	196.0	35.363	19.123	236.3	1:20.035
5	25.361	197.0	35.049	19.032	236.3	1:19.442	20	25.534	196.7	35.402	19.108	237.8	1:20.044
6	25.290	194.5	35.281	19.079	237.8	1:19.650	21	25.631	197.0	36.020	19.250	237.8	1:20.901
7	25.279	196.3	35.165	19.070	235.2	1:19.514	22	25.745	198.5	35.495	19.095	236.8	1:20.335
8	25.252	196.3	35.033	18.972	238.4	1:19.257	23	25.528	197.0	35.325	19.045	235.8	1:19.898
9	25.355	197.4	35.183	19.056	236.8	1:19.594	24	25.474	196.3	35.420	19.096	236.8	1:19.990
10	25.421	197.0	35.103	19.161	235.2	1:19.685	25	25.524	198.5	35.282	19.087	237.8	1:19.893
11	25.399	198.8	35.266	19.186	236.8	1:19.851	26	25.781	197.8	35.058	19.049	239.4	1:19.888
12	25.349	196.0	35.446	18.922	245.4	1:19.717	27	25.604	199.2	35.352	19.160	237.8	1:20.116
13	25.455	196.0	34.983	20.102	212.1	1:20.540	28	25.756	196.7	35.441	19.160	232.2	1:20.357
14	31.671	187.1	1:03.171	35.002	106.5	2:09.844							
15	42.745	108.1	58.517	28.966	236.3	2:10.228							

27 SANCHEZ ESP						Go-Karts Orihuela Costa							
1	36.190	191.4	38.099	19.589	237.8	1:33.878	16	26.364	197.0	35.731	19.308	236.8	1:21.403
2	25.820	197.0	35.979	19.329	238.4	1:21.128	17	25.990	198.1	36.805	19.646	246.0	1:22.441
3	25.579	196.3	35.766	19.918	237.3	1:21.263	18	26.208	197.4	36.742	19.267	237.3	1:22.217
4	25.866	197.0	35.995	19.381	236.8	1:21.242	19	25.661	195.6	35.600	19.242	236.8	1:20.503
5	25.660	196.7	35.582	19.255	240.0	1:20.497	20	25.866	196.0	36.006	20.073	235.2	1:21.945
6	25.613	193.2	36.656	19.480	235.8	1:21.749	21	26.255	196.3	35.905	24.573	191.8	1:26.733
7	25.586	195.6	40.765	19.762	236.3	1:26.113	22	27.520	196.3	36.443	19.450	235.8	1:23.413
8	25.812	193.8	35.485	19.174	238.4	1:20.471	23	25.830	195.6	35.806	19.238	237.3	1:20.874
9	25.440	195.6	35.182	19.046	236.8	1:19.668	24	25.838	196.0	35.647	19.323	236.8	1:20.808
10	25.511	196.3	35.558	19.142	236.8	1:20.211	25	25.821	196.0	35.267	19.131	236.8	1:20.219
11	25.747	192.1	35.754	19.397	236.8	1:20.898	26	25.807	197.4	35.717	19.177	238.4	1:20.701
12	25.739	195.6	35.552	19.261	237.8	1:20.552	27	25.655	195.2	35.341	19.261	237.3	1:20.257
13	25.624	195.6	36.750	19.775	231.2	1:22.149	28	25.924	195.2	35.544	19.218	235.8	1:20.686
14	29.484	164.1	54.421	33.296	101.8	1:57.201							
15	45.336	110.3	52.707	26.199	236.3	2:04.242							



Weather/Track: Sun 21° / Dry 33°

Circuit Length - 3.703 kilometres  
Grand Prix Circuit  
Brands Hatch

# FIA Formula 2 Championship

## Race 1 - Sector Analysis Report

Lap S1 Time S1 Spd S2 Time S2 Spd S3 Time S3 Spd Lap Time Pit Lap S1 Time S1 Spd S2 Time S2 Spd S3 Time S3 Spd Lap Time Pit

### 31 MOORE

GBR

Olney Tyres & Exhausts

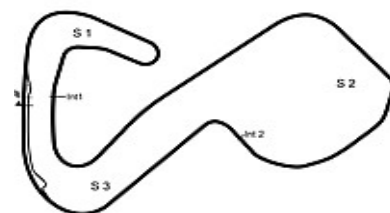
1	35.878	194.5	37.334	19.358	238.4	1:32.570	16	26.370	196.7	35.693	19.358	239.4	1:21.421
2	25.888	197.4	35.685	19.236	237.8	1:20.809	17	26.714	196.0	36.805	19.486	237.8	1:23.005
3	25.764	196.7	35.314	19.297	238.4	1:20.375	18	25.805	198.1	35.826	19.479	237.8	1:21.110
4	25.611	197.4	35.658	19.607	245.4	1:20.876	19	25.840	196.7	35.424	22.876	173.0	1:24.140
5	26.698	197.4	35.544	19.495	238.9	1:21.737	20	26.706	196.3	35.585	19.789	235.8	1:22.080
6	25.950	191.8	35.435	19.332	237.8	1:20.717	21	26.146	197.0	36.721	19.379	235.8	1:22.246
7	25.675	196.0	35.159	19.191	238.4	1:20.025	22	26.144	197.4	35.304	19.193	236.3	1:20.641
8	25.532	193.5	35.135	19.311	238.9	1:19.978	23	26.010	187.5	35.473	19.177	238.4	1:20.660
9	25.762	194.9	35.139	19.275	237.8	1:20.176	24	25.700	198.5	35.224	19.291	237.8	1:20.215
10	25.886	197.8	34.932	19.185	236.8	1:20.003	25	25.693	198.1	35.221	19.125	236.8	1:20.039
11	25.564	197.0	34.881	19.020	245.4	1:19.465	26	25.870	197.8	35.440	19.159	238.4	1:20.469
12	25.995	194.9	35.379	19.232	238.4	1:20.606	27	25.826	197.4	35.325	19.232	237.3	1:20.383
13	25.679	197.4	35.445	22.798	189.1	1:23.922	28	25.869	197.0	35.275	19.183	235.8	1:20.327
14	30.702	180.6	55.857	33.891	112.0	2:00.450							
15	43.523	102.1	55.075	28.131	237.8	2:06.729							

### 33 ENG

AUT

European Racing Events

1	30.458	195.6	35.131	18.893	236.8	1:24.482	16	25.438	196.3	35.241	19.038	237.3	1:19.717
2	25.399	194.9	35.290	19.128	234.7	1:19.817	17	25.457	196.3	35.260	18.931	236.8	1:19.648
3	25.151	196.7	34.932	18.975	237.3	1:19.058	18	25.905	198.8	35.405	19.143	236.3	1:20.453
4	25.177	197.8	35.030	18.944	237.8	1:19.151	19	25.504	196.7	35.255	18.996	237.8	1:19.755
5	25.320	195.6	35.182	18.974	238.4	1:19.476	20	25.567	198.1	35.434	18.986	237.8	1:19.987
6	25.555	194.9	35.319	18.932	237.8	1:19.806	21	25.823	195.2	35.413	18.978	243.2	1:20.214
7	25.482	196.7	35.156	18.869	237.3	1:19.507	22	25.818	197.0	35.087	18.979	237.3	1:19.884
8	25.367	195.2	34.815	19.025	238.4	1:19.207	23	25.617	197.4	35.142	18.902	237.3	1:19.661
9	25.379	196.0	35.144	18.985	238.4	1:19.508	24	25.610	197.4	35.375	19.011	236.8	1:19.996
10	25.334	198.1	34.910	18.911	237.3	1:19.155	25	25.577	197.4	35.256	19.009	237.3	1:19.842
11	25.452	197.0	35.020	18.918	237.3	1:19.390	26	25.797	198.8	35.408	18.992	238.4	1:20.197
12	25.442	196.0	35.415	18.973	236.8	1:19.830	27	25.556	197.8	35.130	18.912	247.1	1:19.598
13	25.361	195.6	35.222	18.832	246.0	1:19.415	28	25.471	198.1	35.440	19.212	222.2	1:20.123
14	31.181	119.6	1:05.408	34.106	118.6	2:10.695							
15	43.528	1:00.102		30.440	242.1	2:14.070							



Weather/Track: Sun 21° / Dry 33°

Circuit Length - 3.703 kilometres  
Grand Prix Circuit  
Brands Hatch

Printed at 14:52, Saturday, 18 July, 2009

© MST Systems Ltd, 2005 (www.mstworld.com)

Page 10

# FIA Formula 2 Championship

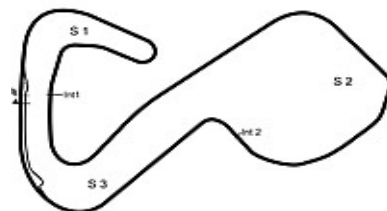
## Race 1 - Best Sector Times Report

POS	SECTOR 1			SECTOR 2			SECTOR 3			NO	NAME	IDEAL/BEST LAP COMPARISON			DIFF
	NO	TIME	LAP	NO	TIME	LAP	NO	TIME	LAP			IDEAL	BEST	LAP	
1	5	25.022	4	14	34.440	8	22	18.807	9	14	BORTOLOTT	1:18.679	1:18.705	8	+ 0.026
2	12	25.025	3	21	34.442	3	16	18.814	7	21	VASILIAUSK	1:18.719	1:19.219	10	+ 0.500
3	7	25.111	2	22	34.644	3	21	18.829	10	22	SOUCEK	1:18.785	1:19.022	9	+ 0.237
4	33	25.151	3	2	34.785	10	33	18.832	13	33	ENG	1:18.798	1:19.058	3	+ 0.260
5	25	25.153	4	8	34.797	4	14	18.848	8	5	BRUNDLE	1:18.948	1:19.140	4	+ 0.192
6	4	25.165	3	33	34.815	8	8	18.860	10	7	SURTEES	1:18.959	1:19.147	7	+ 0.188
7	3	25.177	9	3	34.851	7	10	18.864	9	12	WICKENS	1:18.974	1:19.196	4	+ 0.222
8	22	25.334	2	31	34.881	11	24	18.881	25	4	JOUSSE	1:18.995	1:19.336	3	+ 0.341
9	24	25.335	11	23	34.906	27	12	18.882	4	3	PALMER	1:19.037	1:19.245	8	+ 0.208
10	11	25.341	8	15	34.919	9	7	18.883	11	25	PAVLOVIC	1:19.058	1:19.257	8	+ 0.199
11	16	25.347	8	4	34.928	12	15	18.885	7	8	HEGEWALD	1:19.096	1:19.174	10	+ 0.078
12	10	25.352	9	17	34.937	8	4	18.902	25	2	HOHENTHAL	1:19.134	1:19.297	8	+ 0.163
13	17	25.354	8	10	34.953	10	25	18.922	12	10	DE MARCO	1:19.169	1:19.381	9	+ 0.212
14	23	25.375	5	7	34.965	7	23	18.924	20	23	KARJALAIN	1:19.205	1:19.372	5	+ 0.167
15	18	25.382	6	25	34.983	13	5	18.933	10	15	ALESHIN	1:19.212	1:19.398	7	+ 0.186
16	14	25.391	2	5	34.993	10	2	18.952	9	16	PISCOPO	1:19.242	1:19.476	6	+ 0.234
17	2	25.397	9	9	35.041	24	17	18.982	8	17	IACONELLI	1:19.273	1:19.273	8	+ 0.000
18	6	25.403	12	12	35.067	7	3	19.009	8	24	GLADDIS	1:19.295	1:19.636	28	+ 0.341
19	15	25.408	7	24	35.079	28	6	19.013	12	31	MOORE	1:19.433	1:19.465	11	+ 0.032
20	8	25.439	8	16	35.081	6	31	19.020	11	18	GACHNANG	1:19.539	1:19.907	27	+ 0.368
21	27	25.440	9	18	35.117	25	18	19.040	25	11	CLARKE	1:19.623	1:19.857	11	+ 0.234
22	21	25.448	2	27	35.182	9	27	19.046	9	27	SANCHEZ	1:19.668	1:19.668	9	+ 0.000
23	31	25.532	8	11	35.190	11	11	19.092	3	6	EBRAHIM	1:19.773	1:19.931	11	+ 0.158
24	20	25.562	2	20	35.193	2	9	19.169	21	9	GANDOLFI	1:19.826	1:20.100	25	+ 0.274
25	9	25.616	26	6	35.357	11	20	19.408	4	20	HOING	1:20.163	1:20.296	2	+ 0.133

'Perfect Lap' - 1:18.269



Weather/Track: Sun 21°/Dry 33°



Circuit Length - 3.703 kilometres  
Grand Prix Circuit  
Brands Hatch

# FIA Formula 2 Championship

## RACE 1 - LAP CHART

Lap 1			Lap 2			Lap 3			Lap 4			Lap 5		
No	Behind	Laptime	No	Behind	Laptime	No	Behind	Laptime	No	Behind	Laptime	No	Behind	Laptime
33		1:24.482	33		1:19.817	33		1:19.058	33		1:19.151	33		1:19.476
22	0.538	1:25.020	22	0.337	1:19.616	22	0.477	1:19.198	22	0.445	1:19.119	22	0.390	1:19.421
21	1.067	1:25.549	21	0.727	1:19.477	21	0.893	1:19.224	21	1.111	1:19.369	21	1.042	1:19.407
7	2.666	1:27.148	7	2.024	1:19.175	7	2.383	1:19.417	7	2.612	1:19.380	7	2.753	1:19.617
12	3.169	1:27.651	12	3.004	1:19.652	12	3.316	1:19.370	12	3.361	1:19.196	12	3.367	1:19.482
4	3.569	1:28.051	4	3.484	1:19.732	4	3.762	1:19.336	4	3.980	1:19.369	4	4.018	1:19.514
25	4.172	1:28.654	25	4.375	1:20.020	25	4.862	1:19.545	25	5.209	1:19.498	25	5.175	1:19.442
17	4.494	1:28.976	17	4.681	1:20.004	17	5.671	1:20.048	17	6.109	1:19.589	17	6.339	1:19.706
2	5.407	1:29.889	2	5.531	1:19.941	2	6.281	1:19.808	2	6.900	1:19.770	2	7.170	1:19.746
3	5.555	1:30.037	3	6.278	1:20.540	3	7.216	1:19.996	3	8.134	1:20.069	3	8.473	1:19.815
10	5.823	1:30.305	10	6.526	1:20.520	10	7.647	1:20.179	10	8.686	1:19.619	10	9.268	1:20.058
5	6.063	1:30.545	16	7.199	1:20.637	16	8.218	1:20.077	10	10.350	1:21.854	10	10.797	1:19.923
16	6.379	1:30.861	23	7.641	1:20.652	23	8.726	1:20.143	23	11.507	1:21.932	23	11.403	1:19.372
23	6.806	1:31.288	11	8.295	1:21.007	11	9.575	1:20.338	15	11.847	1:21.248	15	12.438	1:20.067
11	7.105	1:31.587	15	8.710	1:20.844	15	9.750	1:20.098	11	12.028	1:21.604	11	14.055	1:21.503
15	7.683	1:32.165	31	9.080	1:20.809	31	10.397	1:20.375	31	12.122	1:20.876	31	14.383	1:21.737
31	8.088	1:32.570	6	10.268	1:21.139	6	11.511	1:20.301	6	12.694	1:20.334	6	14.739	1:21.521
6	8.946	1:33.428	27	10.707	1:21.128	8	12.610	1:20.649	8	12.793	1:19.334	8	15.244	1:21.927
27	9.396	1:33.878	8	11.019	1:21.215	27	12.912	1:21.263	27	15.003	1:21.242	27	16.024	1:20.497
8	9.621	1:34.103	24	11.515	1:21.220	20	13.107	1:20.393	20	15.285	1:21.329	14	16.463	1:20.271
24	10.112	1:34.594	20	11.772	1:20.296	14	13.457	1:20.181	14	15.668	1:21.362	24	17.137	1:20.458
20	11.293	1:35.775	14	12.334	1:19.909	24	14.538	1:22.081	24	16.155	1:20.768	5	17.481	1:20.399
9	11.747	1:36.229	9	13.440	1:21.510	5	16.569	1:21.299	5	16.558	1:19.140	18	18.722	1:20.066
14	12.242	1:36.724	18	13.918	1:20.970	9	16.871	1:22.489	18	18.132	1:20.064	9	31.617	1:21.077
18	12.765	1:37.247	5	14.328	1:28.082	18	17.219	1:22.359	9	30.016	1:32.296			

Weather/Track: Sun 21°/Dry 33°

www.mstworld.com

Page 1 of 6

Brands Hatch GP  
Circuit Length = 3.7030 km.  
Start: 14:03 End: 14:42

Printed - 14:45 Saturday, 18 July 2009

# FIA Formula 2 Championship

## RACE 1 - LAP CHART

(contd.)

Lap 6			Lap 7			Lap 8			Lap 9			Lap 10		
No	Behind	Laptime	No	Behind	Laptime	No	Behind	Laptime	No	Behind	Laptime	No	Behind	Laptime
33		1:19.806	33		1:19.507	33		1:19.207	33		1:19.508	33		1:19.155
22	0.210	1:19.626	22	0.533	1:19.830	22	0.782	1:19.456	22	0.296	1:19.022	22	0.573	1:19.432
21	0.875	1:19.639	21	0.975	1:19.607	21	1.098	1:19.330	21	0.905	1:19.315	21	0.969	1:19.219
7	2.425	1:19.478	7	2.065	1:19.147	7	2.151	1:19.293	7	2.202	1:19.559	7	2.339	1:19.292
12	3.345	1:19.784	12	3.193	1:19.355	12	3.767	1:19.781	12	3.540	1:19.281	12	4.115	1:19.730
4	3.963	1:19.751	4	3.883	1:19.427	4	4.308	1:19.632	4	4.446	1:19.646	4	4.696	1:19.405
25	5.019	1:19.650	25	5.026	1:19.514	25	5.076	1:19.257	25	5.162	1:19.594	25	5.692	1:19.685
17	6.534	1:20.001	17	6.513	1:19.486	17	6.579	1:19.273	17	7.173	1:20.102	2	7.810	1:19.604
2	7.147	1:19.783	2	7.018	1:19.378	2	7.108	1:19.297	2	7.361	1:19.761	17	8.867	1:20.849
3	8.200	1:19.533	3	8.072	1:19.379	3	8.110	1:19.245	3	8.182	1:19.580	3	9.416	1:20.389
16	8.938	1:19.476	16	8.931	1:19.500	16	9.242	1:19.518	16	9.400	1:19.666	16	9.980	1:19.735
10	10.624	1:19.633	10	10.747	1:19.630	10	11.152	1:19.612	10	11.025	1:19.381	10	11.274	1:19.404
23	11.264	1:19.667	15	12.184	1:19.398	15	12.528	1:19.551	15	12.454	1:19.434	15	13.142	1:19.843
15	12.293	1:19.661	23	12.829	1:21.072	23	13.267	1:19.645	23	13.351	1:19.592	23	14.219	1:20.023
11	14.838	1:20.589	11	15.335	1:20.004	11	16.252	1:20.124	11	16.695	1:19.951	11	17.503	1:19.963
31	15.294	1:20.717	31	15.812	1:20.025	31	16.583	1:19.978	31	17.251	1:20.176	31	18.099	1:20.003
6	15.807	1:20.874	6	16.474	1:20.174	6	17.485	1:20.218	6	17.974	1:19.997	6	18.870	1:20.051
27	17.967	1:21.749	14	19.901	1:21.156	14	19.399	1:18.705	14	19.374	1:19.483	14	19.942	1:19.723
14	18.252	1:21.595	5	20.434	1:21.194	5	20.968	1:19.741	5	20.962	1:19.502	5	21.096	1:19.289
5	18.747	1:21.072	24	21.009	1:21.472	24	21.875	1:20.073	24	22.518	1:20.151	24	23.383	1:20.020
24	19.044	1:21.713	18	21.372	1:21.364	18	22.710	1:20.545	18	23.346	1:20.144	18	24.441	1:20.250
18	19.515	1:20.599	27	24.573	1:26.113	27	25.837	1:20.471	27	25.997	1:19.668	27	27.053	1:20.211
8	28.608	1:33.170	8	28.817	1:19.716	8	29.193	1:19.583	8	29.182	1:19.497	8	29.201	1:19.174
9	33.528	1:21.717	9	35.627	1:21.606	9	38.397	1:21.977	9	41.597	1:22.708	9	44.853	1:22.411

Weather/Track: Sun 21°/Dry 33°

www.mstworld.com

Page 2 of 6

Brands Hatch GP  
Circuit Length = 3.7030 km.  
Start: 14:03 End: 14:42

Printed - 14:45 Saturday, 18 July 2009

# FIA Formula 2 Championship

## RACE 1 - LAP CHART

(contd.)

Lap 11			Lap 12			Lap 13			Lap 14			Lap 15		
No	Behind	Laptime	No	Behind	Laptime	No	Behind	Laptime	No	Behind	Laptime	No	Behind	Laptime
33		1:19.390	33		1:19.830	33		1:19.415	33		2:10.695	33		2:14.070
22	0.627	1:19.444	22	0.531	1:19.734	22	0.991	1:19.875	22	0.999	2:10.703	22	0.575	2:13.646
21	1.022	1:19.443	21	0.896	1:19.704	21	1.404	1:19.923	21	2.243	2:11.534	21	0.880	2:12.707
7	2.452	1:19.503	7	2.485	1:19.863	7	2.898	1:19.828	7	3.077	2:10.874	7	1.183	2:12.176
12	4.218	1:19.493	12	3.714	1:19.326	12	4.260	1:19.961	12	4.154	2:10.589	12	1.462	2:11.378
4	5.177	1:19.871	4	4.772	1:19.425	4	6.076	1:20.719	4	5.401	2:10.020	4	1.966	2:10.635
25	6.153	1:19.851	25	6.040	1:19.717	25	7.165	1:20.540	25	6.314	2:09.844	25	2.472	2:10.228
17	9.477	1:20.000	17	9.711	1:20.064	17	11.380	1:21.084	17	7.663	2:06.978	17	2.796	2:09.203
3	10.125	1:20.099	3	10.410	1:20.115	3	11.867	1:20.872	3	8.325	2:07.153	16	3.421	2:08.720
16	10.800	1:20.210	16	10.879	1:19.909	16	13.047	1:21.583	16	8.771	2:06.419	10	3.970	2:08.382
10	12.038	1:20.154	10	11.967	1:19.759	10	14.004	1:21.452	10	9.658	2:06.349	3	4.286	2:10.031
15	13.570	1:19.818	15	13.803	1:20.063	15	17.474	1:23.086	15	10.936	2:04.157	15	4.413	2:07.547
23	14.907	1:20.078	23	15.120	1:20.043	23	18.214	1:22.509	23	11.490	2:03.971	23	4.785	2:07.365
11	17.970	1:19.857	11	18.653	1:20.513	11	22.788	1:23.550	11	11.959	1:59.866	11	5.587	2:07.698
31	18.174	1:19.465	31	18.950	1:20.606	31	23.457	1:23.922	31	13.212	2:00.450	31	5.871	2:06.729
6	19.411	1:19.931	6	19.598	1:20.017	6	24.492	1:24.309	6	14.081	2:00.284	6	6.227	2:06.216
14	20.582	1:20.030	14	20.813	1:20.061	14	25.871	1:24.473	14	14.738	1:59.562	14	6.514	2:05.846
5	21.173	1:19.467	5	21.336	1:19.993	5	27.039	1:25.118	5	15.277	1:58.933	5	7.147	2:05.940
24	24.031	1:20.038	24	24.041	1:19.840	24	28.171	1:23.545	24	16.083	1:58.607	24	7.855	2:05.842
18	25.521	1:20.470	18	26.003	1:20.312	18	30.798	1:24.210	18	16.992	1:56.889	18	7.944	2:05.022
27	28.561	1:20.898	27	29.283	1:20.552	27	32.017	1:22.149	27	18.523	1:57.201	27	8.695	2:04.242
8	29.636	1:19.825	8	30.171	1:20.365	8	34.848	1:24.092	8	19.040	1:54.887	8	8.788	2:03.818
9	47.384	1:21.921	9	49.555	1:22.001	9	53.273	1:23.133	9	19.579	1:37.001	9	9.731	2:04.222

Weather/Track: Sun 21°/Dry 33°

www.mstworld.com

Page 3 of 6

Brands Hatch GP  
Circuit Length = 3.7030 km.  
Start: 14:03 End: 14:42

Printed - 14:45 Saturday, 18 July 2009

# FIA Formula 2 Championship

## RACE 1 - LAP CHART

(contd.)

Lap 16			Lap 17			Lap 18			Lap 19			Lap 20		
No	Behind	Laptime	No	Behind	Laptime	No	Behind	Laptime	No	Behind	Laptime	No	Behind	Laptime
33		1:19.717	33		1:19.648	33		1:20.453	33		1:19.755	33		1:19.987
22	0.457	1:19.599	22	0.251	1:19.442	22	0.392	1:20.594	22	0.456	1:19.819	22	0.469	1:20.000
7	1.235	1:19.769	7	1.823	1:20.236	7	1.098	1:19.728	7	1.433	1:20.090	7	1.308	1:19.862
12	2.699	1:20.954	12	2.915	1:19.864	12	2.294	1:19.832	12	2.583	1:20.044	12	2.365	1:19.769
21	3.047	1:21.884	21	3.218	1:19.819	21	2.646	1:19.881	21	2.913	1:20.022	21	2.828	1:19.902
4	3.537	1:21.288	4	3.946	1:20.057	4	3.657	1:20.164	4	3.618	1:19.716	4	3.787	1:20.156
17	4.241	1:21.162	17	5.001	1:20.408	17	4.643	1:20.095	17	5.019	1:20.131	17	4.624	1:19.592
25	5.439	1:22.684	25	6.185	1:20.394	25	5.742	1:20.010	25	6.022	1:20.035	25	6.079	1:20.044
16	5.735	1:22.031	16	6.562	1:20.475	16	6.438	1:20.329	16	6.547	1:19.864	16	6.514	1:19.954
10	6.087	1:21.834	10	6.939	1:20.500	10	7.156	1:20.670	10	7.513	1:20.112	10	7.390	1:19.864
3	6.126	1:21.557	15	7.649	1:20.696	15	7.705	1:20.509	15	8.145	1:20.195	15	8.321	1:20.163
15	6.601	1:21.905	23	8.632	1:21.226	23	8.361	1:20.182	23	8.919	1:20.313	23	8.977	1:20.045
23	7.054	1:21.986	11	10.075	1:22.542	11	10.518	1:20.896	3	11.243	1:20.389	3	10.942	1:19.686
11	7.181	1:21.311	3	10.658	1:24.180	3	10.609	1:20.404	11	12.026	1:21.263	14	12.755	1:20.050
31	7.575	1:21.421	31	10.932	1:23.005	31	11.589	1:21.110	14	12.692	1:20.595	24	14.091	1:20.128
6	8.134	1:21.624	14	11.248	1:22.271	14	11.852	1:21.057	24	13.950	1:21.062	18	14.802	1:20.470
14	8.625	1:21.828	24	12.511	1:22.831	24	12.643	1:20.585	18	14.319	1:20.177	27	17.644	1:21.945
5	8.940	1:21.510	18	13.023	1:22.946	18	13.897	1:21.327	27	15.686	1:20.503	31	18.067	1:22.080
24	9.328	1:21.190	27	13.174	1:22.441	27	14.938	1:22.217	31	15.974	1:24.140	8	18.334	1:22.333
18	9.725	1:21.498	8	13.543	1:22.499	8	15.302	1:22.212	8	15.988	1:20.441	9	41.982	1:21.727
27	10.381	1:21.403	9	14.228	1:22.207	9	38.671	1:44.896	9	40.242	1:21.326			
8	10.692	1:21.621												
9	11.669	1:21.655												

Weather/Track: Sun 21°/Dry 33°

www.mstworld.com

Page 4 of 6

Brands Hatch GP  
Circuit Length = 3.7030 km.  
Start: 14:03 End: 14:42

Printed - 14:45 Saturday, 18 July 2009

# FIA Formula 2 Championship

## RACE 1 - LAP CHART

(contd.)

Lap 21			Lap 22			Lap 23			Lap 24			Lap 25		
No	Behind	Laptime	No	Behind	Laptime	No	Behind	Laptime	No	Behind	Laptime	No	Behind	Laptime
33		1:20.214	33		1:19.884	33		1:19.661	33		1:19.996	33		1:19.842
22	0.209	1:19.954	22	0.589	1:20.264	22	0.595	1:19.667	22	0.545	1:19.946	22	0.618	1:19.915
7	1.283	1:20.189	7	1.343	1:19.944	7	1.698	1:20.016	7	1.648	1:19.946	7	1.729	1:19.923
12	2.269	1:20.118	12	2.448	1:20.063	12	2.820	1:20.033	12	3.031	1:20.207	12	3.134	1:19.945
21	2.589	1:19.975	21	2.765	1:20.060	21	3.179	1:20.075	21	3.334	1:20.151	21	3.673	1:20.181
17	4.801	1:20.391	17	4.853	1:19.936	17	5.524	1:20.332	17	5.779	1:20.251	17	6.420	1:20.483
4	6.346	1:22.773	4	5.953	1:19.491	4	5.839	1:19.547	4	6.320	1:20.477	4	6.569	1:20.091
25	6.766	1:20.901	25	7.217	1:20.335	25	7.454	1:19.898	25	7.448	1:19.990	25	7.499	1:19.893
16	7.136	1:20.836	16	7.712	1:20.460	16	8.077	1:20.026	16	8.135	1:20.054	16	8.503	1:20.210
10	7.493	1:20.317	10	8.305	1:20.696	10	8.913	1:20.269	10	9.166	1:20.249	10	9.157	1:19.833
15	8.314	1:20.207	15	8.830	1:20.400	15	9.779	1:20.610	15	10.373	1:20.590	15	11.380	1:20.849
23	9.083	1:20.320	23	9.371	1:20.172	23	10.253	1:20.543	23	10.813	1:20.556	23	11.837	1:20.866
3	10.702	1:19.974	3	10.616	1:19.798	3	11.135	1:20.180	3	11.785	1:20.646	3	12.637	1:20.694
14	12.001	1:19.460	14	11.653	1:19.536	24	15.123	1:20.639	24	15.184	1:20.057	24	15.168	1:19.826
24	13.996	1:20.119	24	14.145	1:20.033	18	15.655	1:20.460	18	15.865	1:20.206	18	16.061	1:20.038
18	14.529	1:19.941	18	14.856	1:20.211	8	20.708	1:20.503	8	20.943	1:20.231	8	21.322	1:20.221
8	19.326	1:21.206	8	19.866	1:20.424	31	21.855	1:20.660	31	22.074	1:20.215	31	22.271	1:20.039
31	20.099	1:22.246	31	20.856	1:20.641	27	28.905	1:20.874	27	29.717	1:20.808	27	30.094	1:20.219
27	24.163	1:26.733	27	27.692	1:23.413	9	43.865	1:20.412	9	44.007	1:20.138	9	44.265	1:20.100
9	42.440	1:20.672	9	43.114	1:20.558									

Weather/Track: Sun 21°/Dry 33°

www.mstworld.com

Page 5 of 6

Brands Hatch GP  
Circuit Length = 3.7030 km.  
Start: 14:03 End: 14:42

Printed - 14:45 Saturday, 18 July 2009

**FIA Formula 2 Championship  
RACE 1 - LAP CHART**


(contd.)

Lap 26			Lap 27			Lap 28			Lap 29			Lap 30		
No	Behind	Laptime	No	Behind	Laptime	No	Behind	Laptime	No	Behind	Laptime	No	Behind	Laptime
33		1:20.197	33		1:19.598	33		1:20.123						
22	0.477	1:20.056	22	0.614	1:19.735	22	0.494	1:20.003						
7	1.232	1:19.700	7	1.677	1:20.043	7	1.694	1:20.140						
12	2.878	1:19.941	12	3.115	1:19.835	12	3.000	1:20.008						
21	3.395	1:19.919	21	3.464	1:19.667	21	3.271	1:19.930						
17	6.648	1:20.425	17	7.052	1:20.002	17	7.398	1:20.469						
25	7.190	1:19.888	25	7.708	1:20.116	25	7.942	1:20.357						
16	8.080	1:19.774	16	8.274	1:19.792	16	8.416	1:20.265						
10	8.785	1:19.825	10	9.101	1:19.914	10	8.953	1:19.975						
15	11.368	1:20.185	15	11.803	1:20.033	15	12.100	1:20.420						
23	12.286	1:20.646	23	12.570	1:19.882	23	12.666	1:20.219						
3	13.367	1:20.927	3	14.457	1:20.688	3	14.574	1:20.240						
24	15.331	1:20.360	24	15.559	1:19.826	24	15.072	1:19.636						
18	15.936	1:20.072	18	16.245	1:19.907	18	16.636	1:20.514						
8	21.100	1:19.975	8	21.413	1:19.911	8	21.503	1:20.213						
31	22.543	1:20.469	31	23.328	1:20.383	31	23.532	1:20.327						
27	30.598	1:20.701	27	31.257	1:20.257	27	31.820	1:20.686						
9	44.276	1:20.208	9	47.129	1:22.451	9	49.727	1:22.721						

Weather/Track: Sun 21°/Dry 33°

# FIA Formula 2 Championship

## GRID FOR RACE 2

ROW 13	5	BRUNDLE	9	GANDOLFI
ROW 12	20	HOING	6	EBRAHIM
ROW 11	27	SANCHEZ	3	PALMER
ROW 10	10	DE MARCO	11	CLARKE
ROW 9	24	GLADDIS	4	JOUSSE
ROW 8	21	VASILIAUSKAS	25	PAVLOVIC
ROW 7	2	HOHENTHAL	23	KARJALAINEN
ROW 6	31	MOORE	16	PISCOPO
ROW 5	8	HEGEWALD	18	GACHNANG
ROW 4	7	SURTEES	17	IACONELLI
ROW 3	15	ALESHIN	14	BORTOLOTTI
ROW 2	33	ENG	12	WICKENS
ROW 1	22	SOUCEK		
POLE				
				

Car 2, two best times cancelled as Stewards decision No. 25 refers.  
 Car 5, allowed to start from the back of the grid as Stewards decision No. 42 refers.

Brands Hatch GP  
 Circuit Length = 3.7030 km.

Race Director:	Steward:	Timekeeper:
----------------	----------	-------------