



Rounds 7 & 8
Brands Hatch, UK
17 - 19 July 2009

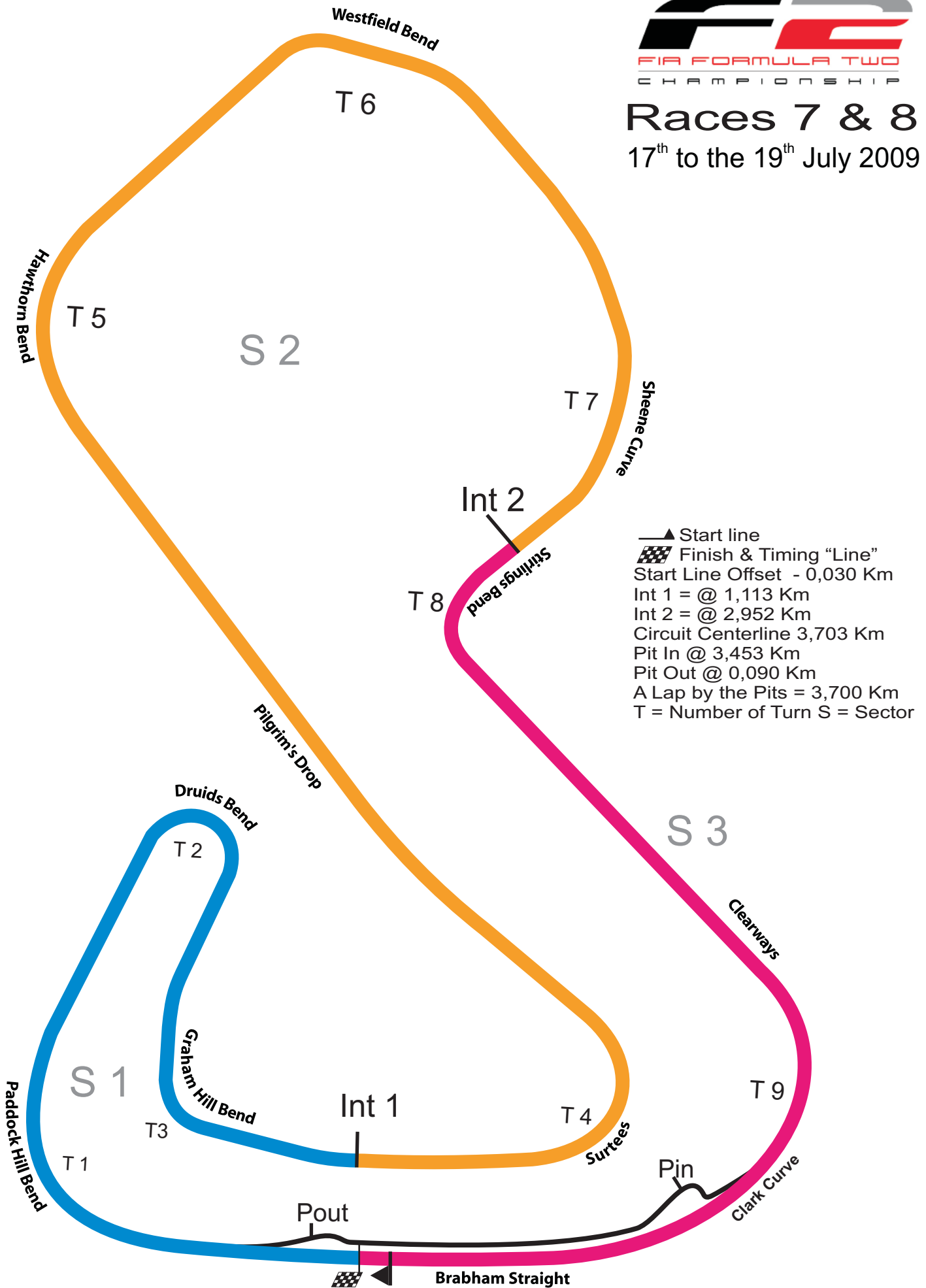


Timing and Results by MST Systems Ltd

www.mstworld.com

Races 7 & 8

17th to the 19th July 2009



FIA Formula 2 Championship

FREE PRACTICE 1

POS	NO	CL	DRIVER	NAT	SPONSOR	TIME	LAPS	GAP	KPH
1	15		Mikhail ALESHIN	RUS	Red Bull - Lukoil	1:19.634	14		167.40
2	4		Julien JOUSSE	FRA	E Leclerc	1:19.712	15	0.078	167.23
3	22		Andy SOUCEK	ESP	FK-Automotive	1:19.867	15	0.233	166.91
4	16		Edoardo PISCOPO	ITA	Auto Capital	1:19.869	15	0.235	166.90
5	31		Jason MOORE	GBR	Olney Tyres & Exhausts	1:19.895	12	0.261	166.85
6	2		Sebastian HOHENTHAL	SWE	Mafi - Sweden Team	1:19.925	16	0.291	166.79
7	12		Robert WICKENS	CAN	Red Bull - Lukoil	1:19.994	12	0.360	166.64
8	7		Henry SURTEES	GBR	Surtees	1:20.037	14	0.403	166.55
9	10		Nicola DE MARCO	ITA	Friulana Flange	1:20.054	16	0.420	166.52
10	21		Kazim VASILIAUSKAS	LTU	Darsena	1:20.093	15	0.459	166.44
11	11		Jack CLARKE	GBR	KSS Design Group	1:20.109	15	0.475	166.40
12	5		Alex BRUNDLE	GBR	Sen - GAC - Nasstar	1:20.146	17	0.512	166.33
13	8		Tobias HEGEWALD	GER	Interwetten	1:20.147	16	0.513	166.32
14	25		Milos PAVLOVIC	SRB	Bobby Tech	1:20.315	15	0.681	165.98
15	24		Tom GLADDIS	GBR	Marrache & Co	1:20.572	14	0.938	165.45
16	18		Natacha GACHNANG	SUI	Motorex	1:20.684	14	1.050	165.22
17	3		Jolyon PALMER	GBR	Comma	1:20.706	15	1.072	165.17
18	33		Philipp ENG	AUT	European Racing Events	1:20.724	16	1.090	165.14
19	23		Henri KARJALAINEN	FIN	Everyman - LTC Rakennus	1:20.840	16	1.206	164.90
20	20		Jens HOING	GER	HASKAMP	1:20.852	15	1.218	164.87
21	17		Carlos IACONELLI	BRA	Iaconelli.com	1:20.984	15	1.350	164.61
22	14		Mirko BORTOLOTTI	ITA	Red Bull	1:21.431	10	1.797	163.70
23	6		Armaan EBRAHIM	IND	JK Racing	1:21.444	15	1.810	163.68
24	27		German SANCHEZ	ESP	Go-Karts Orihuela Costa	1:21.492	15	1.858	163.58
25	9		Pietro GANDOLFI	ITA	Piscine Laghetto	1:24.077	15	4.443	158.55

Weather/Track: Cloudy 16°/Dry 22°

Brands Hatch GP
Circuit Length = 3.7030 km.
Start: 10:40 End: 11:10

Race Director:	Steward:	Timekeeper:
----------------	----------	-------------

FIA Formula 2 Championship

Free Practice 1 - Sector Analysis Report

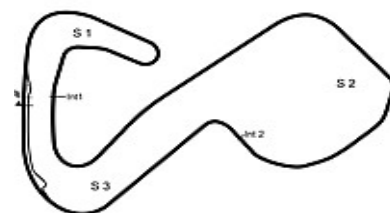
Lap S1 Time S1 Spd S2 Time S2 Spd S3 Time S3 Spd Lap Time Pit Lap S1 Time S1 Spd S2 Time S2 Spd S3 Time S3 Spd Lap Time Pit

2 HOENTHAL			SWE			Mafi - Sweden Team							
1	31:17.932	178.2	45.070	1:59.093	34:02.095	Pit	10	25.995	197.0	35.882	19.296	237.3	1:21.173
2	34.088	178.5	39.379	20.624	235.8	1:34.091	11	25.659	196.7	35.404	19.094	237.3	1:20.157
3	27.488	194.2	37.389	19.860	237.8	1:24.737	12	25.640	197.8	35.231	19.114	237.3	1:19.985
4	27.181	190.8	39.519	19.950	237.3	1:26.650	13	25.604	197.8	37.968	19.580	236.8	1:23.152
5	26.444	195.6	36.353	19.416	237.8	1:22.213	14	25.765	197.8	35.141	19.019	237.3	1:19.925
6	25.930	196.3	36.386	19.510	239.4	1:21.826	15	25.984	198.8		54.521	236.3	1:20.505
7	25.915	197.0	35.868	19.243	237.8	1:21.026	16	25.867	197.8		54.512	237.8	1:20.379
8	25.779	196.3	36.611	6:40.160		7:42.550	Pit						
9	42.449	186.2	37.699	19.933	235.2	1:40.081							

3 PALMER			GBR			Comma							
1	30:47.466	152.9	42.198	2:45.426	34:15.090	Pit	9	36.562	191.4	37.791	19.729	238.4	1:34.082
2	31.876	183.6	39.829	20.813	237.3	1:32.518	10	26.454	198.1	35.709	19.297	238.4	1:21.460
3	27.423	190.8	37.627	20.714	232.2	1:25.764	11	26.016	198.5	35.713	19.228	237.8	1:20.957
4	27.304	193.8	37.519	19.711	238.9	1:24.534	12	26.042	197.4	35.569	19.234	237.8	1:20.845
5	26.482	196.7	36.691	19.654	238.4	1:22.827	13	25.963	196.7	35.546	20.269	237.8	1:21.778
6	26.609	197.8	36.699	19.711	239.4	1:23.019	14	26.100	197.4	35.465	19.141	239.4	1:20.706
7	26.099	199.6	36.324	19.548	239.4	1:21.971	15	25.973	197.8		58.340	237.8	1:24.313
8	26.444	196.7	39.366	6:52.721		7:58.531	Pit						

4 JOUSSE			FRA			E Leclerc							
1	30:59.016	158.1	43.553	2:05.859	33:48.428	Pit	9	38.203	184.6	37.284	19.472	237.8	1:34.959
2	33.371	181.5	39.557	20.262	236.3	1:33.190	10	26.164	192.8	35.630	19.252	236.8	1:21.046
3	27.274	192.5	37.870	19.715	238.9	1:24.859	11	25.882	196.7	35.598	19.270	236.3	1:20.750
4	26.452	196.3	36.931	19.511	239.4	1:22.894	12	25.663	196.3	35.289	19.039	238.9	1:19.991
5	26.336	195.2	36.677	21.172	236.8	1:24.185	13	25.465	197.8	38.417	19.737	237.3	1:23.619
6	25.977	196.3	36.131	19.390	238.4	1:21.498	14	25.554	198.1	35.147	19.011	237.8	1:19.712
7	26.063	198.1	35.990	19.161	239.4	1:21.214	15	25.852	197.4		59.428	228.8	1:25.280
8	1:56.944	192.8	42.549	5:46.083		8:25.576	Pit						

5 BRUNDLE			GBR			Sen - GAC - Nasstar							
1	30:52.626	187.8	39.557	2:11.503	33:43.686	Pit	10	32.513	193.2	36.191	19.478	240.0	1:28.182
2	33.282	193.8	37.488	20.027	235.8	1:30.797	11	26.069	197.4	37.446	20.001	239.4	1:23.516
3	26.559	197.4	36.083	19.610	237.8	1:22.252	12	26.342	197.0	36.857	19.643	238.4	1:22.842
4	26.090	197.8	35.538	19.370	239.4	1:20.998	13	25.738	199.2	35.364	19.252	237.8	1:20.354
5	25.953	197.4	35.386	20.158	234.7	1:21.497	14	25.860	197.4	35.400	19.232	238.4	1:20.492
6	25.850	198.8	35.387	19.216	237.8	1:20.453	15	25.839	199.6	35.022	19.378	238.4	1:20.239
7	25.681	198.5	35.257	19.208	239.4	1:20.146	16	26.161	198.8	35.959	19.381	240.5	1:21.501
8	25.720	196.7	36.786	20.057	236.3	1:22.563	17	26.530	195.2		55.102	240.0	1:21.632
9	27.300	168.4	41.826	5:35.573		6:44.699	Pit						



Weather/Track: Cloudy 16° /Dry 22°

Circuit Length - 3.703 kilometres
Grand Prix Circuit
Brands Hatch

FIA Formula 2 Championship

Free Practice 1 - Sector Analysis Report

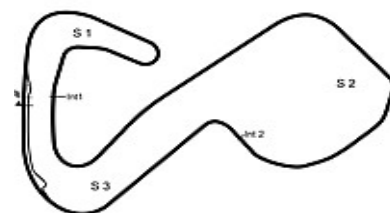
Lap S1 Time S1 Spd S2 Time S2 Spd S3 Time S3 Spd Lap Time Pit Lap S1 Time S1 Spd S2 Time S2 Spd S3 Time S3 Spd Lap Time Pit

6 EBRAHIM						IND JK Racing							
1	30:58.758	167.1	49.175	2:40.090	34:28.023 Pit	9	27.354	193.5	37.569	19.869	238.4	1:24.792	
2	39.019	180.9	45.186	22.587	231.2	1:46.792	10	26.325	197.4	37.991	20.146	237.8	1:24.462
3	29.998	190.4	41.721	21.948	203.7	1:33.667	11	26.174	197.8	36.488	19.306	238.4	1:21.968
4	30.046	165.3	39.997	21.054	225.9	1:31.097	12	25.997	196.7	36.160	19.287	238.4	1:21.444
5	28.504	195.6	39.192	20.357	236.8	1:28.053	13	26.161	198.1	37.260	19.489	235.8	1:22.910
6	27.952	194.9	39.847	20.240	237.3	1:28.039	14	26.261	197.0	36.305	19.344	237.8	1:21.910
7	1:56.971	194.2	41.621	5:08.269		7:46.861 Pit	15	25.959	196.0		58.206	238.4	1:24.165
8	32.263	192.8	38.619	20.242	236.8	1:31.124							

7 SURTEES						GBR Surtees							
1	31:03.653	183.9	43.582	2:03.070	33:50.305 Pit	9	25.493	195.6	36.131	19.214	238.4	1:20.838	
2	30.767	193.5	39.195	20.220	236.8	1:30.182	10	25.546	196.0	35.808	19.045	238.4	1:20.399
3	27.438	195.2	37.847	19.486	237.3	1:24.771	11	25.439	197.0	35.960	19.042	236.3	1:20.441
4	25.999	197.4	36.833	20.711	236.3	1:23.543	12	25.750	196.0	35.792	18.985	238.9	1:20.527
5	25.933	196.7	36.507	2:09.650		3:12.090 Pit	13	25.423	195.6	35.691	18.923	238.4	1:20.037
6	32.182	196.7	37.295	19.256	237.8	1:28.733	14	25.566	196.3	35.953	1:48.625		2:50.144 Pit
7	25.808	194.5	38.712	6:01.324		7:05.844 Pit							
8	31.434	193.2	36.828	19.204	236.8	1:27.466							

8 HEGEWALD						GER Interwetten							
1	31:06.940	164.3	43.494	2:01.437	33:51.871 Pit	10	25.809	197.4	35.802	19.730	240.5	1:21.341	
2	32.817	191.1	39.328	20.505	234.7	1:32.650	11	26.785	198.5	43.791	23.013	240.0	1:33.589
3	27.892	190.8	38.238	19.990	238.9	1:26.120	12	25.591	197.8	35.453	19.103	240.0	1:20.147
4	26.609	197.4	36.472	19.543	237.3	1:22.624	13	25.673	196.3	35.463	19.098	240.0	1:20.234
5	25.860	197.8	35.897	19.373	239.4	1:21.130	14	25.733	197.8	35.723	19.196	238.4	1:20.652
6	25.991	194.9	36.624	22.593	240.5	1:25.208	15	25.799	197.4	35.528	19.361	237.8	1:20.688
7	25.900	198.1	35.422	19.262	238.9	1:20.584	16	25.740	198.1		55.495	240.0	1:21.235
8	25.670	196.7	37.014	6:45.675		7:48.359 Pit							
9	33.297	194.9	36.420	19.370	241.6	1:29.087							

9 GANDOLFI						ITA Piscine Laghetto							
1	31:29.180	142.1	54.881	1:47.824	34:11.885 Pit	9	34.850	189.1	41.079	20.831	236.8	1:36.760	
2	36.855	168.4	42.859	21.915	223.1	1:41.629	10	29.848	187.5	39.627	20.823	237.3	1:30.298
3	30.042	185.2	40.551	20.916	234.7	1:31.509	11	27.132	197.0	38.397	20.138	236.3	1:25.667
4	28.859	189.4	39.815	20.502	235.8	1:29.176	12	27.387	196.3	38.964	20.322	237.3	1:26.673
5	29.146	194.9	38.926	20.600	237.3	1:28.672	13	26.991	197.8	37.724	20.597	237.8	1:25.312
6	27.868	194.9	38.617	20.619	238.4	1:27.104	14	26.891	197.0	38.469	19.884	236.8	1:25.244
7	27.053	197.0	41.172	21.553	233.7	1:29.778	15	26.981	196.7		57.096	236.3	1:24.077
8	28.087	194.2	41.113	6:22.331		7:31.531 Pit							



Weather/Track: Cloudy 16° /Dry 22°

Circuit Length - 3.703 kilometres
Grand Prix Circuit
Brands Hatch

Printed at 11:17, Friday, 17 July, 2009

© MST Systems Ltd, 2005 (www.mstworld.com)

Page 2

FIA Formula 2 Championship

Free Practice 1 - Sector Analysis Report

Lap S1 Time S1 Spd S2 Time S2 Spd S3 Time S3 Spd Lap Time Pit Lap S1 Time S1 Spd S2 Time S2 Spd S3 Time S3 Spd Lap Time Pit

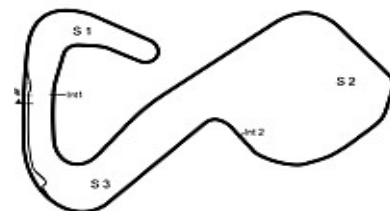
10 DE MARCO				ITA				Friulana Flange						
1	31:04.323	165.6	44.140	2:05.052		33:53.515	Pit	10	26.155	195.6	36.399	19.618	239.4	1:22.172
2	34.861	174.1	41.245	21.916	225.9	1:38.022		11	25.833	197.4	35.907	19.433	239.4	1:21.173
3	29.563	193.5	38.156	20.380	238.9	1:28.099		12	25.599	197.4	35.902	19.225	240.0	1:20.726
4	26.687	197.8	36.704	19.469	238.4	1:22.860		13	25.606	198.1	35.671	19.087	240.0	1:20.364
5	26.263	197.8	37.166	19.434	239.4	1:22.863		14	25.494	200.0	35.481	19.079	238.4	1:20.054
6	26.183	198.8	36.619	19.479	240.5	1:22.281		15	25.603	199.2	35.423	19.092	240.0	1:20.118
7	25.892	198.5	36.042	19.350	238.4	1:21.284		16	26.268	181.5		57.532	235.2	1:23.800
8	26.104	198.8	37.878	6:39.638		7:43.620	Pit							
9	41.124	194.2	37.862	19.996	237.3	1:38.982								

11 CLARKE				GBR				KSS Design Group						
1	31:16.013	165.1	44.912	1:57.221		33:58.146	Pit	9	40.493	180.6	39.742	20.055	235.2	1:40.290
2	33.305	180.0	39.998	20.548	236.3	1:33.851		10	26.356	194.5	35.864	19.308	236.3	1:21.528
3	28.170	197.4	37.434	19.971	238.4	1:25.575		11	25.704	197.0	35.746	19.062	236.8	1:20.512
4	26.380	197.4	36.799	19.320	235.2	1:22.499		12	25.708	197.4	35.394	19.012	236.8	1:20.114
5	26.537	194.9	36.073	19.288	237.3	1:21.898		13	26.005	193.5	36.706	19.302	236.3	1:22.013
6	25.762	198.5	35.975	19.198	238.4	1:20.935		14	25.769	196.3	35.488	19.188	236.3	1:20.445
7	25.706	198.5	35.832	19.333	237.8	1:20.871		15	25.643	196.3		54.466	237.3	1:20.109
8	26.508	195.6	41.364	6:45.968		7:53.840	Pit							

12 WICKENS				CAN				Red Bull - Lukoil						
1	31:14.633	146.3	45.225	1:56.950		33:56.808	Pit	8	25.811	195.6	36.781	19.313	239.4	1:21.905
2	33.549	191.1	39.733	20.323	236.3	1:33.605		9	25.696	197.0	35.451	18.868	240.0	1:20.015
3	27.409	197.0	37.398	19.577	238.9	1:24.384		10	27.665	157.4	36.434	19.148	238.9	1:23.247
4	36.457	85.9	45.798	19.799	238.4	1:42.054		11	26.125	196.7	36.607	19.059	238.4	1:21.791
5	26.152	196.7	36.137	2:45.148		3:47.437	Pit	12	25.372	198.8	35.572	19.050	238.9	1:19.994
6	44.510	193.5	38.873	6:05.648		7:29.031	Pit							
7	31.679	194.9	36.377	19.325	236.8	1:27.381								

14 BORTOLOTTI				ITA				Red Bull						
1	33:20.725			8:35.519		41:56.244	Pit	7	26.016	199.6	36.093	19.322	239.4	1:21.431
2	2:07.121	162.6	40.212	5:16.556		8:03.889	Pit	8	26.472	200.3	38.752	19.472	239.4	1:24.696
3	30.911	194.5	37.650	19.946	240.5	1:28.507		9	26.390	197.8	36.007	19.294	240.5	1:21.691
4	26.420	194.9	36.799	19.578	241.0	1:22.797		10	26.199	198.1		55.534	240.5	1:21.733
5	26.015	198.5	36.262	19.461	240.5	1:21.738								
6	27.293	199.2	36.156	19.321	240.0	1:22.770								

15 ALESHIN				RUS				Red Bull - Lukoil						
1	31:11.356	154.7	46.358	1:57.184		33:54.898	Pit	9	41.045	196.0	37.252	19.429	238.4	1:37.726
2	34.099	178.8	40.078	20.443	233.2	1:34.620		10	26.118	198.1	35.611	18.992	240.5	1:20.721
3	29.165	196.3	37.727	19.668	239.4	1:26.560		11	25.864	198.8	35.505	18.944	240.0	1:20.313
4	27.090	200.0	36.864	19.313	237.8	1:23.267		12	25.753	199.6	35.356	18.927	240.5	1:20.036
5	28.856	196.3	36.825	19.281	237.8	1:24.962		13	25.627	199.2	35.121	18.886	238.4	1:19.634
6	26.005	200.3	36.444	19.087	241.0	1:21.536		14	26.700	199.6	35.602	18.894	238.4	1:21.196
7	25.977	198.8	35.891	19.175	240.5	1:21.043								
8	26.202	189.8	37.408	6:48.418		7:52.028	Pit							



Weather/Track: Cloudy 16° /Dry 22°

Circuit Length - 3.703 kilometres
Grand Prix Circuit
Brands Hatch

Printed at 11:17, Friday, 17 July, 2009

© MST Systems Ltd, 2005 (www.mstworld.com)

Page 3

FIA Formula 2 Championship

Free Practice 1 - Sector Analysis Report

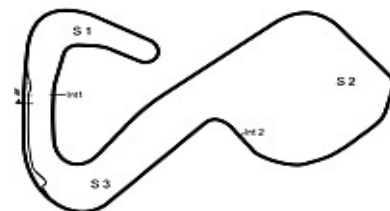
Lap S1 Time S1 Spd S2 Time S2 Spd S3 Time S3 Spd Lap Time Pit Lap S1 Time S1 Spd S2 Time S2 Spd S3 Time S3 Spd Lap Time Pit

16 PISCOPO						ITA Auto Capital							
1	31:21.806	143.0	46.371	2:00.026	34:08.203	Pit	9	32.124	176.1	38.933	19.535	237.8	1:30.592
2	33.443	156.2	39.302	20.385	233.7	1:33.130	10	25.826	196.3	35.567	19.054	237.3	1:20.447
3	27.320	185.8	37.297	19.755	236.8	1:24.372	11	25.763	198.5	35.071	19.063	236.3	1:19.897
4	26.474	190.1	40.151	19.875	235.8	1:26.500	12	25.784	197.4	35.184	18.901	237.3	1:19.869
5	26.241	190.1	36.496	19.210	236.3	1:21.947	13	25.840	197.4	35.203	19.048	236.8	1:20.091
6	26.159	195.2	35.947	19.230	237.8	1:21.336	14	25.758	197.4	36.481	20.526	236.8	1:22.765
7	25.938	198.5	36.221	19.143	238.4	1:21.302	15	25.914	198.8		58.430	236.3	1:24.344
8	25.845	196.3	37.686	7:14.107		8:17.638	Pit						

17 IACONELLI						BRA laconelli.com							
1	31:25.354	137.4	46.261	1:58.371	34:09.986	Pit	9	41.535	192.5	37.490	19.620	236.8	1:38.645
2	34.572	183.3	41.682	21.479	219.9	1:37.733	10	26.175	196.7	36.601	19.217	236.3	1:21.993
3	28.564	178.8	39.549	20.567	234.2	1:28.680	11	26.020	195.2	36.270	19.202	236.8	1:21.492
4	28.224	193.8	40.095	20.404	236.3	1:28.723	12	25.807	198.5	36.113	19.064	237.3	1:20.984
5	27.088	194.5	38.219	20.126	234.7	1:25.433	13	25.897	194.9	36.038	19.249	237.3	1:21.184
6	26.852	196.0	37.763	19.846	236.3	1:24.461	14	25.820	194.2	35.893	22.238	166.4	1:23.951
7	26.628	197.4	37.190	20.195	234.2	1:24.013	15	27.129	198.8		54.748	236.8	1:21.877
8	27.230	195.2	43.724	6:10.364		7:21.318	Pit						

18 GACHNANG						SUI Motorex							
1	31:12.868	144.5	45.799	2:06.471	34:05.138	Pit	9	26.423	190.1	38.884	20.176	235.8	1:25.483
2	33.989	183.9	39.392	20.578	227.3	1:33.959	10	26.099	193.8	36.591	19.647	233.7	1:22.337
3	27.831	189.1	38.122	20.000	233.2	1:25.953	11	25.876	194.2	36.168	19.357	234.2	1:21.401
4	26.414	193.2	37.331	19.689	232.7	1:23.434	12	25.567	194.9	35.754	19.363	234.2	1:20.684
5	26.498	193.2	36.342	19.462	235.2	1:22.302	13	26.646	192.1	36.298	19.341	235.8	1:22.285
6	26.180	193.5	37.099	20.088	234.7	1:23.367	14	26.138	194.5		55.907	233.2	1:22.045
7	26.105	193.5	7:38.419	1:42.209		9:46.733	Pit						
8	33.086	188.4	38.210	19.954	231.7	1:31.250							

20 HOING						GER HASKAMP							
1	31:32.282	139.7	55.699	1:54.061	34:22.042	Pit	9	36.348	185.2	37.958	20.753	235.8	1:35.059
2	34.548	165.6	40.767	21.067	234.2	1:36.382	10	25.981	195.2	35.986	19.872	236.8	1:21.839
3	28.780	178.5	38.088	20.059	235.8	1:26.927	11	25.944	194.2	35.773	19.385	236.3	1:21.102
4	27.663	194.2	36.647	19.576	236.8	1:23.886	12	25.754	197.8	35.617	19.481	236.8	1:20.852
5	26.339	196.0	36.344	19.605	235.8	1:22.288	13	25.810	197.0	35.844	19.299	235.8	1:20.953
6	26.283	196.3	37.643	19.862	239.4	1:23.788	14	25.802	197.4	36.308	21.720	236.8	1:23.830
7	26.677	198.8	37.694	22.373	234.2	1:26.744	15	25.769	198.8		55.126	236.3	1:20.895
8	26.251	197.0	42.456	6:28.314		7:37.021	Pit						



Weather/Track: Cloudy 16° /Dry 22°

Circuit Length - 3.703 kilometres
Grand Prix Circuit
Brands Hatch

Printed at 11:17, Friday, 17 July, 2009

© MST Systems Ltd, 2005 (www.mstworld.com)

Page 4

FIA Formula 2 Championship

Free Practice 1 - Sector Analysis Report

Lap S1 Time S1 Spd S2 Time S2 Spd S3 Time S3 Spd Lap Time Pit Lap S1 Time S1 Spd S2 Time S2 Spd S3 Time S3 Spd Lap Time Pit

21 VASILIAUSKAS

LTU

Darsena

1	30:54.367	177.3	41.992	2:09.081	33:45.440	Pit	9	32.805	194.9	36.617	19.332	238.4	1:28.754
2	34.361	190.4	39.029	20.532	236.8	1:33.922	10	25.767	197.4	35.649	19.376	240.5	1:20.792
3	27.714	192.5	37.121	19.852	237.8	1:24.687	11	26.361	198.1	35.561	19.051	237.3	1:20.973
4	26.585	197.8	36.590	19.420	237.8	1:22.595	12	25.985	195.6	35.322	18.928	238.4	1:20.235
5	26.273	195.6	36.429	19.420	237.3	1:22.122	13	25.780	198.5	35.265	19.528	235.2	1:20.573
6	25.962	197.4	36.123	19.428	238.4	1:21.513	14	26.153	198.5	35.312	19.040	237.8	1:20.505
7	27.089	196.3	37.392	19.444	238.4	1:23.925	15	25.964	197.0		54.129	238.4	1:20.093
8	1:49.917	175.0	39.900	6:40.011	9:09.828	Pit							

22 SOUCEK

ESP

FK-Automotive

1	31:16.880	172.2	44.966	1:57.789	33:59.635	Pit	9	42.108	193.2	37.725	19.872	236.8	1:39.705
2	32.734	189.1	38.436	20.547	232.7	1:31.717	10	25.767	195.2	35.091	19.206	235.8	1:20.064
3	27.868	195.2	37.446	22.260	237.8	1:27.574	11	25.587	195.6	35.184	19.096	237.8	1:19.867
4	26.025	197.8	36.100	19.468	237.3	1:21.593	12	25.609	196.7	35.103	19.335	237.3	1:20.047
5	26.367	197.4	36.071	19.359	237.3	1:21.797	13	29.000	189.1	36.202	19.286	237.8	1:24.488
6	26.630	185.8	36.076	19.863	238.9	1:22.569	14	25.803	197.8	35.165	18.973	238.4	1:19.941
7	25.941	198.1	35.242	19.134	238.4	1:20.317	15	25.675	196.3		54.349	236.3	1:20.024
8	25.786	199.6	37.445	6:55.951	7:59.182	Pit							

23 KARJALAINEN

FIN

Everyman - LTC Rakennus

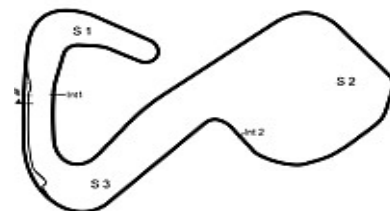
1	31:20.521	161.1	45.991	2:00.248	34:06.760	Pit	10	26.069	195.2	36.087	19.368	239.4	1:21.524
2	34.889	155.6	40.954	21.521	210.5	1:37.364	11	26.806	196.0	36.193	20.091	241.0	1:23.090
3	28.764	183.3	38.799	20.823	211.7	1:28.386	12	31.313	195.2	36.251	19.093	237.8	1:26.657
4	28.960	191.8	37.730	20.879	212.1	1:27.569	13	26.060	197.0	36.311	19.265	236.8	1:21.636
5	27.682	193.5	37.960	19.679	236.3	1:25.321	14	25.682	197.0	35.963	19.485	238.4	1:21.130
6	26.797	194.9	37.660	19.862	237.8	1:24.319	15	25.875	196.7	35.766	19.199	240.0	1:20.840
7	26.555	195.6	36.548	19.639	237.3	1:22.742	16	26.248	191.1		1:01.783	213.0	1:28.031
8	26.158	194.5	37.826	6:13.534	7:17.518	Pit							
9	32.441	193.5	36.683	19.402	239.4	1:28.526							

24 GLADDIS

GBR

Marrache & Co

1	31:55.120	161.6	45.521	2:38.267	35:18.908	Pit	9	26.155	194.9	36.568	19.396	236.8	1:22.119
2	35.255	189.4	38.885	20.281	233.7	1:34.421	10	25.823	195.2	36.040	19.401	238.4	1:21.264
3	26.571	194.5	37.593	19.558	234.7	1:23.722	11	25.741	194.9	36.055	19.294	235.8	1:21.090
4	26.112	194.2	37.142	19.498	235.8	1:22.752	12	25.571	194.5	35.884	19.117	234.7	1:20.572
5	26.814	186.2	47.707	22.503	235.2	1:37.024	13	25.632	197.0	36.511	20.337	236.8	1:22.480
6	26.227	194.9	36.742	19.453	236.8	1:22.422	14	25.591	197.4		55.834	238.9	1:21.425
7	25.974	195.6	37.247	6:46.823	7:50.044	Pit							
8	43.230	189.8	38.102	20.039	238.4	1:41.371							



Weather/Track: Cloudy 16° /Dry 22°

Circuit Length - 3.703 kilometres
Grand Prix Circuit
Brands Hatch

Printed at 11:17, Friday, 17 July, 2009

© MST Systems Ltd, 2005 (www.mstworld.com)

Page 5

FIA Formula 2 Championship

Free Practice 1 - Sector Analysis Report

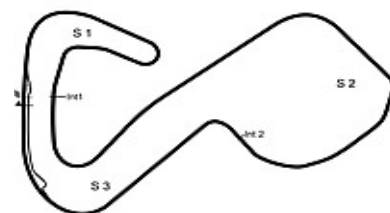
Lap S1 Time S1 Spd S2 Time S2 Spd S3 Time S3 Spd Lap Time Pit Lap S1 Time S1 Spd S2 Time S2 Spd S3 Time S3 Spd Lap Time Pit

25 PAVLOVIC			SRB			Bobby Tech							
1	31:18.319	156.0	46.216	1:59.248	34:03.783 Pit	9	44.120	185.2	38.359	19.787	235.2	1:42.266	
2	33.840	180.3	39.501	20.739	232.2	1:34.080	10	25.765	196.0	35.948	19.168	236.3	1:20.881
3	26.824	192.8	37.633	19.872	237.3	1:24.329	11	25.603	196.0	35.666	19.057	235.8	1:20.326
4	26.116	192.5	37.894	19.707	234.7	1:23.717	12	25.460	197.4	35.526	19.329	235.8	1:20.315
5	25.937	196.7	36.842	19.465	236.3	1:22.244	13	25.485	196.3	35.570	19.263	235.8	1:20.318
6	25.756	197.0	36.712	19.273	238.4	1:21.741	14	28.502	190.8	37.559	19.493	236.3	1:25.554
7	25.617	198.1	36.138	19.206	237.3	1:20.961	15	25.482	197.0		56.851	235.8	1:22.333
8	25.503	198.5	37.253	6:53.667		7:56.423 Pit							

27 SANCHEZ			ESP			Go-Karts Orihuela Costa							
1	31:31.228	155.6	54.756	1:52.804	34:18.788 Pit	9	42.516	191.8	41.053	20.503	236.3	1:44.072	
2	35.196	174.4	42.674	21.461	231.7	1:39.331	10	26.486	194.5	36.316	19.914	235.8	1:22.716
3	29.711	182.1	39.643	20.652	232.7	1:30.006	11	27.398	195.2	37.041	20.770	237.3	1:25.209
4	27.601	193.5	38.628	20.390	236.3	1:26.619	12	25.872	197.0	36.398	19.720	237.3	1:21.990
5	27.674	196.0	37.997	20.563	235.2	1:26.234	13	25.810	195.2	36.102	19.580	237.3	1:21.492
6	26.719	195.6	37.825	20.533	238.4	1:25.077	14	25.873	196.3	36.223	19.865	236.8	1:21.961
7	26.480	196.0	37.537	20.171	237.3	1:24.188	15	25.869	195.2		56.312	236.3	1:22.181
8	26.536	193.8	46.803	5:59.236		7:12.575 Pit							

31 MOORE			GBR			Olney Tyres & Exhausts							
1	31:31.690	148.9	54.993	2:49.704	35:16.387 Pit	8	32.897	194.2	36.858	20.082	238.4	1:29.837	
2	32.106	194.2	37.746	19.884	236.8	1:29.736	9	26.141	196.0	35.228	19.194	238.4	1:20.563
3	25.966	198.1	36.405	19.698	237.3	1:22.069	10	25.622	196.7	35.144	19.129	239.4	1:19.895
4	26.043	196.0	35.748	19.390	237.3	1:21.181	11	26.773	197.0	35.949	19.367	240.0	1:22.089
5	25.917	197.8	35.888	19.376	240.0	1:21.181	12	26.308	197.0	35.737	19.367	239.4	1:21.412
6	26.235	197.0	36.485	19.274	237.8	1:21.994							
7	1:48.762	182.1	39.726	5:22.895		7:51.383 Pit							

33 ENG			AUT			European Racing Events							
1	31:41.207	159.5	48.715	1:50.271	34:20.193 Pit	10	25.905	196.0	35.912	19.214	238.4	1:21.031	
2	33.021	180.0	41.867	20.107	237.8	1:34.995	11	25.844	195.6	39.473	19.152	241.0	1:24.469
3	27.471	189.4	37.248	19.768	237.8	1:24.487	12	25.814	198.1	35.941	19.032	240.0	1:20.787
4	26.229	195.6	38.472	19.668	236.8	1:24.369	13	25.761	196.7	35.764	19.199	239.4	1:20.724
5	26.277	197.0	36.548	19.410	241.0	1:22.235	14	25.642	198.1	36.099	21.469	239.4	1:23.210
6	26.240	196.7	36.690	19.373	241.6	1:22.303	15	25.711	197.8	35.890	19.590	238.9	1:21.191
7	26.014	198.5	36.688	19.610	239.4	1:22.312	16	25.582	198.8		55.552	237.8	1:21.134
8	25.864	199.2	39.140	6:15.419		7:20.423 Pit							
9	31.454	196.7	39.499	19.428	240.0	1:30.381							



Weather/Track: Cloudy 16° /Dry 22°

Circuit Length - 3.703 kilometres
Grand Prix Circuit
Brands Hatch

Printed at 11:17, Friday, 17 July, 2009

© MST Systems Ltd, 2005 (www.mstworld.com)

Page 6

FIA Formula 2 Championship

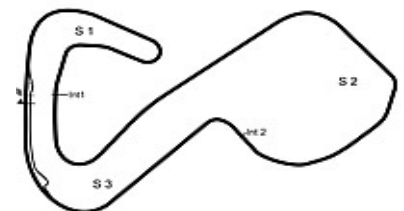
Free Practice 1 - Best Sector Times Report

POS	NO	SECTOR 1		NO	SECTOR 2		NO	SECTOR 3		NO	NAME	IDEAL/BEST LAP COMPARISON			DIFF
		TIME	LAP		TIME	LAP		TIME	LAP			IDEAL	BEST	LAP	
1	12	25.372	12	5	35.022	15	12	18.868	9	4	JOUSSE	1:19.623	1:19.712	14	+ 0.089
2	7	25.423	13	16	35.071	11	15	18.886	13	15	ALESHIN	1:19.634	1:19.634	13	+ 0.000
3	25	25.460	12	22	35.091	10	16	18.901	12	22	SOUCEK	1:19.651	1:19.867	11	+ 0.216
4	4	25.465	13	15	35.121	13	7	18.923	13	12	WICKENS	1:19.691	1:19.994	12	+ 0.303
5	10	25.494	14	2	35.141	14	21	18.928	12	16	PISCOPO	1:19.730	1:19.869	12	+ 0.139
6	18	25.567	12	31	35.144	10	22	18.973	14	2	HOHENTHAL	1:19.764	1:19.925	14	+ 0.161
7	24	25.571	12	4	35.147	14	4	19.011	14	31	MOORE	1:19.895	1:19.895	10	+ 0.000
8	33	25.582	16	21	35.265	13	11	19.012	12	5	BRUNDLE	1:19.911	1:20.146	7	+ 0.235
9	22	25.587	11	11	35.394	12	2	19.019	14	21	VASILIAUSK	1:19.960	1:20.093	15	+ 0.133
10	8	25.591	12	8	35.422	7	33	19.032	12	10	DE MARCO	1:19.996	1:20.054	14	+ 0.058
11	2	25.604	13	10	35.423	15	25	19.057	11	7	SURTEES	1:20.037	1:20.037	13	+ 0.000
12	31	25.622	10	12	35.451	9	17	19.064	12	25	PAVLOVIC	1:20.043	1:20.315	12	+ 0.272
13	15	25.627	13	3	35.465	14	10	19.079	14	11	CLARKE	1:20.049	1:20.109	15	+ 0.060
14	11	25.643	15	25	35.526	12	23	19.093	12	8	HEGEWALD	1:20.111	1:20.147	12	+ 0.036
15	5	25.681	7	20	35.617	12	8	19.098	13	33	ENG	1:20.378	1:20.724	13	+ 0.346
16	23	25.682	14	7	35.691	13	24	19.117	12	23	KARJALAIN	1:20.541	1:20.840	15	+ 0.299
17	20	25.754	12	18	35.754	12	31	19.129	10	3	PALMER	1:20.569	1:20.706	14	+ 0.137
18	16	25.758	14	33	35.764	13	3	19.141	14	24	GLADDIS	1:20.572	1:20.572	12	+ 0.000
19	21	25.767	10	23	35.766	15	5	19.208	7	18	GACHNANG	1:20.662	1:20.684	12	+ 0.022
20	17	25.807	12	24	35.884	12	6	19.287	12	20	HOING	1:20.670	1:20.852	12	+ 0.182
21	27	25.810	13	17	35.893	14	14	19.294	9	17	IACONELLI	1:20.764	1:20.984	12	+ 0.220
22	6	25.959	15	14	36.007	9	20	19.299	13	14	BORTOLOTT	1:21.316	1:21.431	7	+ 0.115
23	3	25.963	13	27	36.102	13	18	19.341	13	6	EBRAHIM	1:21.406	1:21.444	12	+ 0.038
24	14	26.015	5	6	36.160	12	27	19.580	13	27	SANCHEZ	1:21.492	1:21.492	13	+ 0.000
25	9	26.891	14	9	37.724	13	9	19.884	14	9	GANDOLFI	1:24.499	1:24.077	15	+ 0.422

'Perfect Lap' - 1:19.262



Weather/Track: Cloudy 16° /Dry 22°



Circuit Length - 3.703 kilometres
Grand Prix Circuit
Brands Hatch

FIA Formula 2 Championship

FREE PRACTICE 2

POS	NO	CL	DRIVER	NAT	SPONSOR	TIME	LAPS	GAP	KPH
1	16		Edoardo PISCOPO	ITA	Auto Capital	1:18.320	15		170.20
2	7		Henry SURTEES	GBR	Surtees	1:18.520	18	0.200	169.77
3	4		Julien JOUSSE	FRA	E Leclerc	1:18.551	17	0.231	169.70
4	2		Sebastian HOHENTHAL	SWE	Mafi - Sweden Team	1:18.612	17	0.292	169.57
5	12		Robert WICKENS	CAN	Red Bull - Lukoil	1:18.637	15	0.317	169.52
6	15		Mikhail ALESHIN	RUS	Red Bull - Lukoil	1:18.653	15	0.333	169.48
7	10		Nicola DE MARCO	ITA	Friulana Flange	1:18.654	17	0.334	169.48
8	22		Andy SOUCEK	ESP	FK-Automotive	1:18.739	16	0.419	169.30
9	17		Carlos IACONELLI	BRA	Iaconelli.com	1:18.769	18	0.449	169.23
10	3		Jolyon PALMER	GBR	Comma	1:18.873	15	0.553	169.01
11	21		Kazim VASILIAUSKAS	LTU	Darsena	1:18.893	17	0.573	168.97
12	25		Milos PAVLOVIC	SRB	Bobby Tech	1:18.937	18	0.617	168.87
13	14		Mirko BORTOLOTTI	ITA	Red Bull	1:19.026	16	0.706	168.68
14	24		Tom GLADDIS	GBR	Marrache & Co	1:19.100	19	0.780	168.53
15	6		Armaan EBRAHIM	IND	JK Racing	1:19.356	20	1.036	167.98
16	8		Tobias HEGEWALD	GER	Interwetten	1:19.392	20	1.072	167.91
17	5		Alex BRUNDLE	GBR	Sen - GAC - Nasstar	1:19.415	20	1.095	167.86
18	33		Philipp ENG	AUT	European Racing Events	1:19.451	19	1.131	167.78
19	31		Jason MOORE	GBR	Olney Tyres & Exhausts	1:19.491	20	1.171	167.70
20	27		German SANCHEZ	ESP	Go-Karts Orihuela Costa	1:19.527	16	1.207	167.62
21	23		Henri KARJALAINEN	FIN	Everyman - LTC Rakennus	1:19.760	19	1.440	167.13
22	11		Jack CLARKE	GBR	KSS Design Group	1:19.958	17	1.638	166.72
23	20		Jens HOING	GER	HASKAMP	1:20.013	13	1.693	166.60
24	18		Natacha GACHNANG	SUI	Motorex	1:20.110	20	1.790	166.40
25	9		Pietro GANDOLFI	ITA	Piscine Laghetto	1:22.311	17	3.991	161.95

Weather/Track: Cloud 15°/Dry 22°

Brands Hatch GP
Circuit Length = 3.7030 km.
Start: 13:01 End: 13:31

Race Director:	Steward:	Timekeeper:
----------------	----------	-------------

FIA Formula 2 Championship

Free Practice 2 - Sector Analysis Report

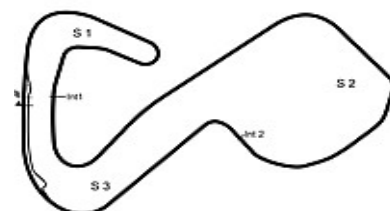
Lap S1 Time S1 Spd S2 Time S2 Spd S3 Time S3 Spd Lap Time Pit Lap S1 Time S1 Spd S2 Time S2 Spd S3 Time S3 Spd Lap Time Pit

2 HOENTHAL			SWE			Mafi - Sweden Team							
1	17:44.559	171.1	42.714	21.199	232.2	18:48.472	10	26.890	193.8	36.094	19.200	236.8	1:22.184
2	27.587	195.6	36.845	19.707	236.3	1:24.139	11	25.514	197.0	34.756	18.874	237.8	1:19.144
3	25.727	197.8	35.441	19.122	236.3	1:20.290	12	25.340	197.8	35.010	19.036	237.8	1:19.386
4	25.539	196.3	34.937	18.876	237.8	1:19.352	13	25.382	197.4	34.464	18.766	238.4	1:18.612
5	25.571	197.0	35.832	1:56.025		2:57.428 Pit	14	26.477	194.9	36.679	1:43.503		2:46.659 Pit
6	49.051	164.8	41.320	19.450	235.8	1:49.821	15	35.330	184.9	40.264	1:15.190		2:30.784 Pit
7	25.771	196.7	35.542	19.287	237.3	1:20.600	16	36.164	183.9	38.853	19.955	234.7	1:34.972
8	25.340	196.3	35.005	18.859	238.4	1:19.204	17	25.775	198.1	36.326	1:53.192		2:55.293 Pit
9	25.368	197.4	34.855	18.871	238.9	1:19.094							

3 PALMER			GBR			Comma							
1	17:23.627	182.4	39.396	21.233	234.7	18:24.256	9	25.392	198.1	34.589	18.892	246.0	1:18.873
2	27.624	197.4	36.706	19.502	236.8	1:23.832	10	25.546	198.8	36.061	19.294	237.8	1:20.901
3	25.988	196.7	35.596	19.340	237.8	1:20.924	11	25.432	199.6	34.947	19.019	238.9	1:19.398
4	26.063	199.2	36.986	19.550	236.8	1:22.599	12	25.842	198.5	38.304	19.656	235.8	1:23.802
5	25.827	198.5	35.591	19.791	238.4	1:21.209	13	25.602	200.7	35.540	19.079	238.4	1:20.221
6	25.757	197.4	35.298	19.249	241.6	1:20.304	14	25.463	198.8	35.314	19.214	237.3	1:19.991
7	25.886	197.8	36.016	19.239	238.4	1:21.141	15	26.481	197.0	36.931	9:34.627		10:38.039 Pit
8	25.452	198.1	35.042	18.932	244.8	1:19.426							

4 JOUSSE			FRA			E Leclerc							
1	16:58.163	131.3	45.124	21.885	220.8	18:05.172	10	28.034	196.7	47.871	2:59.202		4:15.107 Pit
2	29.843	159.2	40.277	20.220	236.3	1:30.340	11	33.575	196.0	35.328	18.988	237.8	1:27.891
3	26.122	196.7	35.589	19.122	236.3	1:20.833	12	25.112	198.1	34.653	18.990	244.8	1:18.755
4	25.562	192.5	35.911	19.604	236.3	1:21.077	13	25.885	197.4	35.233	18.982	237.3	1:20.100
5	25.354	197.0	35.179	18.876	238.4	1:19.409	14	28.371	167.1	38.156	19.241	237.3	1:25.768
6	25.140	198.5	35.080	19.139	237.3	1:19.359	15	26.983	198.5	37.959	19.323	238.9	1:24.265
7	25.065	198.8	46.801	18.991	247.7	1:30.857	16	26.398	194.5	36.324	19.468	238.4	1:22.190
8	25.076	196.7	34.625	18.850	237.3	1:18.551	17	27.094	181.8	38.578	2:51.714		3:57.386 Pit
9	25.172	198.1	35.016	18.985	237.8	1:19.173							

5 BRUNDLE			GBR			Sen - GAC - Nasstar							
1	16:40.287	191.4	37.030	19.561	236.3	17:36.878	12	25.641	198.5	35.073	19.451	237.3	1:20.165
2	26.067	198.5	36.447	19.626	236.3	1:22.140	13	25.449	199.6	35.204	19.055	237.8	1:19.708
3	26.200	200.0	35.285	19.053	239.4	1:20.538	14	26.840	181.8	35.230	19.071	238.9	1:21.141
4	25.451	200.3	35.158	18.806	246.5	1:19.415	15	25.785	199.2	35.575	19.263	238.4	1:20.623
5	25.556	202.2	35.204	19.094	245.4	1:19.854	16	26.193	201.1	35.508	18.969	240.5	1:20.670
6	25.482	200.7	35.093	19.309	244.3	1:19.884	17	25.673	199.6	35.542	19.078	239.4	1:20.293
7	25.451	205.7	35.039	20.240	234.7	1:20.730	18	25.873	201.8	35.478	19.109	238.9	1:20.460
8	25.678	198.5	34.868	19.009	239.4	1:19.555	19	25.730	201.4	35.247	19.282	238.4	1:20.259
9	25.762	198.8	36.246	3:11.427		4:13.435 Pit	20	25.864	201.4	35.884	52.935		1:54.683 Pit
10	32.427	197.8	36.606	19.487	239.4	1:28.520							
11	25.451	200.0	35.204	19.130	238.4	1:19.785							



Weather/Track: Cloud 15° /Dry 22°

Circuit Length - 3.703 kilometres
Grand Prix Circuit
Brands Hatch

Printed at 13:36, Friday, 17 July, 2009

© MST Systems Ltd, 2005 (www.mstworld.com)

Page 1

FIA Formula 2 Championship

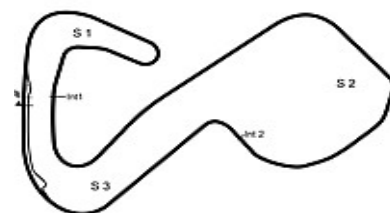
Free Practice 2 - Sector Analysis Report

Lap S1 Time S1 Spd S2 Time S2 Spd S3 Time S3 Spd Lap Time Pit Lap S1 Time S1 Spd S2 Time S2 Spd S3 Time S3 Spd Lap Time Pit

6 EBRAHIM				IND				JK Racing					
1	16:59.124	185.8	40.409	19.997	235.2	17:59.530	12	25.634	198.5	36.925	19.187	237.3	1:21.746
2	26.334	197.0	36.645	19.461	236.3	1:22.440	13	25.667	198.1	35.402	19.175	240.0	1:20.244
3	25.684	197.4	36.014	19.289	237.8	1:20.987	14	25.386	196.3	35.065	18.905	238.4	1:19.356
4	25.393	197.8	35.489	19.040	238.4	1:19.922	15	28.676	194.2	37.445	19.316	243.7	1:25.437
5	25.554	195.6	35.828	19.105	238.9	1:20.487	16	25.768	197.4	35.898	19.291	237.8	1:20.957
6	26.168	189.1	36.448	19.500	238.4	1:22.116	17	26.387	198.1	35.407	19.001	239.4	1:20.795
7	25.549	197.0	38.290	19.268	239.4	1:23.107	18	26.142	189.4	39.639	19.119	237.8	1:24.900
8	25.967	197.0	36.230	2:37.710		3:39.907 Pit	19	25.639	198.5	35.499	19.080	238.4	1:20.218
9	37.231	193.5	36.112	19.485	237.3	1:32.828	20	25.766	197.4	35.599	19.096	238.4	1:20.461
10	26.151	198.8	35.830	19.263	237.8	1:21.244							
11	25.472	197.4	35.719	19.209	237.3	1:20.400							

7 SURTEES				GBR				Surtees					
1	17:04.201	192.5	38.118	20.083	236.3	18:02.402	11	25.050	197.0	34.810	18.692	238.9	1:18.552
2	26.124	197.8	38.873	19.117	235.2	1:24.114	12	25.375	195.2	35.012	18.778	237.8	1:19.165
3	25.849	196.7	35.644	18.974	238.4	1:20.467	13	25.726	197.8	38.949	19.016	238.4	1:23.691
4	25.375	197.0	35.262	18.865	246.5	1:19.502	14	27.733	193.5	36.343	19.076	237.8	1:23.152
5	25.357	196.3	35.313	18.900	238.9	1:19.570	15	25.329	200.0	35.239	18.742	237.3	1:19.310
6	25.277	197.4	35.215	5:10.376		6:10.868 Pit	16	25.135	198.8	35.437	18.678	237.8	1:19.250
7	31.054	196.3	35.522	19.139	241.0	1:25.715	17	25.459	198.8	35.034	18.804	238.4	1:19.297
8	25.165	197.0	35.278	1:02.714		2:03.157 Pit	18	25.231	199.6	34.657	18.632	239.4	1:18.520
9	33.659	196.3	35.163	19.082	238.4	1:27.904							
10	25.109	197.4	34.803	18.826	238.4	1:18.738							

8 HEGEWALD				GER				Interwetten					
1	17:09.715	167.4	41.102	20.957	227.3	18:11.774	12	25.506	200.0	34.771	19.525	237.3	1:19.802
2	27.333	189.4	37.390	20.030	235.8	1:24.753	13	33.674	172.2	40.116	19.565	237.8	1:33.355
3	26.475	197.8	36.453	19.919	236.8	1:22.847	14	25.490	199.2	34.968	19.086	239.4	1:19.544
4	25.690	198.5	35.215	19.124	238.4	1:20.029	15	25.567	197.4	35.359	19.287	238.4	1:20.213
5	25.747	196.3	35.343	18.795	248.2	1:19.885	16	27.069	180.0	40.787	19.633	238.9	1:27.489
6	25.502	198.5	34.826	19.064	238.4	1:19.392	17	25.676	199.6	35.121	19.059	240.0	1:19.856
7	25.525	199.6	35.940	2:31.810		3:33.275 Pit	18	25.573	197.8	35.511	20.541	237.3	1:21.625
8	31.769	197.8	35.456	19.194	236.8	1:26.419	19	25.489	201.1	35.214	19.028	238.9	1:19.731
9	25.523	197.4	35.049	19.019	249.4	1:19.591	20	25.664	198.8	36.060	19.187	228.3	1:20.911
10	25.279	197.0	36.060	20.245	239.4	1:21.584							
11	25.700	199.6	34.992	18.773	246.0	1:19.465							



Weather/Track: Cloud 15° /Dry 22°

Circuit Length - 3.703 kilometres
Grand Prix Circuit
Brands Hatch

Printed at 13:36, Friday, 17 July, 2009

© MST Systems Ltd, 2005 (www.mstworld.com)

Page 2

FIA Formula 2 Championship

Free Practice 2 - Sector Analysis Report

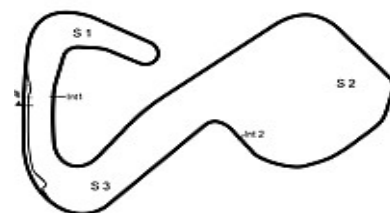
Lap S1 Time S1 Spd S2 Time S2 Spd S3 Time S3 Spd Lap Time Pit Lap S1 Time S1 Spd S2 Time S2 Spd S3 Time S3 Spd Lap Time Pit

9 GANDOLFI				ITA				Piscine Laghetto					
1	17:17.176	191.1	39.062	20.274	236.3	18:16.512	10	26.341	196.7	35.986	6:26.522	7:28.849	Pit
2	27.581	195.6	38.038	20.032	236.3	1:25.651	11	35.845	190.4	37.920	20.158	235.8	1:33.923
3	26.933	196.3	37.455	21.135	238.4	1:25.523	12	29.070	196.0	37.004	19.876	243.7	1:25.950
4	26.833	195.6	38.800	20.218	215.5	1:25.851	13	28.087	166.6	38.892	20.258	235.2	1:27.237
5	28.098	196.7	38.741	19.937	240.5	1:26.776	14	26.993	197.4	36.857	19.900	235.8	1:23.750
6	27.004	194.5	37.175	27.024	236.8	1:31.203	15	28.829	163.6	36.858	20.267	236.3	1:25.954
7	26.879	195.2	36.797	19.737	235.8	1:23.413	16	26.570	198.8	36.081	19.714	236.8	1:22.365
8	26.903	192.1	39.023	21.082	240.0	1:27.008	17	26.710	197.0	35.859	19.742	236.3	1:22.311
9	27.629	183.0	36.562	20.218	242.1	1:24.409							

10 DE MARCO				ITA				Friulana Flange						
1	16:54.091	173.0	40.036	20.568	233.7	17:54.695	10	40.342	196.7	37.930	19.755	238.4	1:38.027	
2	26.665	197.0	36.879	19.603	235.8	1:23.147	11	26.884	198.1	35.849	19.103	238.4	1:21.836	
3	25.766	196.7	35.536	19.280	239.4	1:20.582	12	25.588	196.3	35.291	21.086	232.2	1:21.965	
4	25.941	198.8	36.003	19.181	238.9	1:21.125	13	26.221	198.5	35.065	19.000	238.9	1:20.286	
5	25.448	197.0	35.279	19.125	238.9	1:19.852	14	25.613	199.6	35.887	3:18.816		4:20.316	Pit
6	25.485	198.1	34.994	19.017	241.0	1:19.496	15	41.050	197.8	36.810	19.319	237.3	1:37.179	
7	25.442	198.8	37.136	19.379	239.4	1:21.957	16	25.668	198.8	35.284	18.896	238.4	1:19.848	
8	25.637	197.0	35.468	18.883	238.9	1:19.988	17	25.431	200.0	34.573	18.650	238.4	1:18.654	
9	25.340	197.4	35.199	4:39.727		5:40.266	Pit							

11 CLARKE				GBR				KSS Design Group						
1	17:08.235	193.2	37.858	20.535	236.8	18:06.628	10	25.803	195.6	35.385	4:41.224		5:42.412	Pit
2	26.619	198.1	36.145	19.291	236.8	1:22.055	11	33.014	195.6	35.825	19.219	234.7	1:28.058	
3	25.560	199.2	35.816	19.127	236.3	1:20.503	12	25.653	196.3	35.300	19.351	233.2	1:20.304	
4	25.603	197.4	35.363	19.191	236.3	1:20.157	13	27.043	196.3	35.678	19.048	236.3	1:21.769	
5	25.730	196.3	35.446	19.056	237.3	1:20.232	14	25.558	198.5	35.533	18.921	237.3	1:20.012	
6	25.416	197.0	35.208	19.334	238.4	1:19.958	15	25.476	197.0	35.213	19.850	235.2	1:20.539	
7	25.801	196.0	35.711	19.313	240.0	1:20.825	16	25.618	199.6	1:18.785	20.053	233.7	2:04.456	
8	26.256	197.8	35.776	19.235	237.3	1:21.267	17	25.693	197.8	35.722	1:33.354		2:34.769	Pit
9	25.707	197.4	35.445	19.359	235.8	1:20.511								

12 WICKENS				CAN				Red Bull - Lukoil						
1	17:06.152	194.2	37.728	22.429	235.2	18:06.309	9	30.910	194.9	39.285	19.990	236.8	1:30.185	
2	26.388	198.1	36.018	19.182	236.8	1:21.588	10	25.227	201.1	35.153	18.869	237.8	1:19.249	
3	25.511	199.6	35.579	18.949	239.4	1:20.039	11	25.711	179.1	35.484	18.907	238.4	1:20.102	
4	25.290	198.5	35.157	19.009	238.9	1:19.456	12	25.023	198.5	34.848	18.766	239.4	1:18.637	
5	29.756	188.1	35.657	19.991	238.9	1:25.404	13	26.668	195.2	35.692	20.360	238.9	1:22.720	
6	24.966	200.7	35.158	20.801	238.9	1:20.925	14	27.552	198.8	35.310	19.740	240.5	1:22.602	
7	25.354	178.5	36.384	21.697	241.0	1:23.435	15	26.716	200.3	36.503	6:03.379		7:06.598	Pit
8	25.252	199.2	35.132	4:47.113		5:47.497	Pit							



Weather/Track: Cloud 15° /Dry 22°

Circuit Length - 3.703 kilometres
Grand Prix Circuit
Brands Hatch

FIA Formula 2 Championship

Free Practice 2 - Sector Analysis Report

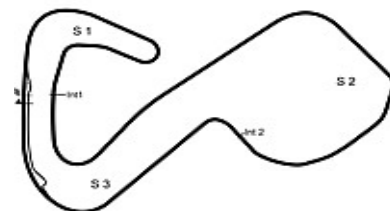
Lap S1 Time S1 Spd S2 Time S2 Spd S3 Time S3 Spd Lap Time Pit Lap S1 Time S1 Spd S2 Time S2 Spd S3 Time S3 Spd Lap Time Pit

14 BORTOLOTTI				ITA			Red Bull						
1	17:01.667	184.3	40.315	20.117	237.3	18:02.099	10	25.534	198.8	35.295	19.035	240.0	1:19.864
2	26.113	198.1	36.494	19.409	237.8	1:22.016	11	25.215	200.3	34.963	18.848	242.1	1:19.026
3	25.601	200.0	35.333	19.129	239.4	1:20.063	12	26.055	200.0	35.550	8:11.494		9:13.099 Pit
4	25.818	197.8	36.881	19.457	239.4	1:22.156	13	30.958	197.8	35.713	20.999	239.4	1:27.670
5	26.061	198.1	35.733	19.122	240.0	1:20.916	14	25.331	199.6	35.507	19.138	238.4	1:19.976
6	25.533	199.6	35.212	19.167	238.9	1:19.912	15	25.210	199.6	35.402	19.173	239.4	1:19.785
7	25.702	200.3	36.758	23.007	241.0	1:25.467	16	25.332	201.8	35.429	19.260	237.8	1:20.021
8	25.685	197.8	35.174	19.083	240.0	1:19.942							
9	25.517	197.8	35.434	21.449	238.9	1:22.400							

15 ALESHIN				RUS			Red Bull - Lukoil						
1	16:45.465	191.8	39.330	20.044	233.7	17:44.839	9	26.839	172.2	38.144	19.313	238.4	1:24.296
2	29.760	151.2	36.814	19.344	236.8	1:25.918	10	27.520	116.0	38.308	19.062	238.4	1:24.890
3	25.857	198.8	35.776	18.989	238.9	1:20.622	11	25.703	198.8	34.935	20.582	238.4	1:21.220
4	25.839	195.2	35.705	18.986	238.4	1:20.530	12	25.717	190.4	44.139	19.340	239.4	1:29.196
5	25.604	198.5	35.277	18.717	239.4	1:19.598	13	26.681	199.6	44.093	19.190	239.4	1:29.964
6	25.634	192.5	36.956	21.146	240.5	1:23.736	14	26.320	198.1	35.784	20.257	238.9	1:22.361
7	25.726	199.6	53.326	20.723	241.6	1:39.775	15	25.498	198.1	34.445	18.710	248.2	1:18.653
8	25.449	206.5	35.124	18.780	248.2	1:19.353							

16 PISCOPO				ITA			Auto Capital						
1	17:26.488	182.7	40.514	20.200	233.7	18:27.202	9	25.171	198.8	34.694	18.751	238.4	1:18.616
2	26.623	197.8	36.069	19.313	235.8	1:22.005	10	25.044	197.0	34.407	18.869	236.8	1:18.320
3	25.878	197.8	35.555	19.139	236.8	1:20.572	11	26.773	184.9	36.435	3:17.737		4:20.945 Pit
4	27.726	186.5	40.055	19.446	235.8	1:27.227	12	34.075	190.8	36.576	19.645	235.8	1:30.296
5	25.579	199.6	35.031	18.983	237.3	1:19.593	13	28.434	175.0	39.593	39.359		1:47.386 Pit
6	25.519	197.8	35.091	19.110	236.8	1:19.720	14	36.892	200.0	35.915	19.118	242.1	1:31.925
7	25.593	196.7	37.493	5:42.005		6:45.091 Pit	15	25.106	206.1	34.961	18.688	235.8	1:18.755
8	33.739	193.8	36.190	19.275	234.7	1:29.204							

17 IACONELLI				BRA			Iaconelli.com						
1	17:21.730	191.8	39.429	22.150	232.2	18:23.309	11	26.735	197.4	36.618	5:34.025		6:37.378 Pit
2	26.610	196.0	36.519	19.228	236.8	1:22.357	12	37.142	149.5	39.099	20.161	235.8	1:36.402
3	25.853	197.0	35.860	19.800	236.3	1:21.513	13	28.434	198.5	35.948	18.992	237.3	1:23.374
4	25.670	197.0	35.448	19.199	234.2	1:20.317	14	26.092	165.8	37.421	21.537	237.8	1:25.050
5	25.334	198.5	35.228	19.223	236.3	1:19.785	15	25.341	199.2	39.903	20.599	237.3	1:25.843
6	25.498	197.8	35.377	19.298	237.3	1:20.173	16	25.139	201.8	34.896	19.061	237.3	1:19.096
7	32.012	92.7	44.812	20.166	237.3	1:36.990	17	25.333	200.3	34.744	19.066	237.8	1:19.143
8	25.534	196.7	35.902	18.949	237.8	1:20.385	18	25.021	199.6	34.718	19.030	231.7	1:18.769
9	25.478	197.4	35.482	18.922	243.7	1:19.882							
10	25.405	199.6	35.051	18.797	237.3	1:19.253							



Weather/Track: Cloud 15° / Dry 22°

Circuit Length - 3.703 kilometres
Grand Prix Circuit
Brands Hatch

Printed at 13:36, Friday, 17 July, 2009

© MST Systems Ltd, 2005 (www.mstworld.com)

Page 4

FIA Formula 2 Championship

Free Practice 2 - Sector Analysis Report

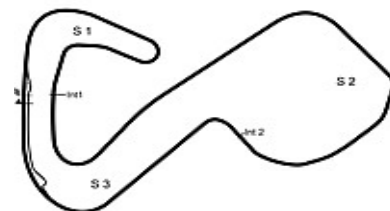
Lap S1 Time S1 Spd S2 Time S2 Spd S3 Time S3 Spd Lap Time Pit Lap S1 Time S1 Spd S2 Time S2 Spd S3 Time S3 Spd Lap Time Pit

18 GACHNANG						SUI			Motorex					
1	17:09.785	183.0	39.378		20.049	231.2	18:09.212	12	25.718	195.2	35.621	19.305	235.2	1:20.644
2	27.088	193.5	36.689		19.617	234.7	1:23.394	13	25.538	195.6	35.476	19.096	235.2	1:20.110
3	25.959	195.2	35.927		19.331	233.2	1:21.217	14	25.972	190.1	36.344	19.603	234.7	1:21.919
4	25.706	192.1	35.779		19.291	235.2	1:20.776	15	25.740	194.9	35.534	19.028	235.8	1:20.302
5	25.622	194.5	35.904		19.164	235.2	1:20.690	16	1:10.865	147.9	38.969	19.583	237.3	2:09.417
6	25.762	197.4	36.880		19.515	235.2	1:22.157	17	26.232	195.6	35.044	19.256	242.1	1:20.532
7	25.774	196.3	36.119		19.470	237.8	1:21.363	18	25.630	196.0	35.306	19.218	244.3	1:20.154
8	25.713	195.2	36.274		19.236	237.3	1:21.223	19	26.882	193.5	37.648	19.345	242.1	1:23.875
9	25.959	195.2	35.819		19.281	237.3	1:21.059	20	25.422	196.0	35.337	2:54.946		3:55.705 Pit
10	26.933	171.4	37.990		19.455	235.8	1:24.378							
11	25.561	195.2	35.637		19.301	237.3	1:20.499							

20 HOING						GER			HASKAMP					
1	17:31.504	171.4	39.007		19.857	235.2	18:30.368	8	25.950	197.8	35.471	19.724	236.3	1:21.145
2	26.537	200.0	36.444		19.310	235.8	1:22.291	9	25.483	196.7	35.740	19.148	236.3	1:20.371
3	25.739	198.8	35.582		19.042	236.3	1:20.363	10	25.718	195.6	36.456	3:14.463		4:16.637 Pit
4	25.461	197.4	35.654		19.451	239.4	1:20.566	11	32.869	194.5	37.775	19.266	236.3	1:29.910
5	25.602	197.0	35.286		19.125	237.8	1:20.013	12	25.556	197.8	48.905	21.379	235.8	1:35.840
6	25.670	197.0	35.534		19.200	236.3	1:20.404	13	25.693	197.4	35.185	19.630	236.3	1:20.508
7	25.703	197.0	35.854		19.241	238.4	1:20.798							

21 VASILIAUSKAS						LTU			Darsena					
1	16:40.672	170.6	41.345		51.764		18:13.781 Pit	10	27.159	193.8	38.082	6:43.144		7:48.385 Pit
2	41.341	193.2	37.263		21.575	236.3	1:40.179	11	38.658	193.8	37.369	19.999	235.8	1:36.026
3	26.530	197.8	35.564		18.972	239.4	1:21.066	12	28.047	190.1	36.781	19.369	237.3	1:24.197
4	25.669	198.1	35.333		18.936	240.5	1:19.938	13	26.129	199.2	36.384	19.573	241.0	1:22.086
5	33.968	122.8	40.641		19.380	237.3	1:33.989	14	25.665	201.4	35.592	18.915	238.9	1:20.172
6	25.959	197.8	35.170		19.069	238.9	1:20.198	15	26.664	194.9	35.458	18.730	247.7	1:20.852
7	25.931	198.1	35.400		25.239	237.8	1:26.570	16	25.340	200.3	34.817	18.736	240.0	1:18.893
8	26.436	197.8	35.996		18.856	246.5	1:21.288	17	25.834	199.2	35.033	18.831	240.5	1:19.698
9	25.709	197.8	34.748		18.873	246.0	1:19.330							

22 SOUCEK						ESP			FK-Automotive					
1	17:59.188	189.4	37.915		19.545	235.8	18:56.648	10	29.454	179.1	36.597	19.216	239.4	1:25.267
2	25.731	198.1	35.460		19.206	237.3	1:20.397	11	25.899	196.3	36.844	19.169	238.9	1:21.912
3	25.373	197.8	34.858		18.946	238.4	1:19.177	12	26.069	197.8	36.612	19.075	239.4	1:21.756
4	25.226	199.6	34.699		18.930	236.3	1:18.855	13	25.414	198.8	34.428	19.341	239.4	1:19.183
5	25.438	198.8	34.683		7:32.803		8:32.924 Pit	14	28.759	171.7	40.289	20.937	238.4	1:29.985
6	39.765	191.4	36.895		19.527	235.8	1:36.187	15	25.161	201.4	35.125	19.017	240.0	1:19.303
7	25.239	198.8	35.277		19.057	246.0	1:19.573	16	25.308	200.7	35.200	51.099		1:51.607 Pit
8	25.394	198.5	34.689		19.011	238.4	1:19.094							
9	25.380	199.6	34.506		18.853	248.2	1:18.739							



Weather/Track: Cloud 15° /Dry 22°

Circuit Length - 3.703 kilometres
Grand Prix Circuit
Brands Hatch

Printed at 13:36, Friday, 17 July, 2009

© MST Systems Ltd, 2005 (www.mstworld.com)

Page 5

FIA Formula 2 Championship

Free Practice 2 - Sector Analysis Report

Lap S1 Time S1 Spd S2 Time S2 Spd S3 Time S3 Spd Lap Time Pit Lap S1 Time S1 Spd S2 Time S2 Spd S3 Time S3 Spd Lap Time Pit

23 KARJALAINEN

FIN

Everyman - LTC Rakennus

1	17:24.522	155.1	43.414	22.262	197.8	18:30.198	11	25.967	197.4	35.427	19.355	238.4	1:20.749
2	29.264	169.0	38.080	21.205	219.5	1:28.549	12	26.164	197.8	36.399	3:32.286		4:34.849 Pit
3	26.191	196.0	36.113	19.321	237.3	1:21.625	13	34.222	194.5	35.972	18.952	244.3	1:29.146
4	26.138	193.8	35.809	19.538	237.3	1:21.485	14	25.665	196.7	37.083	19.112	243.7	1:21.860
5	25.928	196.0	35.640	19.416	236.3	1:20.984	15	26.388	196.0	35.671	19.283	237.8	1:21.342
6	25.792	195.6	35.972	23.240	236.3	1:25.004	16	25.965	197.0	34.847	18.948	237.8	1:19.760
7	25.914	194.5	35.563	19.273	236.3	1:20.750	17	25.776	198.8	35.096	21.140	236.8	1:22.012
8	25.769	196.3	35.243	19.395	236.8	1:20.407	18	25.583	199.6	35.457	19.283	236.8	1:20.323
9	25.871	194.9	35.391	18.986	236.8	1:20.248	19	26.400	198.1	35.953	19.017	238.4	1:21.370
10	25.740	196.7	35.201	18.896	237.8	1:19.837							

24 GLADDIS

GBR

Marrache & Co

1	18:19.502	190.1	38.039	22.716	231.7	19:20.257	11	25.285	198.1	35.398	19.205	239.4	1:19.888
2	25.909	196.0	35.912	19.361	235.2	1:21.182	12	25.412	198.5	35.729	19.233	236.3	1:20.374
3	25.516	196.3	35.803	19.234	236.8	1:20.553	13	25.296	199.2	35.297	19.148	236.8	1:19.741
4	25.342	196.3	35.445	19.100	236.8	1:19.887	14	25.414	196.3	35.159	19.056	237.8	1:19.629
5	25.329	198.1	35.458	19.092	236.3	1:19.879	15	25.666	196.3	35.018	18.943	237.8	1:19.627
6	25.112	196.7	36.281	19.181	238.4	1:20.574	16	25.025	197.4	35.047	19.028	236.3	1:19.100
7	25.424	196.3	35.440	19.097	236.3	1:19.961	17	26.659	192.1	39.395	19.656	237.8	1:25.710
8	25.279	198.1	35.278	19.185	236.3	1:19.742	18	25.527	196.0	35.623	19.348	236.8	1:20.498
9	25.251	196.0	35.652	18.983	236.3	1:19.886	19	26.388	191.8	39.021	3:46.194		4:51.603 Pit
10	25.267	197.4	35.305	19.021	247.7	1:19.593							

25 PAVLOVIC

SRB

Bobby Tech

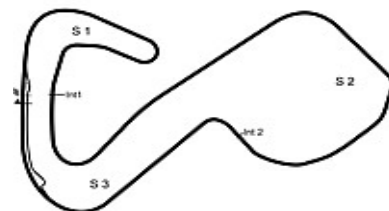
1	17:17.867	185.2	39.218	24.297	232.2	18:21.382	11	25.287	198.8	35.292	19.094	236.3	1:19.673
2	26.647	188.4	36.686	19.780	235.8	1:23.113	12	25.357	196.7	34.854	18.726	236.3	1:18.937
3	25.664	197.0	36.738	19.615	236.3	1:22.017	13	25.260	197.8	35.098	18.806	236.8	1:19.164
4	25.513	198.8	35.384	19.034	236.8	1:19.931	14	29.577	164.6	41.214	2:16.223		3:27.014 Pit
5	25.286	198.1	36.970	23.064	237.8	1:25.320	15	34.748	187.8	39.266	19.567	235.8	1:33.581
6	25.383	197.0	34.931	19.064	238.4	1:19.378	16	25.384	199.2	35.516	19.042	236.3	1:19.942
7	26.901	194.5	40.362	19.849	239.4	1:27.112	17	25.408	197.8	35.305	19.140	235.8	1:19.853
8	25.184	198.1	35.041	18.933	234.7	1:19.158	18	25.765	198.1	37.271	52.924		1:55.960 Pit
9	26.201	195.2	37.325	3:13.462		4:16.988 Pit							
10	32.131	196.3	36.524	19.226	235.2	1:27.881							

27 SANCHEZ

ESP

Go-Karts Orihuela Costa

1	17:14.916	191.1	39.670	21.404	233.2	18:15.990	10	25.549	198.1	35.953	19.239	238.4	1:20.741
2	26.901	196.3	37.069	19.761	235.8	1:23.731	11	25.401	198.1	35.040	19.086	239.4	1:19.527
3	25.862	195.6	36.147	19.641	235.8	1:21.650	12	29.288	179.4	39.416	8:10.785		9:19.489 Pit
4	26.236	195.6	35.726	19.521	234.2	1:21.483	13	35.559	194.5	37.240	19.436	235.2	1:32.235
5	25.898	191.4	36.039	19.313	235.8	1:21.250	14	25.584	197.8	35.773	19.143	236.3	1:20.500
6	26.798	174.7	36.370	19.799	236.3	1:22.967	15	25.491	197.4	35.480	19.506	236.3	1:20.477
7	25.788	196.7	35.759	19.590	239.4	1:21.137	16	25.374	198.8	35.383	19.496	236.8	1:20.253
8	25.738	196.7	35.732	19.338	236.3	1:20.808							
9	27.394	194.2	35.825	19.402	236.3	1:22.621							



Weather/Track: Cloud 15° /Dry 22°

Circuit Length - 3.703 kilometres
Grand Prix Circuit
Brands Hatch

Printed at 13:36, Friday, 17 July, 2009

© MST Systems Ltd, 2005 (www.mstworld.com)

Page 6

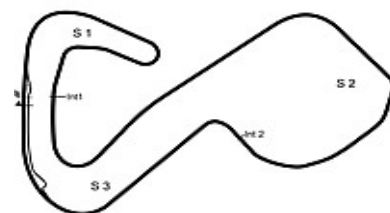
FIA Formula 2 Championship

Free Practice 2 - Sector Analysis Report

Lap S1 Time S1 Spd S2 Time S2 Spd S3 Time S3 Spd Lap Time Pit Lap S1 Time S1 Spd S2 Time S2 Spd S3 Time S3 Spd Lap Time Pit

31 MOORE				GBR				Olney Tyres & Exhausts					
1	16:59.436	192.1	37.776	20.093	233.7	17:57.305	12	25.540	196.3	34.952	18.999	242.1	1:19.491
2	26.322	197.0	35.900	19.502	235.8	1:21.724	13	25.502	197.0	35.057	19.159	237.8	1:19.718
3	25.963	197.0	35.759	19.226	236.8	1:20.948	14	25.530	197.8	35.223	19.222	237.8	1:19.975
4	25.598	198.1	35.399	19.217	237.3	1:20.214	15	25.847	198.5	35.159	19.151	237.8	1:20.157
5	25.974	196.0	35.027	18.952	244.3	1:19.953	16	25.939	198.5	35.155	19.104	237.8	1:20.198
6	28.651	112.2	40.643	19.336	243.2	1:28.630	17	25.836	197.4	35.263	19.228	236.8	1:20.327
7	25.838	198.1	35.502	19.882	238.9	1:21.222	18	25.669	199.2	35.117	19.322	237.3	1:20.108
8	26.061	192.1	35.435	19.520	242.6	1:21.016	19	25.650	199.6	35.544	19.242	236.8	1:20.436
9	25.841	195.6	35.379	3:01.128		4:02.348 Pit	20	25.559	199.6	35.406	19.060	238.4	1:20.025
10	33.272	194.9	35.833	19.636	236.8	1:28.741							
11	25.539	196.7	35.215	19.190	242.1	1:19.944							

33 ENG				AUT				European Racing Events					
1	17:41.271	158.5	39.270	19.946	235.2	18:40.487	11	32.895	151.0	38.546	3:45.822		4:57.263 Pit
2	26.214	194.9	36.151	19.275	236.8	1:21.640	12	30.901	195.2	35.928	19.144	236.8	1:25.973
3	25.758	194.5	35.754	18.992	237.8	1:20.504	13	25.439	196.7	35.384	18.845	246.0	1:19.668
4	25.739	196.7	35.429	19.048	239.4	1:20.216	14	25.509	198.1	35.957	21.401	238.4	1:22.867
5	25.899	165.6	38.727	18.993	237.8	1:23.619	15	26.070	195.2	37.367	22.459	236.3	1:25.896
6	25.524	196.3	35.522	20.844	237.8	1:21.890	16	25.666	197.8	35.604	19.079	239.4	1:20.349
7	25.820	197.8	36.174	22.623	238.4	1:24.617	17	25.711	198.1	38.255	19.122	237.8	1:23.088
8	25.675	194.9	35.200	18.835	245.4	1:19.710	18	25.556	200.0	35.214	18.961	238.4	1:19.731
9	25.664	194.5	35.916	19.052	238.4	1:20.632	19	25.508	200.3	35.199	18.948	238.9	1:19.655
10	25.377	204.1	35.195	18.879	239.4	1:19.451							



Weather/Track: Cloud 15° /Dry 22°

Circuit Length - 3.703 kilometres
Grand Prix Circuit
Brands Hatch

Printed at 13:36, Friday, 17 July, 2009

© MST Systems Ltd, 2005 (www.mstworld.com)

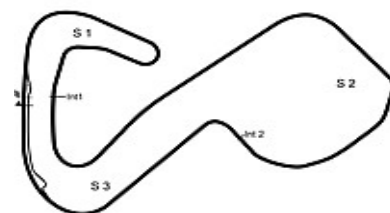
Page 7

FIA Formula 2 Championship

Free Practice 2 - Best Sector Times Report

POS	NO	SECTOR 1			SECTOR 2			SECTOR 3			NAME	IDEAL/BEST LAP COMPARISON			
		TIME	LAP	NO	TIME	LAP	NO	TIME	LAP	NO		IDEAL	BEST	LAP	DIFF
1	12	24.966	6	16	34.407	10	7	18.632	18	16	PISCOPO	1:18.139	1:18.320	10	+ 0.181
2	17	25.021	18	22	34.428	13	10	18.650	17	7	SURTEES	1:18.339	1:18.520	18	+ 0.181
3	24	25.025	16	15	34.445	15	16	18.688	15	22	SOUCEK	1:18.442	1:18.739	9	+ 0.297
4	16	25.044	10	2	34.464	13	15	18.710	15	17	IACONELLI	1:18.536	1:18.769	18	+ 0.233
5	7	25.050	11	10	34.573	17	25	18.726	12	4	JOUSSE	1:18.540	1:18.551	8	+ 0.011
6	4	25.065	7	3	34.589	9	21	18.730	15	10	DE MARCO	1:18.563	1:18.654	17	+ 0.091
7	22	25.161	15	4	34.625	8	2	18.766	13	2	HOHENTHAL	1:18.570	1:18.612	13	+ 0.042
8	25	25.184	8	7	34.657	18	12	18.766	12	12	WICKENS	1:18.580	1:18.637	12	+ 0.057
9	14	25.210	15	17	34.718	18	8	18.773	11	15	ALESHIN	1:18.604	1:18.653	15	+ 0.049
10	8	25.279	10	21	34.748	9	17	18.797	10	25	PAVLOVIC	1:18.764	1:18.937	12	+ 0.173
11	2	25.340	8	8	34.771	12	5	18.806	4	21	VASILIAUSK	1:18.818	1:18.893	16	+ 0.075
12	10	25.340	9	23	34.847	16	33	18.835	8	8	HEGEWALD	1:18.823	1:19.392	6	+ 0.569
13	21	25.340	16	12	34.848	12	14	18.848	11	3	PALMER	1:18.873	1:18.873	9	+ 0.000
14	27	25.374	16	25	34.854	12	4	18.850	8	24	GLADDIS	1:18.986	1:19.100	16	+ 0.114
15	33	25.377	10	5	34.868	8	22	18.853	9	14	BORTOLOTT	1:19.021	1:19.026	11	+ 0.005
16	6	25.386	14	31	34.952	12	3	18.892	9	5	BRUNDLE	1:19.123	1:19.415	4	+ 0.292
17	3	25.392	9	14	34.963	11	23	18.896	10	23	KARJALAIN	1:19.326	1:19.760	16	+ 0.434
18	11	25.416	6	24	35.018	15	6	18.905	14	6	EBRAHIM	1:19.356	1:19.356	14	+ 0.000
19	18	25.422	20	27	35.040	11	11	18.921	14	31	MOORE	1:19.406	1:19.491	12	+ 0.085
20	5	25.449	13	18	35.044	17	24	18.943	15	33	ENG	1:19.407	1:19.451	10	+ 0.044
21	15	25.449	8	6	35.065	14	31	18.952	5	18	GACHNANG	1:19.494	1:20.110	13	+ 0.616
22	20	25.461	4	20	35.185	13	18	19.028	15	27	SANCHEZ	1:19.500	1:19.527	11	+ 0.027
23	31	25.502	13	33	35.195	10	20	19.042	3	11	CLARKE	1:19.545	1:19.958	6	+ 0.413
24	23	25.583	18	11	35.208	6	27	19.086	11	20	HOING	1:19.688	1:20.013	5	+ 0.325
25	9	26.341	10	9	35.859	17	9	19.714	16	9	GANDOLFI	1:21.914	1:22.311	17	+ 0.397

'Perfect Lap' - 1:18.005



Weather/Track: Cloud 15° / Dry 22°

Circuit Length - 3.703 kilometres
Grand Prix Circuit
Brands Hatch