



Rounds 7 & 8
Brands Hatch, UK
17 - 19 July 2009

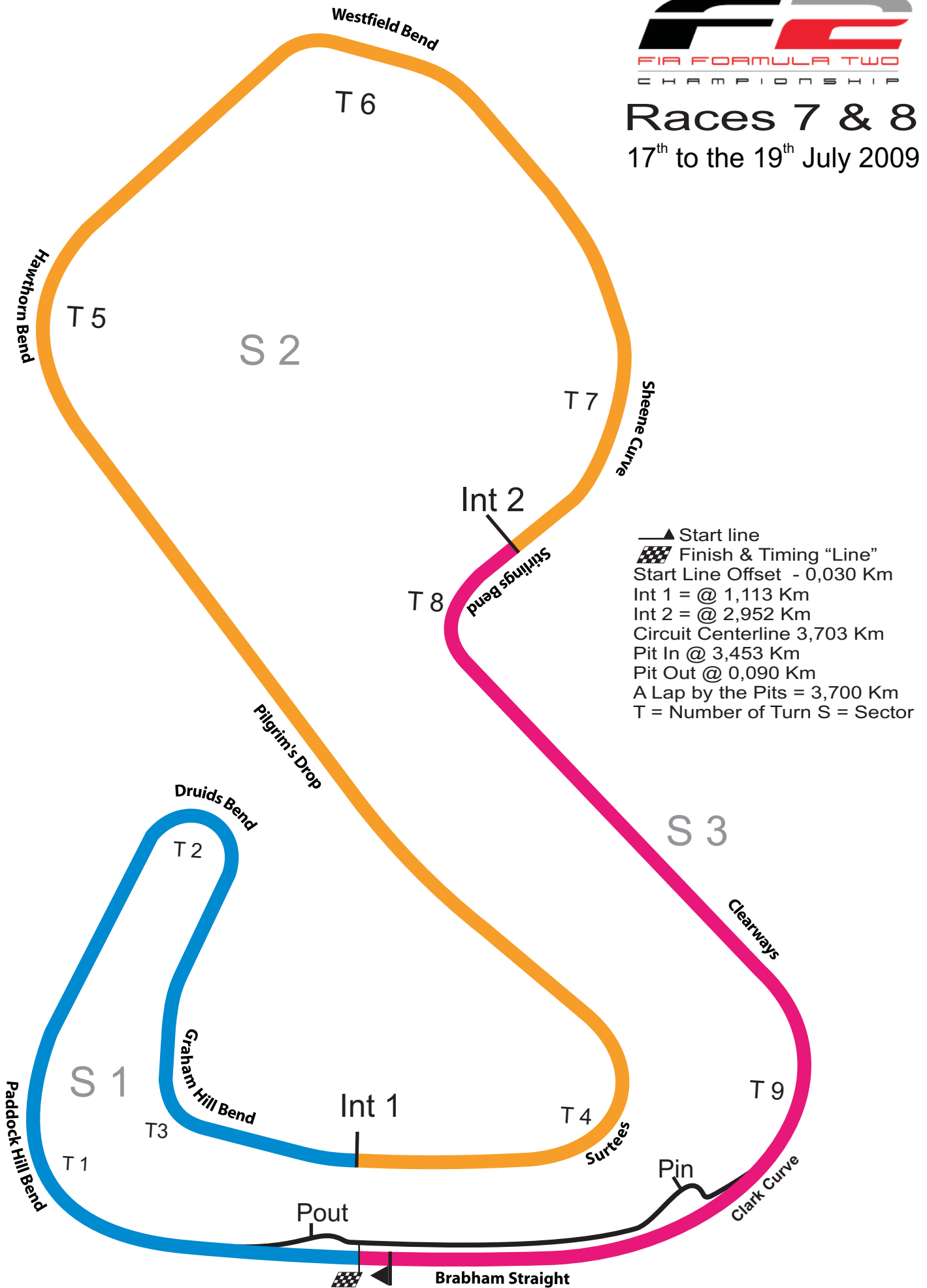


Timing and Results by MST Systems Ltd

www.mstworld.com

Races 7 & 8

17th to the 19th July 2009



- ▲ Start line
- ▣ Finish & Timing "Line"
- Start Line Offset - 0,030 Km
- Int 1 = @ 1,113 Km
- Int 2 = @ 2,952 Km
- Circuit Centerline 3,703 Km
- Pit In @ 3,453 Km
- Pit Out @ 0,090 Km
- A Lap by the Pits = 3,700 Km
- T = Number of Turn S = Sector

FIA Formula 2 Championship

FREE PRACTICE 1

POS	NO	CL	DRIVER	NAT	SPONSOR	TIME	LAPS	GAP	KPH
1	15		Mikhail ALESHIN	RUS	Red Bull - Lukoil	1:19.634	14		167.40
2	4		Julien JOUSSE	FRA	E Leclerc	1:19.712	15	0.078	167.23
3	22		Andy SOUCEK	ESP	FK-Automotive	1:19.867	15	0.233	166.91
4	16		Edoardo PISCOPO	ITA	Auto Capital	1:19.869	15	0.235	166.90
5	31		Jason MOORE	GBR	Olney Tyres & Exhausts	1:19.895	12	0.261	166.85
6	2		Sebastian HOHENTHAL	SWE	Mafi - Sweden Team	1:19.925	16	0.291	166.79
7	12		Robert WICKENS	CAN	Red Bull - Lukoil	1:19.994	12	0.360	166.64
8	7		Henry SURTEES	GBR	Surtees	1:20.037	14	0.403	166.55
9	10		Nicola DE MARCO	ITA	Friulana Flange	1:20.054	16	0.420	166.52
10	21		Kazim VASILIAUSKAS	LTU	Darsena	1:20.093	15	0.459	166.44
11	11		Jack CLARKE	GBR	KSS Design Group	1:20.109	15	0.475	166.40
12	5		Alex BRUNDLE	GBR	Sen - GAC - Nasstar	1:20.146	17	0.512	166.33
13	8		Tobias HEGEWALD	GER	Interwetten	1:20.147	16	0.513	166.32
14	25		Milos PAVLOVIC	SRB	Bobby Tech	1:20.315	15	0.681	165.98
15	24		Tom GLADDIS	GBR	Marrache & Co	1:20.572	14	0.938	165.45
16	18		Natacha GACHNANG	SUI	Motorex	1:20.684	14	1.050	165.22
17	3		Jolyon PALMER	GBR	Comma	1:20.706	15	1.072	165.17
18	33		Philipp ENG	AUT	European Racing Events	1:20.724	16	1.090	165.14
19	23		Henri KARJALAINEN	FIN	Everyman - LTC Rakennus	1:20.840	16	1.206	164.90
20	20		Jens HOING	GER	HASKAMP	1:20.852	15	1.218	164.87
21	17		Carlos IACONELLI	BRA	laconelli.com	1:20.984	15	1.350	164.61
22	14		Mirko BORTOLOTTI	ITA	Red Bull	1:21.431	10	1.797	163.70
23	6		Armaan EBRAHIM	IND	JK Racing	1:21.444	15	1.810	163.68
24	27		German SANCHEZ	ESP	Go-Karts Orihuela Costa	1:21.492	15	1.858	163.58
25	9		Pietro GANDOLFI	ITA	Piscine Laghetto	1:24.077	15	4.443	158.55

Weather/Track: Cloudy 16°/Dry 22°

Brands Hatch GP
Circuit Length = 3.7030 km.
Start: 10:40 End: 11:10

Race Director:	Steward:	Timekeeper:
----------------	----------	-------------

FIA Formula 2 Championship

Free Practice 1 - Sector Analysis Report

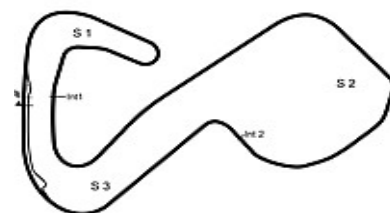
Lap S1 Time S1 Spd S2 Time S2 Spd S3 Time S3 Spd Lap Time Pit Lap S1 Time S1 Spd S2 Time S2 Spd S3 Time S3 Spd Lap Time Pit

2 HOENTHAL			SWE			Mafi - Sweden Team							
1	31:17.932	178.2	45.070	1:59.093	34:02.095	Pit	10	25.995	197.0	35.882	19.296	237.3	1:21.173
2	34.088	178.5	39.379	20.624	235.8	1:34.091	11	25.659	196.7	35.404	19.094	237.3	1:20.157
3	27.488	194.2	37.389	19.860	237.8	1:24.737	12	25.640	197.8	35.231	19.114	237.3	1:19.985
4	27.181	190.8	39.519	19.950	237.3	1:26.650	13	25.604	197.8	37.968	19.580	236.8	1:23.152
5	26.444	195.6	36.353	19.416	237.8	1:22.213	14	25.765	197.8	35.141	19.019	237.3	1:19.925
6	25.930	196.3	36.386	19.510	239.4	1:21.826	15	25.984	198.8		54.521	236.3	1:20.505
7	25.915	197.0	35.868	19.243	237.8	1:21.026	16	25.867	197.8		54.512	237.8	1:20.379
8	25.779	196.3	36.611	6:40.160		7:42.550	Pit						
9	42.449	186.2	37.699	19.933	235.2	1:40.081							

3 PALMER			GBR			Comma							
1	30:47.466	152.9	42.198	2:45.426	34:15.090	Pit	9	36.562	191.4	37.791	19.729	238.4	1:34.082
2	31.876	183.6	39.829	20.813	237.3	1:32.518	10	26.454	198.1	35.709	19.297	238.4	1:21.460
3	27.423	190.8	37.627	20.714	232.2	1:25.764	11	26.016	198.5	35.713	19.228	237.8	1:20.957
4	27.304	193.8	37.519	19.711	238.9	1:24.534	12	26.042	197.4	35.569	19.234	237.8	1:20.845
5	26.482	196.7	36.691	19.654	238.4	1:22.827	13	25.963	196.7	35.546	20.269	237.8	1:21.778
6	26.609	197.8	36.699	19.711	239.4	1:23.019	14	26.100	197.4	35.465	19.141	239.4	1:20.706
7	26.099	199.6	36.324	19.548	239.4	1:21.971	15	25.973	197.8		58.340	237.8	1:24.313
8	26.444	196.7	39.366	6:52.721		7:58.531	Pit						

4 JOUSSE			FRA			E Leclerc							
1	30:59.016	158.1	43.553	2:05.859	33:48.428	Pit	9	38.203	184.6	37.284	19.472	237.8	1:34.959
2	33.371	181.5	39.557	20.262	236.3	1:33.190	10	26.164	192.8	35.630	19.252	236.8	1:21.046
3	27.274	192.5	37.870	19.715	238.9	1:24.859	11	25.882	196.7	35.598	19.270	236.3	1:20.750
4	26.452	196.3	36.931	19.511	239.4	1:22.894	12	25.663	196.3	35.289	19.039	238.9	1:19.991
5	26.336	195.2	36.677	21.172	236.8	1:24.185	13	25.465	197.8	38.417	19.737	237.3	1:23.619
6	25.977	196.3	36.131	19.390	238.4	1:21.498	14	25.554	198.1	35.147	19.011	237.8	1:19.712
7	26.063	198.1	35.990	19.161	239.4	1:21.214	15	25.852	197.4		59.428	228.8	1:25.280
8	1:56.944	192.8	42.549	5:46.083		8:25.576	Pit						

5 BRUNDLE			GBR			Sen - GAC - Nasstar							
1	30:52.626	187.8	39.557	2:11.503	33:43.686	Pit	10	32.513	193.2	36.191	19.478	240.0	1:28.182
2	33.282	193.8	37.488	20.027	235.8	1:30.797	11	26.069	197.4	37.446	20.001	239.4	1:23.516
3	26.559	197.4	36.083	19.610	237.8	1:22.252	12	26.342	197.0	36.857	19.643	238.4	1:22.842
4	26.090	197.8	35.538	19.370	239.4	1:20.998	13	25.738	199.2	35.364	19.252	237.8	1:20.354
5	25.953	197.4	35.386	20.158	234.7	1:21.497	14	25.860	197.4	35.400	19.232	238.4	1:20.492
6	25.850	198.8	35.387	19.216	237.8	1:20.453	15	25.839	199.6	35.022	19.378	238.4	1:20.239
7	25.681	198.5	35.257	19.208	239.4	1:20.146	16	26.161	198.8	35.959	19.381	240.5	1:21.501
8	25.720	196.7	36.786	20.057	236.3	1:22.563	17	26.530	195.2		55.102	240.0	1:21.632
9	27.300	168.4	41.826	5:35.573		6:44.699	Pit						



Weather/Track: Cloudy 16° / Dry 22°

Circuit Length - 3.703 kilometres
Grand Prix Circuit
Brands Hatch

Printed at 11:17, Friday, 17 July, 2009

© MST Systems Ltd, 2005 (www.mstworld.com)

Page 1

FIA Formula 2 Championship

Free Practice 1 - Sector Analysis Report

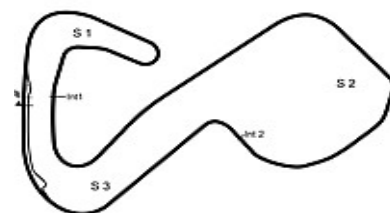
Lap S1 Time S1 Spd S2 Time S2 Spd S3 Time S3 Spd Lap Time Pit Lap S1 Time S1 Spd S2 Time S2 Spd S3 Time S3 Spd Lap Time Pit

6 EBRAHIM						IND JK Racing							
1	30:58.758	167.1	49.175	2:40.090	34:28.023 Pit	9	27.354	193.5	37.569	19.869	238.4	1:24.792	
2	39.019	180.9	45.186	22.587	231.2	1:46.792	10	26.325	197.4	37.991	20.146	237.8	1:24.462
3	29.998	190.4	41.721	21.948	203.7	1:33.667	11	26.174	197.8	36.488	19.306	238.4	1:21.968
4	30.046	165.3	39.997	21.054	225.9	1:31.097	12	25.997	196.7	36.160	19.287	238.4	1:21.444
5	28.504	195.6	39.192	20.357	236.8	1:28.053	13	26.161	198.1	37.260	19.489	235.8	1:22.910
6	27.952	194.9	39.847	20.240	237.3	1:28.039	14	26.261	197.0	36.305	19.344	237.8	1:21.910
7	1:56.971	194.2	41.621	5:08.269		7:46.861 Pit	15	25.959	196.0		58.206	238.4	1:24.165
8	32.263	192.8	38.619	20.242	236.8	1:31.124							

7 SURTEES						GBR Surtees							
1	31:03.653	183.9	43.582	2:03.070	33:50.305 Pit	9	25.493	195.6	36.131	19.214	238.4	1:20.838	
2	30.767	193.5	39.195	20.220	236.8	1:30.182	10	25.546	196.0	35.808	19.045	238.4	1:20.399
3	27.438	195.2	37.847	19.486	237.3	1:24.771	11	25.439	197.0	35.960	19.042	236.3	1:20.441
4	25.999	197.4	36.833	20.711	236.3	1:23.543	12	25.750	196.0	35.792	18.985	238.9	1:20.527
5	25.933	196.7	36.507	2:09.650		3:12.090 Pit	13	25.423	195.6	35.691	18.923	238.4	1:20.037
6	32.182	196.7	37.295	19.256	237.8	1:28.733	14	25.566	196.3	35.953	1:48.625		2:50.144 Pit
7	25.808	194.5	38.712	6:01.324		7:05.844 Pit							
8	31.434	193.2	36.828	19.204	236.8	1:27.466							

8 HEGEWALD						GER Interwetten							
1	31:06.940	164.3	43.494	2:01.437	33:51.871 Pit	10	25.809	197.4	35.802	19.730	240.5	1:21.341	
2	32.817	191.1	39.328	20.505	234.7	1:32.650	11	26.785	198.5	43.791	23.013	240.0	1:33.589
3	27.892	190.8	38.238	19.990	238.9	1:26.120	12	25.591	197.8	35.453	19.103	240.0	1:20.147
4	26.609	197.4	36.472	19.543	237.3	1:22.624	13	25.673	196.3	35.463	19.098	240.0	1:20.234
5	25.860	197.8	35.897	19.373	239.4	1:21.130	14	25.733	197.8	35.723	19.196	238.4	1:20.652
6	25.991	194.9	36.624	22.593	240.5	1:25.208	15	25.799	197.4	35.528	19.361	237.8	1:20.688
7	25.900	198.1	35.422	19.262	238.9	1:20.584	16	25.740	198.1		55.495	240.0	1:21.235
8	25.670	196.7	37.014	6:45.675		7:48.359 Pit							
9	33.297	194.9	36.420	19.370	241.6	1:29.087							

9 GANDOLFI						ITA Piscine Laghetto							
1	31:29.180	142.1	54.881	1:47.824	34:11.885 Pit	9	34.850	189.1	41.079	20.831	236.8	1:36.760	
2	36.855	168.4	42.859	21.915	223.1	1:41.629	10	29.848	187.5	39.627	20.823	237.3	1:30.298
3	30.042	185.2	40.551	20.916	234.7	1:31.509	11	27.132	197.0	38.397	20.138	236.3	1:25.667
4	28.859	189.4	39.815	20.502	235.8	1:29.176	12	27.387	196.3	38.964	20.322	237.3	1:26.673
5	29.146	194.9	38.926	20.600	237.3	1:28.672	13	26.991	197.8	37.724	20.597	237.8	1:25.312
6	27.868	194.9	38.617	20.619	238.4	1:27.104	14	26.891	197.0	38.469	19.884	236.8	1:25.244
7	27.053	197.0	41.172	21.553	233.7	1:29.778	15	26.981	196.7		57.096	236.3	1:24.077
8	28.087	194.2	41.113	6:22.331		7:31.531 Pit							



Weather/Track: Cloudy 16° /Dry 22°

Circuit Length - 3.703 kilometres
Grand Prix Circuit
Brands Hatch

Printed at 11:17, Friday, 17 July, 2009

© MST Systems Ltd, 2005 (www.mstworld.com)

Page 2

FIA Formula 2 Championship

Free Practice 1 - Sector Analysis Report

Lap S1 Time S1 Spd S2 Time S2 Spd S3 Time S3 Spd Lap Time Pit Lap S1 Time S1 Spd S2 Time S2 Spd S3 Time S3 Spd Lap Time Pit

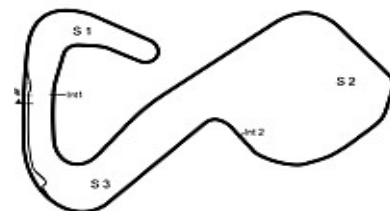
10 DE MARCO				ITA				Friulana Flange						
1	31:04.323	165.6	44.140	2:05.052		33:53.515	Pit	10	26.155	195.6	36.399	19.618	239.4	1:22.172
2	34.861	174.1	41.245	21.916	225.9	1:38.022		11	25.833	197.4	35.907	19.433	239.4	1:21.173
3	29.563	193.5	38.156	20.380	238.9	1:28.099		12	25.599	197.4	35.902	19.225	240.0	1:20.726
4	26.687	197.8	36.704	19.469	238.4	1:22.860		13	25.606	198.1	35.671	19.087	240.0	1:20.364
5	26.263	197.8	37.166	19.434	239.4	1:22.863		14	25.494	200.0	35.481	19.079	238.4	1:20.054
6	26.183	198.8	36.619	19.479	240.5	1:22.281		15	25.603	199.2	35.423	19.092	240.0	1:20.118
7	25.892	198.5	36.042	19.350	238.4	1:21.284		16	26.268	181.5		57.532	235.2	1:23.800
8	26.104	198.8	37.878	6:39.638		7:43.620	Pit							
9	41.124	194.2	37.862	19.996	237.3	1:38.982								

11 CLARKE				GBR				KSS Design Group						
1	31:16.013	165.1	44.912	1:57.221		33:58.146	Pit	9	40.493	180.6	39.742	20.055	235.2	1:40.290
2	33.305	180.0	39.998	20.548	236.3	1:33.851		10	26.356	194.5	35.864	19.308	236.3	1:21.528
3	28.170	197.4	37.434	19.971	238.4	1:25.575		11	25.704	197.0	35.746	19.062	236.8	1:20.512
4	26.380	197.4	36.799	19.320	235.2	1:22.499		12	25.708	197.4	35.394	19.012	236.8	1:20.114
5	26.537	194.9	36.073	19.288	237.3	1:21.898		13	26.005	193.5	36.706	19.302	236.3	1:22.013
6	25.762	198.5	35.975	19.198	238.4	1:20.935		14	25.769	196.3	35.488	19.188	236.3	1:20.445
7	25.706	198.5	35.832	19.333	237.8	1:20.871		15	25.643	196.3		54.466	237.3	1:20.109
8	26.508	195.6	41.364	6:45.968		7:53.840	Pit							

12 WICKENS				CAN				Red Bull - Lukoil						
1	31:14.633	146.3	45.225	1:56.950		33:56.808	Pit	8	25.811	195.6	36.781	19.313	239.4	1:21.905
2	33.549	191.1	39.733	20.323	236.3	1:33.605		9	25.696	197.0	35.451	18.868	240.0	1:20.015
3	27.409	197.0	37.398	19.577	238.9	1:24.384		10	27.665	157.4	36.434	19.148	238.9	1:23.247
4	36.457	85.9	45.798	19.799	238.4	1:42.054		11	26.125	196.7	36.607	19.059	238.4	1:21.791
5	26.152	196.7	36.137	2:45.148		3:47.437	Pit	12	25.372	198.8	35.572	19.050	238.9	1:19.994
6	44.510	193.5	38.873	6:05.648		7:29.031	Pit							
7	31.679	194.9	36.377	19.325	236.8	1:27.381								

14 BORTOLOTTI				ITA				Red Bull						
1	33:20.725			8:35.519		41:56.244	Pit	7	26.016	199.6	36.093	19.322	239.4	1:21.431
2	2:07.121	162.6	40.212	5:16.556		8:03.889	Pit	8	26.472	200.3	38.752	19.472	239.4	1:24.696
3	30.911	194.5	37.650	19.946	240.5	1:28.507		9	26.390	197.8	36.007	19.294	240.5	1:21.691
4	26.420	194.9	36.799	19.578	241.0	1:22.797		10	26.199	198.1		55.534	240.5	1:21.733
5	26.015	198.5	36.262	19.461	240.5	1:21.738								
6	27.293	199.2	36.156	19.321	240.0	1:22.770								

15 ALESHIN				RUS				Red Bull - Lukoil						
1	31:11.356	154.7	46.358	1:57.184		33:54.898	Pit	9	41.045	196.0	37.252	19.429	238.4	1:37.726
2	34.099	178.8	40.078	20.443	233.2	1:34.620		10	26.118	198.1	35.611	18.992	240.5	1:20.721
3	29.165	196.3	37.727	19.668	239.4	1:26.560		11	25.864	198.8	35.505	18.944	240.0	1:20.313
4	27.090	200.0	36.864	19.313	237.8	1:23.267		12	25.753	199.6	35.356	18.927	240.5	1:20.036
5	28.856	196.3	36.825	19.281	237.8	1:24.962		13	25.627	199.2	35.121	18.886	238.4	1:19.634
6	26.005	200.3	36.444	19.087	241.0	1:21.536		14	26.700	199.6	35.602	18.894	238.4	1:21.196
7	25.977	198.8	35.891	19.175	240.5	1:21.043								
8	26.202	189.8	37.408	6:48.418		7:52.028	Pit							



Weather/Track: Cloudy 16° /Dry 22°

Circuit Length - 3.703 kilometres
Grand Prix Circuit
Brands Hatch

Printed at 11:17, Friday, 17 July, 2009

© MST Systems Ltd, 2005 (www.mstworld.com)

Page 3

FIA Formula 2 Championship

Free Practice 1 - Sector Analysis Report

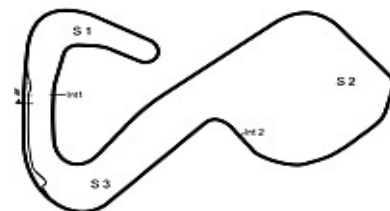
Lap S1 Time S1 Spd S2 Time S2 Spd S3 Time S3 Spd Lap Time Pit Lap S1 Time S1 Spd S2 Time S2 Spd S3 Time S3 Spd Lap Time Pit

16 PISCOPO						ITA Auto Capital							
1	31:21.806	143.0	46.371	2:00.026	34:08.203	Pit	9	32.124	176.1	38.933	19.535	237.8	1:30.592
2	33.443	156.2	39.302	20.385	233.7	1:33.130	10	25.826	196.3	35.567	19.054	237.3	1:20.447
3	27.320	185.8	37.297	19.755	236.8	1:24.372	11	25.763	198.5	35.071	19.063	236.3	1:19.897
4	26.474	190.1	40.151	19.875	235.8	1:26.500	12	25.784	197.4	35.184	18.901	237.3	1:19.869
5	26.241	190.1	36.496	19.210	236.3	1:21.947	13	25.840	197.4	35.203	19.048	236.8	1:20.091
6	26.159	195.2	35.947	19.230	237.8	1:21.336	14	25.758	197.4	36.481	20.526	236.8	1:22.765
7	25.938	198.5	36.221	19.143	238.4	1:21.302	15	25.914	198.8		58.430	236.3	1:24.344
8	25.845	196.3	37.686	7:14.107		8:17.638	Pit						

17 IACONELLI						BRA laconelli.com							
1	31:25.354	137.4	46.261	1:58.371	34:09.986	Pit	9	41.535	192.5	37.490	19.620	236.8	1:38.645
2	34.572	183.3	41.682	21.479	219.9	1:37.733	10	26.175	196.7	36.601	19.217	236.3	1:21.993
3	28.564	178.8	39.549	20.567	234.2	1:28.680	11	26.020	195.2	36.270	19.202	236.8	1:21.492
4	28.224	193.8	40.095	20.404	236.3	1:28.723	12	25.807	198.5	36.113	19.064	237.3	1:20.984
5	27.088	194.5	38.219	20.126	234.7	1:25.433	13	25.897	194.9	36.038	19.249	237.3	1:21.184
6	26.852	196.0	37.763	19.846	236.3	1:24.461	14	25.820	194.2	35.893	22.238	166.4	1:23.951
7	26.628	197.4	37.190	20.195	234.2	1:24.013	15	27.129	198.8		54.748	236.8	1:21.877
8	27.230	195.2	43.724	6:10.364		7:21.318	Pit						

18 GACHNANG						SUI Motorex							
1	31:12.868	144.5	45.799	2:06.471	34:05.138	Pit	9	26.423	190.1	38.884	20.176	235.8	1:25.483
2	33.989	183.9	39.392	20.578	227.3	1:33.959	10	26.099	193.8	36.591	19.647	233.7	1:22.337
3	27.831	189.1	38.122	20.000	233.2	1:25.953	11	25.876	194.2	36.168	19.357	234.2	1:21.401
4	26.414	193.2	37.331	19.689	232.7	1:23.434	12	25.567	194.9	35.754	19.363	234.2	1:20.684
5	26.498	193.2	36.342	19.462	235.2	1:22.302	13	26.646	192.1	36.298	19.341	235.8	1:22.285
6	26.180	193.5	37.099	20.088	234.7	1:23.367	14	26.138	194.5		55.907	233.2	1:22.045
7	26.105	193.5	7:38.419	1:42.209		9:46.733	Pit						
8	33.086	188.4	38.210	19.954	231.7	1:31.250							

20 HOING						GER HASKAMP							
1	31:32.282	139.7	55.699	1:54.061	34:22.042	Pit	9	36.348	185.2	37.958	20.753	235.8	1:35.059
2	34.548	165.6	40.767	21.067	234.2	1:36.382	10	25.981	195.2	35.986	19.872	236.8	1:21.839
3	28.780	178.5	38.088	20.059	235.8	1:26.927	11	25.944	194.2	35.773	19.385	236.3	1:21.102
4	27.663	194.2	36.647	19.576	236.8	1:23.886	12	25.754	197.8	35.617	19.481	236.8	1:20.852
5	26.339	196.0	36.344	19.605	235.8	1:22.288	13	25.810	197.0	35.844	19.299	235.8	1:20.953
6	26.283	196.3	37.643	19.862	239.4	1:23.788	14	25.802	197.4	36.308	21.720	236.8	1:23.830
7	26.677	198.8	37.694	22.373	234.2	1:26.744	15	25.769	198.8		55.126	236.3	1:20.895
8	26.251	197.0	42.456	6:28.314		7:37.021	Pit						



Weather/Track: Cloudy 16° /Dry 22°

Circuit Length - 3.703 kilometres
Grand Prix Circuit
Brands Hatch

Printed at 11:17, Friday, 17 July, 2009

© MST Systems Ltd, 2005 (www.mstworld.com)

Page 4

FIA Formula 2 Championship

Free Practice 1 - Sector Analysis Report

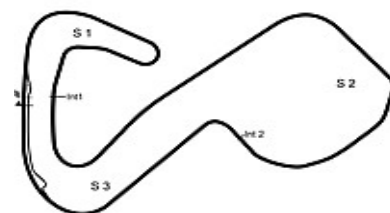
Lap S1 Time S1 Spd S2 Time S2 Spd S3 Time S3 Spd Lap Time Pit Lap S1 Time S1 Spd S2 Time S2 Spd S3 Time S3 Spd Lap Time Pit

21 VASILIAUSKAS			LTU			Darsena							
1	30:54.367	177.3	41.992	2:09.081	33:45.440	Pit	9	32.805	194.9	36.617	19.332	238.4	1:28.754
2	34.361	190.4	39.029	20.532	236.8	1:33.922	10	25.767	197.4	35.649	19.376	240.5	1:20.792
3	27.714	192.5	37.121	19.852	237.8	1:24.687	11	26.361	198.1	35.561	19.051	237.3	1:20.973
4	26.585	197.8	36.590	19.420	237.8	1:22.595	12	25.985	195.6	35.322	18.928	238.4	1:20.235
5	26.273	195.6	36.429	19.420	237.3	1:22.122	13	25.780	198.5	35.265	19.528	235.2	1:20.573
6	25.962	197.4	36.123	19.428	238.4	1:21.513	14	26.153	198.5	35.312	19.040	237.8	1:20.505
7	27.089	196.3	37.392	19.444	238.4	1:23.925	15	25.964	197.0		54.129	238.4	1:20.093
8	1:49.917	175.0	39.900	6:40.011	9:09.828	Pit							

22 SOUCEK			ESP			FK-Automotive							
1	31:16.880	172.2	44.966	1:57.789	33:59.635	Pit	9	42.108	193.2	37.725	19.872	236.8	1:39.705
2	32.734	189.1	38.436	20.547	232.7	1:31.717	10	25.767	195.2	35.091	19.206	235.8	1:20.064
3	27.868	195.2	37.446	22.260	237.8	1:27.574	11	25.587	195.6	35.184	19.096	237.8	1:19.867
4	26.025	197.8	36.100	19.468	237.3	1:21.593	12	25.609	196.7	35.103	19.335	237.3	1:20.047
5	26.367	197.4	36.071	19.359	237.3	1:21.797	13	29.000	189.1	36.202	19.286	237.8	1:24.488
6	26.630	185.8	36.076	19.863	238.9	1:22.569	14	25.803	197.8	35.165	18.973	238.4	1:19.941
7	25.941	198.1	35.242	19.134	238.4	1:20.317	15	25.675	196.3		54.349	236.3	1:20.024
8	25.786	199.6	37.445	6:55.951	7:59.182	Pit							

23 KARJALAINEN			FIN			Everyman - LTC Rakennus							
1	31:20.521	161.1	45.991	2:00.248	34:06.760	Pit	10	26.069	195.2	36.087	19.368	239.4	1:21.524
2	34.889	155.6	40.954	21.521	210.5	1:37.364	11	26.806	196.0	36.193	20.091	241.0	1:23.090
3	28.764	183.3	38.799	20.823	211.7	1:28.386	12	31.313	195.2	36.251	19.093	237.8	1:26.657
4	28.960	191.8	37.730	20.879	212.1	1:27.569	13	26.060	197.0	36.311	19.265	236.8	1:21.636
5	27.682	193.5	37.960	19.679	236.3	1:25.321	14	25.682	197.0	35.963	19.485	238.4	1:21.130
6	26.797	194.9	37.660	19.862	237.8	1:24.319	15	25.875	196.7	35.766	19.199	240.0	1:20.840
7	26.555	195.6	36.548	19.639	237.3	1:22.742	16	26.248	191.1		1:01.783	213.0	1:28.031
8	26.158	194.5	37.826	6:13.534	7:17.518	Pit							
9	32.441	193.5	36.683	19.402	239.4	1:28.526							

24 GLADDIS			GBR			Marrache & Co							
1	31:55.120	161.6	45.521	2:38.267	35:18.908	Pit	9	26.155	194.9	36.568	19.396	236.8	1:22.119
2	35.255	189.4	38.885	20.281	233.7	1:34.421	10	25.823	195.2	36.040	19.401	238.4	1:21.264
3	26.571	194.5	37.593	19.558	234.7	1:23.722	11	25.741	194.9	36.055	19.294	235.8	1:21.090
4	26.112	194.2	37.142	19.498	235.8	1:22.752	12	25.571	194.5	35.884	19.117	234.7	1:20.572
5	26.814	186.2	47.707	22.503	235.2	1:37.024	13	25.632	197.0	36.511	20.337	236.8	1:22.480
6	26.227	194.9	36.742	19.453	236.8	1:22.422	14	25.591	197.4		55.834	238.9	1:21.425
7	25.974	195.6	37.247	6:46.823	7:50.044	Pit							
8	43.230	189.8	38.102	20.039	238.4	1:41.371							



Weather/Track: Cloudy 16° /Dry 22°

Circuit Length - 3.703 kilometres
Grand Prix Circuit
Brands Hatch

Printed at 11:17, Friday, 17 July, 2009

© MST Systems Ltd, 2005 (www.mstworld.com)

Page 5

FIA Formula 2 Championship

Free Practice 1 - Sector Analysis Report

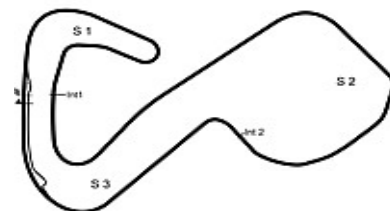
Lap S1 Time S1 Spd S2 Time S2 Spd S3 Time S3 Spd Lap Time Pit Lap S1 Time S1 Spd S2 Time S2 Spd S3 Time S3 Spd Lap Time Pit

25 PAVLOVIC SRB Bobby Tech													
1	31:18.319	156.0	46.216	1:59.248	34:03.783 Pit	9	44.120	185.2	38.359	19.787	235.2	1:42.266	
2	33.840	180.3	39.501	20.739	232.2	1:34.080	10	25.765	196.0	35.948	19.168	236.3	1:20.881
3	26.824	192.8	37.633	19.872	237.3	1:24.329	11	25.603	196.0	35.666	19.057	235.8	1:20.326
4	26.116	192.5	37.894	19.707	234.7	1:23.717	12	25.460	197.4	35.526	19.329	235.8	1:20.315
5	25.937	196.7	36.842	19.465	236.3	1:22.244	13	25.485	196.3	35.570	19.263	235.8	1:20.318
6	25.756	197.0	36.712	19.273	238.4	1:21.741	14	28.502	190.8	37.559	19.493	236.3	1:25.554
7	25.617	198.1	36.138	19.206	237.3	1:20.961	15	25.482	197.0		56.851	235.8	1:22.333
8	25.503	198.5	37.253	6:53.667		7:56.423 Pit							

27 SANCHEZ ESP Go-Karts Orihuela Costa													
1	31:31.228	155.6	54.756	1:52.804	34:18.788 Pit	9	42.516	191.8	41.053	20.503	236.3	1:44.072	
2	35.196	174.4	42.674	21.461	231.7	1:39.331	10	26.486	194.5	36.316	19.914	235.8	1:22.716
3	29.711	182.1	39.643	20.652	232.7	1:30.006	11	27.398	195.2	37.041	20.770	237.3	1:25.209
4	27.601	193.5	38.628	20.390	236.3	1:26.619	12	25.872	197.0	36.398	19.720	237.3	1:21.990
5	27.674	196.0	37.997	20.563	235.2	1:26.234	13	25.810	195.2	36.102	19.580	237.3	1:21.492
6	26.719	195.6	37.825	20.533	238.4	1:25.077	14	25.873	196.3	36.223	19.865	236.8	1:21.961
7	26.480	196.0	37.537	20.171	237.3	1:24.188	15	25.869	195.2		56.312	236.3	1:22.181
8	26.536	193.8	46.803	5:59.236		7:12.575 Pit							

31 MOORE GBR Olney Tyres & Exhausts													
1	31:31.690	148.9	54.993	2:49.704	35:16.387 Pit	8	32.897	194.2	36.858	20.082	238.4	1:29.837	
2	32.106	194.2	37.746	19.884	236.8	1:29.736	9	26.141	196.0	35.228	19.194	238.4	1:20.563
3	25.966	198.1	36.405	19.698	237.3	1:22.069	10	25.622	196.7	35.144	19.129	239.4	1:19.895
4	26.043	196.0	35.748	19.390	237.3	1:21.181	11	26.773	197.0	35.949	19.367	240.0	1:22.089
5	25.917	197.8	35.888	19.376	240.0	1:21.181	12	26.308	197.0	35.737	19.367	239.4	1:21.412
6	26.235	197.0	36.485	19.274	237.8	1:21.994							
7	1:48.762	182.1	39.726	5:22.895		7:51.383 Pit							

33 ENG AUT European Racing Events													
1	31:41.207	159.5	48.715	1:50.271	34:20.193 Pit	10	25.905	196.0	35.912	19.214	238.4	1:21.031	
2	33.021	180.0	41.867	20.107	237.8	1:34.995	11	25.844	195.6	39.473	19.152	241.0	1:24.469
3	27.471	189.4	37.248	19.768	237.8	1:24.487	12	25.814	198.1	35.941	19.032	240.0	1:20.787
4	26.229	195.6	38.472	19.668	236.8	1:24.369	13	25.761	196.7	35.764	19.199	239.4	1:20.724
5	26.277	197.0	36.548	19.410	241.0	1:22.235	14	25.642	198.1	36.099	21.469	239.4	1:23.210
6	26.240	196.7	36.690	19.373	241.6	1:22.303	15	25.711	197.8	35.890	19.590	238.9	1:21.191
7	26.014	198.5	36.688	19.610	239.4	1:22.312	16	25.582	198.8		55.552	237.8	1:21.134
8	25.864	199.2	39.140	6:15.419		7:20.423 Pit							
9	31.454	196.7	39.499	19.428	240.0	1:30.381							



Weather/Track: Cloudy 16° /Dry 22°

Circuit Length - 3.703 kilometres
Grand Prix Circuit
Brands Hatch

Printed at 11:17, Friday, 17 July, 2009

© MST Systems Ltd, 2005 (www.mstworld.com)

FIA Formula 2 Championship

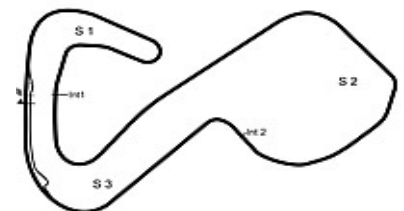
Free Practice 1 - Best Sector Times Report

POS	NO	SECTOR 1		NO	SECTOR 2		NO	SECTOR 3		NO	NAME	IDEAL/BEST LAP COMPARISON			DIFF
		TIME	LAP		TIME	LAP		TIME	LAP			IDEAL	BEST	LAP	
1	12	25.372	12	5	35.022	15	12	18.868	9	4	JOUSSE	1:19.623	1:19.712	14	+ 0.089
2	7	25.423	13	16	35.071	11	15	18.886	13	15	ALESHIN	1:19.634	1:19.634	13	+ 0.000
3	25	25.460	12	22	35.091	10	16	18.901	12	22	SOUCEK	1:19.651	1:19.867	11	+ 0.216
4	4	25.465	13	15	35.121	13	7	18.923	13	12	WICKENS	1:19.691	1:19.994	12	+ 0.303
5	10	25.494	14	2	35.141	14	21	18.928	12	16	PISCOPO	1:19.730	1:19.869	12	+ 0.139
6	18	25.567	12	31	35.144	10	22	18.973	14	2	HOHENTHAL	1:19.764	1:19.925	14	+ 0.161
7	24	25.571	12	4	35.147	14	4	19.011	14	31	MOORE	1:19.895	1:19.895	10	+ 0.000
8	33	25.582	16	21	35.265	13	11	19.012	12	5	BRUNDLE	1:19.911	1:20.146	7	+ 0.235
9	22	25.587	11	11	35.394	12	2	19.019	14	21	VASILIAUSK	1:19.960	1:20.093	15	+ 0.133
10	8	25.591	12	8	35.422	7	33	19.032	12	10	DE MARCO	1:19.996	1:20.054	14	+ 0.058
11	2	25.604	13	10	35.423	15	25	19.057	11	7	SURTEES	1:20.037	1:20.037	13	+ 0.000
12	31	25.622	10	12	35.451	9	17	19.064	12	25	PAVLOVIC	1:20.043	1:20.315	12	+ 0.272
13	15	25.627	13	3	35.465	14	10	19.079	14	11	CLARKE	1:20.049	1:20.109	15	+ 0.060
14	11	25.643	15	25	35.526	12	23	19.093	12	8	HEGEWALD	1:20.111	1:20.147	12	+ 0.036
15	5	25.681	7	20	35.617	12	8	19.098	13	33	ENG	1:20.378	1:20.724	13	+ 0.346
16	23	25.682	14	7	35.691	13	24	19.117	12	23	KARJALAIN	1:20.541	1:20.840	15	+ 0.299
17	20	25.754	12	18	35.754	12	31	19.129	10	3	PALMER	1:20.569	1:20.706	14	+ 0.137
18	16	25.758	14	33	35.764	13	3	19.141	14	24	GLADDIS	1:20.572	1:20.572	12	+ 0.000
19	21	25.767	10	23	35.766	15	5	19.208	7	18	GACHNANG	1:20.662	1:20.684	12	+ 0.022
20	17	25.807	12	24	35.884	12	6	19.287	12	20	HOING	1:20.670	1:20.852	12	+ 0.182
21	27	25.810	13	17	35.893	14	14	19.294	9	17	IACONELLI	1:20.764	1:20.984	12	+ 0.220
22	6	25.959	15	14	36.007	9	20	19.299	13	14	BORTOLOTT	1:21.316	1:21.431	7	+ 0.115
23	3	25.963	13	27	36.102	13	18	19.341	13	6	EBRAHIM	1:21.406	1:21.444	12	+ 0.038
24	14	26.015	5	6	36.160	12	27	19.580	13	27	SANCHEZ	1:21.492	1:21.492	13	+ 0.000
25	9	26.891	14	9	37.724	13	9	19.884	14	9	GANDOLFI	1:24.499	1:24.077	15	+ 0.422

'Perfect Lap' - 1:19.262



Weather/Track: Cloudy 16° /Dry 22°



Circuit Length - 3.703 kilometres
Grand Prix Circuit
Brands Hatch