



Rounds 1 & 2
Valencia, Spain
29 - 31 May 2009



Timing and Results by MST Systems Ltd

www.mstworld.com



FIA FORMULA TWO
CHAMPIONSHIP

Races 1 & 2 - Valencia

29, 30 & 31 May 2009

▲ Start line

▣ Finish & Timing "Line"

Start Line Offset 0,0m

Int 1 = @ 1,547 Km

Int 2 = @ 2,860 Km

Circuit Centerline 4,005 Km

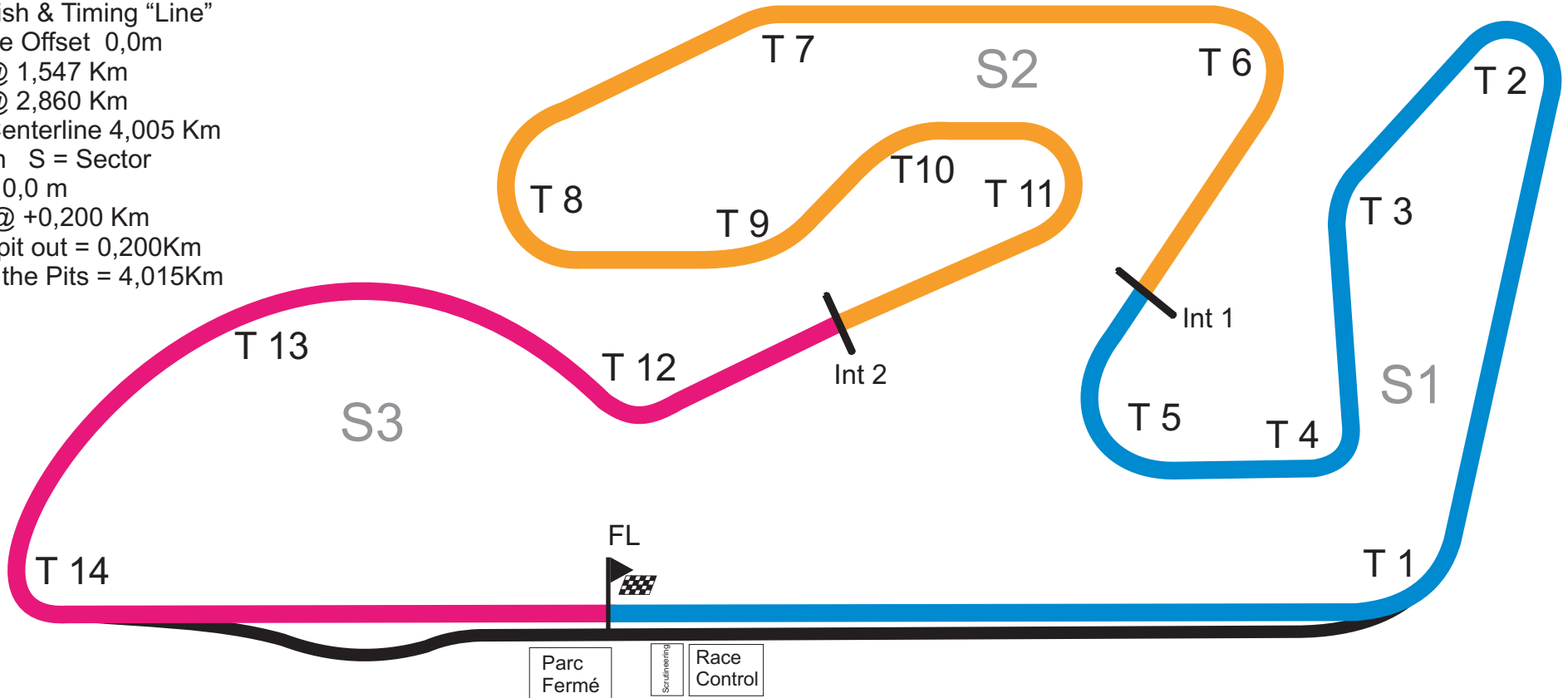
T = Turn S = Sector

Pit In @ 0,0 m

Pit Out @ +0,200 Km

Pit in to pit out = 0,200Km

A lap by the Pits = 4,015Km



FIA Formula Two Championship

FREE PRACTICE 1

POS	NO	CL	DRIVER	NAT	SPONSOR	TIME	LAPS	GAP	KPH
1	22		Andy SOUCEK	ESP	FK-Automotive	1:27.800	12		164.21
2	8		Tobias HEGEWALD	GER	Hegewald	1:28.174	17	0.374	163.51
3	12		Robert WICKENS	CAN	Red Bull Lukoil	1:28.377	13	0.577	163.14
4	25		Milos PAVLOVIC	SRB	Bobby Tech	1:28.593	11	0.793	162.74
5	14		Mirko BORTOLOTTI	ITA	Red Bull	1:28.664	16	0.864	162.61
6	15		Mikhail ALESHIN	RUS	Red Bull Lukoil	1:28.674	16	0.874	162.59
7	16		Edoardo PISCOPO	ITA	Auto Capital	1:28.802	16	1.002	162.36
8	7		Henry SURTEES	GBR	Surtees	1:28.822	13	1.022	162.32
9	27		German SANCHEZ	ESP	Go Karts Orihuela Costa	1:28.844	13	1.044	162.28
10	17		Carlos IACONELLI	BRA	Iaconelli.com	1:28.850	16	1.050	162.27
11	21		Kazim VASILIAUSKAS	LIT	Darsena	1:28.861	16	1.061	162.25
12	18		Natacha GACHNANG	SUI	Motorex	1:29.056	15	1.256	161.89
13	5		Alex BRUNDLE	GBR	Sen GAC Nasstar	1:29.217	14	1.417	161.60
14	4		Julien JOUSSE	FRA	E Leclerc	1:29.230	15	1.430	161.58
15	33		Philipp ENG	AUS	European Racing Events	1:29.403	14	1.603	161.27
16	2		Sebastian HOHENTHAL	SWE	Mafi Sweden Team	1:29.696	17	1.896	160.74
17	23		Henri KARJALAINEN	FIN	Everyman LTC Rakennus	1:29.718	14	1.918	160.70
18	20		Jens HOING	GER	Societe Generale Haskamp	1:29.924	16	2.124	160.33
19	31		Jason MOORE	GBR	Olney Tyres & Exhausts	1:29.943	14	2.143	160.30
20	3		Jolyon PALMER	GBR	Comma	1:30.226	13	2.426	159.79
21	24		Tom GLADDIS	GBR	Marrache & Co	1:30.398	17	2.598	159.49
22	11		Jack CLARKE	GBR	KSS Design Group	1:30.632	12	2.832	159.08
23	10		Nicola DE MARCO	ITA	I.T.A.S Spa	1:31.928	11	4.128	156.84
24	9		Pietro GANDOLFI	ITA	Piscine Laghetto	1:32.446	14	4.646	155.96
25	6		Armaan EBRAHIM	IND	JK Racing	27:53.919	2	26:26.119	8.61

Weather/Track: Sun 23°/Dry 37°

Valencia
Circuit Length = 4.0050 km.
Start: 09:45 End: 10:15

Race Director:	Steward:	Timekeeper:
----------------	----------	-------------

FIA Formula 2 Championship

Free Practice 1 - Sector Analysis Report

Lap S1 Time S1 Spd S2 Time S2 Spd S3 Time S3 Spd Lap Time Pit Lap S1 Time S1 Spd S2 Time S2 Spd S3 Time S3 Spd Lap Time Pit

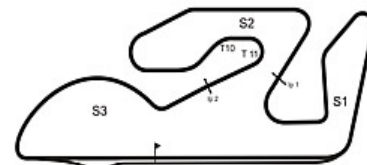
2 HOENTHAL				SWE Mafi Sweden Team				
1	11:11.274	35.863	27.519	12:14.656	10 34.183	31.488	24.246	1:29.917
2	37.676	32.908	25.411	1:35.995	11 34.040	31.782	27.205	1:33.027
3	36.970	32.608	24.554	1:34.132	12 34.151	31.926	43.528	1:49.605 Pit
4	34.495	34.238	24.596	1:33.329	13 1:57.855	31.902	24.435	2:54.192
5	34.098	31.375	24.604	1:30.077	14 34.115	31.472	24.109	1:29.696
6	35.082	31.988	24.122	1:31.192	15 34.073	31.570	24.216	1:29.859
7	34.100	31.900	24.294	1:30.294	16 34.031	35.139	29.042	1:38.212
8	34.205	31.715	33.748	1:39.668 Pit	17 34.243	31.633	26.067	1:31.943
9	3:26.899	33.355	24.685	4:24.939				

3 PALMER				GBR Comma				
1	11:12.580	35.519	27.476	12:15.575	8 34.209	33.543	34.263	1:42.015 Pit
2	37.449	33.012	25.511	1:35.972	9 10:52.628	32.134	24.826	11:49.588
3	36.953	32.414	24.962	1:34.329	10 34.346	31.689	24.477	1:30.512
4	34.537	31.729	24.641	1:30.907	11 34.139	31.539	24.548	1:30.226
5	34.374	31.708	24.949	1:31.031	12 34.339	32.089	24.615	1:31.043
6	37.386	35.232	24.854	1:37.472	13 34.657	31.683	24.694	1:31.034
7	34.793	32.994	25.956	1:33.743				

4 JOUSSE				FRA E Leclerc				
1	11:43.854	37.176	29.572	12:50.602	9 34.773	32.008	31.248	1:38.029 Pit
2	41.629	34.253	26.015	1:41.897	10 5:24.470	32.231	37.179	6:33.880 Pit
3	35.692	32.213	25.121	1:33.026	11 1:51.262	31.811	27.194	2:50.267
4	34.348	31.524	24.658	1:30.530	12 33.624	31.233	24.373	1:29.230
5	34.202	31.242	24.687	1:30.131	13 34.218	31.674	24.380	1:30.272
6	33.995	31.581	24.477	1:30.053	14 33.833	31.481	24.436	1:29.750
7	34.002	31.559	24.575	1:30.136	15 36.163	31.913	24.334	1:32.410
8	33.931	31.576	24.577	1:30.084				

5 BRUNDLE				GBR Sen GAC Nasstar				
1	10:51.867	36.643		11:50.300	9 3:51.452	31.872	24.842	4:48.166
2	41.239	31.936	24.749	1:37.924	10 1:51.959	31.522	24.630	2:48.111
3	34.703	31.368	24.466	1:30.537	11 33.667	34.806	38.868	1:47.341 Pit
4	33.848	31.562	26.686	1:32.096	12 4:03.702	31.875	24.533	5:00.110
5	34.068	31.678	24.504	1:30.250	13 34.192	32.030	30.032	1:36.254
6	33.804	31.735	24.463	1:30.002	14 34.310	32.532	24.636	1:31.478
7	33.469	31.423	24.325	1:29.217				
8	33.534	31.542	31.405	1:36.481 Pit				

6 EBRAHIM				IND JK Racing				
1	11:33.749	1:01.260	1:03.053	13:38.062 Pit				
2	26:40.915	41.875	31.129	27:53.919				



Weather/Track: Sun 23° / Dry 37°

Circuit Length - 4.005 kilometres
Circuit Ricardo Tormo
Valencia

FIA Formula 2 Championship

Free Practice 1 - Sector Analysis Report

Lap S1 Time S1 Spd S2 Time S2 Spd S3 Time S3 Spd Lap Time Pit Lap S1 Time S1 Spd S2 Time S2 Spd S3 Time S3 Spd Lap Time Pit

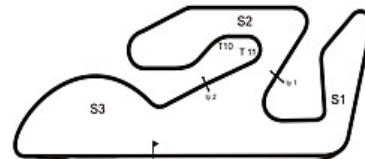
7 SURTEES				GBR		Surtees					
1	10:55.856	33.765	25.483	218.6	11:55.104	8	9:20.069	31.977	36.529	10:28.575	Pit
2	37.849	32.243	24.531		1:34.623	9	1:57.497	31.950	24.564	2:54.011	
3	35.490	31.540	24.298		1:31.328	10	34.513	31.614	24.800	1:30.927	
4	34.156	31.320	24.845		1:30.321	11	34.533	31.665	24.304	1:30.502	
5	33.997	35.853	27.335		1:37.185	12	33.914	31.539	24.351	1:29.804	
6	33.586	31.111	24.125		1:28.822	13	34.011	31.774	24.353	1:30.138	
7	33.551	31.242	30.370		1:35.163	Pit					

8 HEGEWALD				GER		Hegewald				
1	11:22.130	38.750	28.880	12:29.760	10	3:34.215	31.804	24.118	4:30.137	
2	35.355	35.103	25.478	1:35.936	11	33.559	31.125	24.011	1:28.695	
3	33.248	31.336	24.238	1:28.822	12	36.339	41.699	44.137	2:02.175	Pit
4	42.358	36.732	25.045	1:44.135	13	1:13.299	31.386	29.845	2:14.530	
5	33.340	30.915	23.922	1:28.177	14	33.558	31.297	23.937	1:28.792	
6	33.198	30.963	24.013	1:28.174	15	33.860	31.617	24.171	1:29.648	
7	34.840	32.580	24.119	1:31.539	16	33.679	31.704	24.312	1:29.695	
8	33.450	31.378	23.926	1:28.754	17	33.775	31.560	27.298	1:32.633	
9	33.595	31.636	30.713	1:35.944	Pit					

9 GANDOLFI				ITA		Piscine Laghetto				
1	10:57.303	38.492	28.505	12:04.300	9	34.695	33.146	25.895	1:33.736	
2	38.609	35.131	27.151	1:40.891	10	35.286	33.009	25.036	1:33.331	
3	36.999	33.177	25.758	1:35.934	11	35.195	32.669	25.163	1:33.027	
4	35.535	32.835	25.520	1:33.890	12	36.909	34.087	36.232	1:47.228	Pit
5	35.145	32.200	25.101	1:32.446	13	4:05.882	33.763	25.479	5:05.124	
6	35.168	40.490	28.418	1:44.076	14	35.023	32.249	25.828	1:33.100	
7	37.906	34.143	26.074	1:38.123						
8	35.663	33.045	25.320	1:34.028						

10 DE MARCO				ITA		I.T.A.S Spa				
1	11:03.364	38.100	28.390	12:09.854	7	34.212	32.453	35.596	1:42.261	Pit
2	39.276	34.510	25.961	1:39.747	8	4:08.750	32.305	32.247	5:13.302	Pit
3	40.297	36.457	26.450	1:43.204	9	3:29.063	31.780	38.466	4:39.309	Pit
4	35.552	33.013	24.778	1:33.343	10	1:56.376	32.415	26.510	2:55.301	
5	34.571	32.508	24.920	1:31.999	11	36.842	35.765	39.377	1:51.984	Pit
6	35.064	31.932	24.932	1:31.928						

11 CLARKE				GBR		KSS Design Group				
1	11:13.783	36.507	27.229	12:17.519	8	35.146	31.659	31.196	1:38.001	Pit
2	36.772	32.591	25.402	1:34.765	9	8:11.594	31.888	24.649	9:08.131	
3	38.267	39.088	26.523	1:43.878	10	34.032	31.324	25.276	1:30.632	
4	34.734	33.182	24.751	1:32.667	11	37.142	32.010	24.332	1:33.484	
5	34.236	32.514	29.671	1:36.421	Pit					
6	2:36.568	31.416	24.811	3:32.795	12	34.110	1:35.814	37.296	2:47.220	Pit
7	34.303	31.957	24.432	1:30.692						



Weather/Track: Sun 23° / Dry 37°

Circuit Length - 4.005 kilometres
Circuit Ricardo Tormo
Valencia

FIA Formula 2 Championship

Free Practice 1 - Sector Analysis Report

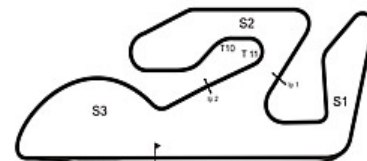
Lap S1 Time S1 Spd S2 Time S2 Spd S3 Time S3 Spd Lap Time Pit Lap S1 Time S1 Spd S2 Time S2 Spd S3 Time S3 Spd Lap Time Pit

12 WICKENS				CAN		Red Bull Lukoil			
1	11:52.126	41.977	27.459	13:01.562	8	33.171	31.720	24.030	1:28.921
2	37.429	33.653	25.593	1:36.675	9	33.243	31.492	30.381	1:35.116 Pit
3	34.477	31.423	27.285	1:33.185	10	9:03.797	31.401	23.974	9:59.172
4	46.150	38.726	27.550	1:52.426	11	33.321	31.207	24.264	1:28.792
5	33.564	31.201	24.006	1:28.771	12	35.789	31.684	24.274	1:31.747
6	33.137	31.191	24.049	1:28.377	13	34.458	32.269	24.110	1:30.837
7	38.270	33.438	24.286	1:35.994					

14 BORTOLOTTI				ITA		Red Bull			
1	11:39.649	34.461	26.098	12:40.208	10	33.534	31.369	23.946	1:28.849
2	36.756	33.872	25.737	1:36.365	11	34.919	31.561	24.270	1:30.750
3	35.044	35.530	25.380	1:35.954	12	33.547	31.769	44.067	1:49.383 Pit
4	33.661	31.374	24.147	1:29.182	13	2:56.496	31.392	24.258	3:52.146
5	33.373	31.248	24.043	1:28.664	14	33.776	31.942	24.102	1:29.820
6	33.520	31.917	33.053	1:38.490 Pit	15	33.603	32.062	24.312	1:29.977
7	3:16.480	31.940	24.463	4:12.883	16	33.750	31.980	24.168	1:29.898
8	33.467	31.743	24.172	1:29.382					
9	33.512	31.730	24.105	1:29.347					

15 ALESHIN				RUS		Red Bull Lukoil			
1	11:07.496	36.415	26.048	12:09.959	10	5:01.893	31.464	24.793	5:58.150
2	35.825	32.399	25.279	1:33.503	11	33.614	34.438	38.945	1:46.997 Pit
3	34.398	31.985	25.056	1:31.439	12	1:46.594	31.954	24.534	2:43.082
4	33.909	31.348	24.363	1:29.620	13	33.476	31.330	24.156	1:28.962
5	33.461	31.101	24.271	1:28.833	14	33.355	31.354	24.139	1:28.848
6	33.626	31.320	24.367	1:29.313	15	39.326	35.200	27.815	1:42.341
7	33.601	31.372	26.064	1:31.037	16	33.759	31.541	24.005	1:29.305
8	33.458	31.134	24.082	1:28.674					
9	35.065	32.249	31.228	1:38.542 Pit					

16 PISCOPO				ITA		Auto Capital			
1	11:17.403	36.045	26.444	12:19.892	10	33.494	31.228	24.080	1:28.802
2	37.031	34.142	25.475	1:36.648	11	33.576	31.201	39.352	1:44.129 Pit
3	35.466	33.692	24.953	1:34.111	12	2:10.572	31.445	24.283	3:06.300
4	33.792	31.541	24.192	1:29.525	13	33.710	31.076	24.200	1:28.986
5	33.639	31.124	24.207	1:28.970	14	33.803	31.275	24.132	1:29.210
6	34.530	32.327	32.035	1:38.892 Pit	15	34.283	33.703	26.940	1:34.926
7	4:19.467	33.241	24.490	5:17.198	16	34.602	31.842	24.407	1:30.851
8	34.306	31.281	23.937	1:29.524					
9	33.522	31.207	24.248	1:28.977					



Weather/Track: Sun 23° / Dry 37°

Circuit Length - 4.005 kilometres
Circuit Ricardo Tormo
Valencia

FIA Formula 2 Championship

Free Practice 1 - Sector Analysis Report

Lap S1 Time S1 Spd S2 Time S2 Spd S3 Time S3 Spd Lap Time Pit Lap S1 Time S1 Spd S2 Time S2 Spd S3 Time S3 Spd Lap Time Pit

17 IACONELLI BRA laconelli.com

1	12:19.386	35.569	29.965	13:24.920	10	4:12.381	33.149	25.245	5:10.775
2	34.408	31.028	24.183	1:29.619	11	37.008	43.553	42.762	2:03.323 Pit
3	33.321	33.266	23.942	1:30.529	12	1:11.626	33.840	26.069	2:11.535
4	33.380	31.059	25.873	1:30.312	13	33.677	31.279	24.260	1:29.216
5	33.455	31.379	24.016	1:28.850	14	33.726	31.545	24.228	1:29.499
6	33.510	31.477	24.149	1:29.136	15	33.682	33.720	25.940	1:33.342
7	36.462	31.994	24.735	1:33.191	16	34.112	32.162	31.838	1:38.112 Pit
8	33.508	31.491	23.970	1:28.969					
9	35.773	31.992	31.200	1:38.965 Pit					

18 GACHNANG SUI Motorex

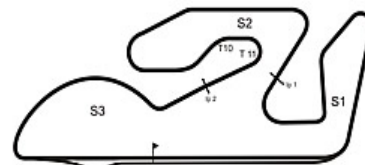
1	11:12.454	37.331	27.276	12:17.061	9	33.568	31.328	24.160	1:29.056
2	37.076	34.425	25.890	1:37.391	10	33.587	31.366	24.287	1:29.240
3	36.323	34.366	26.157	1:36.846	11	4:22.032	31.598	24.551	5:18.181
4	34.659	31.897	24.112	1:30.668	12	33.921	31.687	24.206	1:29.814
5	34.107	31.461	24.139	1:29.707	13	33.806	32.197	24.590	1:30.593
6	34.309	33.833	31.161	1:39.303 Pit	14	35.314	32.430	24.211	1:31.955
7	4:15.050	31.685	24.619	5:11.354	15	34.107	31.685	24.431	1:30.223
8	34.097	31.579	24.308	1:29.984					

20 HOING GER Societe Generale Haskamp

1	12:19.256	39.139	28.895	13:27.290	10	34.976	35.770	26.592	1:37.338
2	39.584	34.559	25.736	1:39.879	11	34.394	32.135	24.609	1:31.138
3	35.741	32.277	25.367	1:33.385	12	39.088	33.396	25.164	1:37.648
4	34.513	31.572	24.597	1:30.682	13	34.224	32.698	43.498	1:50.420 Pit
5	34.107	31.443	24.374	1:29.924	14	4:08.740	33.187	26.324	5:08.251
6	34.030	32.005	26.906	1:32.941	15	34.587	31.975	24.878	1:31.440
7	34.680	32.009	25.112	1:31.801	16	34.430	31.850	24.637	1:30.917
8	34.604	31.743	24.708	1:31.055					
9	34.363	32.240	24.850	1:31.453					

21 VASILIAUSKAS LIT Darsena

1	10:49.876	34.022	26.206	11:50.104	10	33.478	31.363	24.192	1:29.033
2	34.750	32.666	25.596	1:33.012	11	33.491	31.399	24.116	1:29.006
3	34.569	31.375	24.125	1:30.069	12	4:13.518	31.140	24.339	5:08.997
4	33.503	31.235	24.123	1:28.861	13	33.372	31.583	24.167	1:29.122
5	33.595	31.433	24.203	1:29.231	14	33.601	31.438	24.287	1:29.326
6	33.704	31.350	24.044	1:29.098	15	33.722	31.999	24.252	1:29.973
7	35.703	34.335	31.343	1:41.381 Pit	16	33.721	31.756	24.295	1:29.772
8	3:11.847	31.316	24.525	4:07.688					
9	33.716	31.280	24.089	1:29.085					



Weather/Track: Sun 23° / Dry 37°

Circuit Length - 4.005 kilometres
Circuit Ricardo Tormo
Valencia

FIA Formula 2 Championship

Free Practice 1 - Sector Analysis Report

Lap S1 Time S1 Spd S2 Time S2 Spd S3 Time S3 Spd Lap Time Pit Lap S1 Time S1 Spd S2 Time S2 Spd S3 Time S3 Spd Lap Time Pit

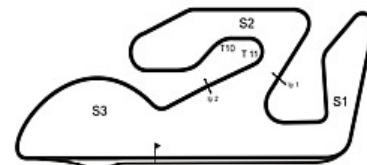
22 SOUCEK				ESP	FK-Automotive				
1	12:35.012	39.075	28.545	13:42.632	8	35.220	32.561	31.841	1:39.622 Pit
2	43.621	43.931	31.461	1:59.013	9	9:29.898	32.289	24.318	10:26.505
3	35.903	33.989	24.978	1:34.870	10	33.679	33.971	24.530	1:32.180
4	33.353	30.805	23.759	1:27.917	11	33.500	31.334	25.874	1:30.708
5	32.937	30.984	24.023	1:27.944	12	33.491	33.069	24.215	1:30.775
6	41.010	41.332	24.045	1:46.387					
7	33.093	30.931	23.776	1:27.800					

23 KARJALAINEN				FIN	Everyman LTC Rakennus				
1	11:41.856	37.191	27.938	12:46.985	9	4:08.441	31.842	24.964	5:05.247
2	37.275	35.639	25.955	1:38.869	10	34.959	1:52.541	39.794	3:07.294 Pit
3	35.180	31.989	24.877	1:32.046	11	2:46.197	32.401	24.787	3:43.385
4	34.127	31.693	24.543	1:30.363	12	34.541	32.303	25.085	1:31.929
5	33.845	31.274	24.599	1:29.718	13	34.671	32.008	24.970	1:31.649
6	34.141	31.636	24.610	1:30.387	14	34.661	32.328	24.558	1:31.547
7	34.663	32.154	24.773	1:31.590					
8	34.178	31.409	32.581	1:38.168 Pit					

24 GLADDIS				GBR	Marrache & Co				
1	11:17.139	37.375	28.008	12:22.522	10	34.348	32.008	34.462	1:40.818 Pit
2	37.057	33.518	25.215	1:35.790	11	3:02.375	35.533	25.022	4:02.930
3	34.751	34.016	25.109	1:33.876	12	34.620	32.802	44.406	1:51.828 Pit
4	34.660	31.587	24.636	1:30.883	13	1:38.283	34.523	25.405	2:38.211
5	34.626	31.766	24.791	1:31.183	14	35.498	31.833	24.901	1:32.232
6	34.529	32.574	24.369	1:31.472	15	34.165	31.720	24.533	1:30.418
7	34.766	31.480	24.660	1:30.906	16	34.325	32.771	24.611	1:31.707
8	34.159	31.399	24.889	1:30.447	17	34.408	31.852	24.612	1:30.872
9	34.293	31.525	24.580	1:30.398					

25 PAVLOVIC				SRB	Bobby Tech				
1	16:22.834	37.004	32.958	17:32.796	7	8:24.650	31.964	24.401	9:21.015
2	34.562	31.596	24.316	1:30.474	8	33.517	31.148	24.119	1:28.784
3	33.498	31.287	24.278	1:29.063	9	33.497	31.525	24.834	1:29.856
4	33.534	30.966	24.093	1:28.593	10	33.568	32.656	24.918	1:31.142
5	37.110	32.955	24.407	1:34.472	11	33.692	31.717	24.353	1:29.762
6	33.619	31.760	32.172	1:37.551 Pit					

27 SANCHEZ				ESP	Go Karts Orihuela Costa				
1	12:32.806	37.350	27.080	13:37.236	8	33.673	31.017	24.154	1:28.844
2	38.683	33.624	26.083	1:38.390	9	33.730	31.212	24.938	1:29.880
3	37.939	32.140	24.574	1:34.653	10	33.759	31.797	24.362	1:29.918
4	33.997	30.897	24.170	1:29.064	11	6:14.904	31.735	24.486	7:11.125
5	34.983	31.834	30.427	1:37.244 Pit	12	34.030	31.422	24.254	1:29.706
6	2:52.584	32.931	24.497	3:50.012	13	33.867	31.580	25.589	1:31.036
7	34.108	31.211	24.512	1:29.831					



Weather/Track: Sun 23° /Dry 37°

Circuit Length - 4.005 kilometres
Circuit Ricardo Tormo
Valencia

FIA Formula 2 Championship

Free Practice 1 - Sector Analysis Report

Lap S1 Time S1 Spd S2 Time S2 Spd S3 Time S3 Spd Lap Time Pit Lap S1 Time S1 Spd S2 Time S2 Spd S3 Time S3 Spd Lap Time Pit

31 MOORE

GBR

Olney Tyres & Exhausts

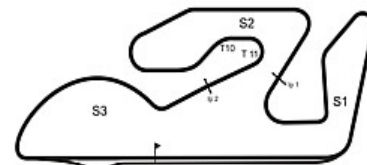
1	11:45.106	36.671	28.407	12:50.184	9	36.542	42.853	43.303	2:02.698	Pit
2	35.603	32.206	24.603	1:32.412	10	1:11.991	32.119	26.457	2:10.567	
3	34.843	32.010	25.181	1:32.034	11	34.623	31.441	24.350	1:30.414	
4	34.695	31.607	24.647	1:30.949	12	34.348	31.696	24.325	1:30.369	
5	34.211	31.506	24.226	1:29.943	13	34.160	32.528	25.048	1:31.736	
6	34.861	32.816	24.694	1:32.371	14	34.549	31.673	28.967	1:35.189	
7	35.697	32.087	31.053	1:38.837						Pit
8	7:44.529	31.851	24.474	8:40.854						

33 ENG

AUS

European Racing Events

1	12:07.461	35.372	27.711	13:10.544	9	33.801	31.434	31.303	1:36.538	Pit
2	37.672	33.060	28.104	1:38.836	10	7:47.669	31.314	24.700	8:43.683	
3	35.963	38.281	30.819	1:45.063	11	33.942	31.410	24.187	1:29.539	
4	34.207	31.646	24.400	1:30.253	12	33.865	31.533	24.365	1:29.763	
5	33.849	31.270	24.284	1:29.403	13	33.939	34.461	24.979	1:33.379	
6	33.977	31.361	24.335	1:29.673	14	34.203	31.635	31.990	1:37.828	Pit
7	33.895	31.301	24.274	1:29.470						
8	33.885	31.656	24.406	1:29.947						



Weather/Track: Sun 23° / Dry 37°

Circuit Length - 4.005 kilometres
Circuit Ricardo Tormo
Valencia

FIA Formula 2 Championship

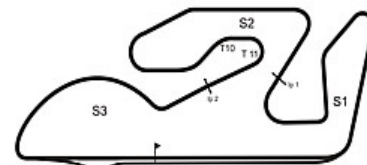
Free Practice 1 - Best Sector Times Report

POS	SECTOR 1			SECTOR 2			SECTOR 3			NAME	IDEAL/BEST LAP COMPARISON				
	NO	TIME	LAP	NO	TIME	LAP	NO	TIME	LAP		IDEAL	BEST	LAP	DIFF	
1	22	32.937	5	22	30.805	4	22	23.759	4	22	SOUCEK	1:27.501	1:27.800	7	+ 0.299
2	12	33.137	6	27	30.897	4	8	23.922	5	8	HEGEWALD	1:28.035	1:28.174	6	+ 0.139
3	8	33.198	6	8	30.915	5	16	23.937	8	17	IACONELLI	1:28.291	1:28.850	5	+ 0.559
4	17	33.321	3	25	30.966	4	17	23.942	3	12	WICKENS	1:28.302	1:28.377	6	+ 0.075
5	15	33.355	14	17	31.028	2	14	23.946	10	15	ALESHIN	1:28.461	1:28.674	8	+ 0.213
6	21	33.372	13	16	31.076	13	12	23.974	10	16	PISCOPO	1:28.507	1:28.802	10	+ 0.295
7	14	33.373	5	15	31.101	5	15	24.005	16	21	VASILIAUSK	1:28.556	1:28.861	4	+ 0.305
8	5	33.469	7	7	31.111	6	21	24.044	6	25	PAVLOVIC	1:28.556	1:28.593	4	+ 0.037
9	16	33.494	10	21	31.140	12	25	24.093	4	14	BORTOLOTT	1:28.567	1:28.664	5	+ 0.097
10	25	33.497	9	12	31.191	6	2	24.109	14	27	SANCHEZ	1:28.724	1:28.844	8	+ 0.120
11	7	33.551	7	4	31.233	12	18	24.112	4	7	SURTEES	1:28.787	1:28.822	6	+ 0.035
12	18	33.568	9	14	31.248	5	7	24.125	6	18	GACHNANG	1:29.008	1:29.056	9	+ 0.048
13	4	33.624	12	33	31.270	5	27	24.154	8	5	BRUNDLE	1:29.162	1:29.217	7	+ 0.055
14	27	33.673	8	23	31.274	5	33	24.187	11	4	JOUSSE	1:29.191	1:29.230	12	+ 0.039
15	33	33.801	9	11	31.324	10	31	24.226	5	33	ENG	1:29.258	1:29.403	5	+ 0.145
16	23	33.845	5	18	31.328	9	5	24.325	7	2	HOHENTHAL	1:29.515	1:29.696	14	+ 0.181
17	20	34.030	6	5	31.368	3	11	24.332	11	23	KARJALAIN	1:29.662	1:29.718	5	+ 0.056
18	2	34.031	16	2	31.375	5	4	24.334	15	11	CLARKE	1:29.688	1:30.632	10	+ 0.944
19	11	34.032	10	24	31.399	8	24	24.369	6	31	MOORE	1:29.827	1:29.943	5	+ 0.116
20	3	34.139	11	31	31.441	11	20	24.374	5	20	HOING	1:29.847	1:29.924	5	+ 0.077
21	24	34.159	8	20	31.443	5	3	24.477	10	24	GLADDIS	1:29.927	1:30.398	9	+ 0.471
22	31	34.160	13	3	31.539	11	23	24.543	4	3	PALMER	1:30.155	1:30.226	11	+ 0.071
23	10	34.212	7	10	31.780	9	10	24.778	4	10	DE MARCO	1:30.770	1:31.928	6	+ 1.158
24	9	34.695	9	9	32.200	5	9	25.036	10	9	GANDOLFI	1:31.931	1:32.446	5	+ 0.515
25	6	11:33.74	1	6	41.875	2	6	31.129	2	6	EBRAHIM	12:46.753	13:38.062	1	+ 51.30

'Perfect Lap' - 1:27.501



Weather/Track: Sun 23° /Dry 37°



Circuit Length - 4.005 kilometres
Circuit Ricardo Tormo
Valencia

FIA Formula Two Championship

FREE PRACTICE 2

POS	NO	CL	DRIVER	NAT	SPONSOR	TIME	LAPS	GAP	KPH
1	16		Edoardo PISCOPO	ITA	Auto Capital	1:28.599	11		162.73
2	33		Philipp ENG	AUS	European Racing Events	1:28.875	12	0.276	162.22
3	17		Carlos IACONELLI	BRA	Iaconelli.com	1:29.171	13	0.572	161.68
4	15		Mikhail ALESHIN	RUS	Red Bull Lukoil	1:29.172	11	0.573	161.68
5	22		Andy SOUCEK	ESP	FK-Automotive	1:29.208	8	0.609	161.62
6	2		Sebastian HOHENTHAL	SWE	Mafi Sweden Team	1:29.467	12	0.868	161.15
7	8		Tobias HEGEWALD	GER	Hegewald	1:29.532	16	0.933	161.03
8	14		Mirko BORTOLOTTI	ITA	Red Bull	1:29.838	13	1.239	160.48
9	4		Julien JOUSSE	FRA	E Leclerc	1:29.840	17	1.241	160.48
10	25		Milos PAVLOVIC	SRB	Bobby Tech	1:29.917	14	1.318	160.34
11	21		Kazim VASILIAUSKAS	LIT	Darsena	1:29.984	14	1.385	160.22
12	7		Henry SURTEES	GBR	Surtees	1:30.115	14	1.516	159.99
13	10		Nicola DE MARCO	ITA	I.T.A.S Spa	1:30.205	12	1.606	159.83
14	6		Armaan EBRAHIM	IND	JK Racing	1:30.245	15	1.646	159.76
15	12		Robert WICKENS	CAN	Red Bull Lukoil	1:30.506	12	1.907	159.30
16	18		Natacha GACHNANG	SUI	Motorex	1:30.507	11	1.908	159.30
17	23		Henri KARJALAINEN	FIN	Everyman LTC Rakennus	1:30.542	15	1.943	159.24
18	11		Jack CLARKE	GBR	KSS Design Group	1:30.621	10	2.022	159.10
19	27		German SANCHEZ	ESP	Go Karts Orihuela Costa	1:30.644	7	2.045	159.06
20	5		Alex BRUNDLE	GBR	Sen GAC Nasstar	1:30.711	16	2.112	158.94
21	20		Jens HOING	GER	HASKAMP & Societe Generale	1:30.849	16	2.250	158.70
22	31		Jason MOORE	GBR	Olney Tyres & Exhausts	1:30.922	17	2.323	158.57
23	24		Tom GLADDIS	GBR	Marrache & Co	1:31.719	19	3.120	157.19
24	3		Jolyon PALMER	GBR	Comma	1:31.984	3	3.385	156.74
25	9		Pietro GANDOLFI	ITA	Piscine Laghetto	1:32.837	16	4.238	155.30

Weather/Track: Sun 25°/Dry 48°

Valencia
Circuit Length = 4.0050 km.
Start: 13:30 End: 14:00

Race Director:	Steward:	Timekeeper:
----------------	----------	-------------

FIA Formula Two Championship

Free Practice 2 - Sector Analysis Report

Lap S1 Time S1 Spd S2 Time S2 Spd S3 Time S3 Spd Lap Time Pit Lap S1 Time S1 Spd S2 Time S2 Spd S3 Time S3 Spd Lap Time Pit

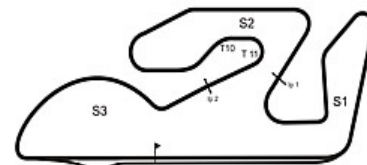
2 HOENTHAL				SWE		Mafi Sweden Team					
1	11:22.210	33.893	25.719	224.0	12:21.822	8	33.879	31.465	24.123	235.2	1:29.467
2	38.537	33.998	24.902	226.8	1:37.437	9	36.174	32.951	27.227	227.3	1:36.352
3	34.936	32.134	24.808	227.3	1:31.878	10	34.237	31.658	24.132	235.2	1:30.027
4	35.726	34.514	27.080	227.8	1:37.320	11	34.187	32.280	24.693	225.4	1:31.160
5	36.233	33.207	35.216		1:44.656 Pit	12	34.777	31.799	32.447		1:39.023 Pit
6	8:37.724	36.294	26.428	234.2	9:40.446						
7	34.452	31.580	24.247	235.2	1:30.279						

3 PALMER				GBR		Comma					
1	10:58.829	33.886	24.991	224.0	11:57.706	3	34.803	33.508	25.807	225.4	1:34.118
2	35.086	32.075	24.823	226.4	1:31.984						

4 JOUSSE				FRA		E Leclerc					
1	12:32.638	36.215	25.219	225.0	13:34.072	10	34.066	31.644	24.212	227.8	1:29.922
2	33.946	31.393	24.661	230.7	1:30.000	11	33.928	31.636	24.276	227.8	1:29.840
3	41.599	32.751	24.349	226.4	1:38.699	12	34.518	32.161	24.527	235.2	1:31.206
4	33.838	31.589	24.613	233.7	1:30.040	13	34.832	31.953	24.446	226.4	1:31.231
5	36.833	35.056	36.646		1:48.535 Pit	14	35.362	36.966	24.683	225.9	1:37.011
6	3:03.913	35.758	25.038	225.0	4:04.709	15	33.979	31.708	24.309	226.8	1:29.996
7	34.148	31.484	24.336	225.9	1:29.968	16	33.920	31.868	24.501	226.4	1:30.289
8	33.630	31.704	24.791	226.4	1:30.125	17	33.924	31.782	24.224	227.8	1:29.930
9	34.226	31.633	24.358	228.8	1:30.217						

5 BRUNDLE				GBR		Sen GAC Nasstar					
1	10:44.866	33.153	27.656	224.5	11:45.675	10	34.252	32.437	24.595	228.3	1:31.284
2	34.718	32.214	25.132	227.8	1:32.064	11	34.661	32.092	24.556	229.2	1:31.309
3	35.052	32.022	24.874	227.3	1:31.948	12	34.274	31.834	24.627	228.3	1:30.735
4	34.181	32.118	24.412	228.3	1:30.711	13	34.501	48.961	25.263	227.8	1:48.725
5	34.191	32.161	24.581	227.8	1:30.933	14	34.554	32.867	31.570		1:38.991 Pit
6	34.149	31.959	24.800	226.4	1:30.908	15	2:39.271	32.584	24.966	227.8	3:36.821
7	34.509	33.223	24.731	227.3	1:32.463	16	34.326	32.089	25.052	228.8	1:31.467
8	34.192	32.154	32.054		1:38.400 Pit						
9	3:40.298	32.524	24.863	225.9	4:37.685						

6 EBRAHIM				IND		JK Racing					
1	10:58.028	38.217	28.075	224.0	12:04.320	9	34.172	31.603	24.470	226.4	1:30.245
2	41.913	36.512	26.187	224.5	1:44.612	10	37.525	33.422	30.403		1:41.350 Pit
3	40.134	34.727	25.202	226.4	1:40.063	11	4:40.617	36.913	26.329	225.0	5:43.859
4	35.070	32.227	24.683	227.3	1:31.980	12	37.942	34.455	24.959	225.4	1:37.356
5	34.247	33.291	33.115		1:40.653 Pit	13	34.463	32.029	24.436	234.7	1:30.928
6	3:24.031	33.084	26.424	230.2	4:23.539	14	34.231	31.840	24.505	234.7	1:30.576
7	35.304	32.518	24.588	226.4	1:32.410	15	34.011	32.042	24.406	236.8	1:30.459
8	34.466	32.312	24.372	235.2	1:31.150						



Weather/Track: Sun 25° /Dry 48°

Circuit Length - 4.005 kilometres
Circuit Ricardo Tormo
Valencia

FIA Formula Two Championship

Free Practice 2 - Sector Analysis Report

Lap S1 Time S1 Spd S2 Time S2 Spd S3 Time S3 Spd Lap Time Pit Lap S1 Time S1 Spd S2 Time S2 Spd S3 Time S3 Spd Lap Time Pit

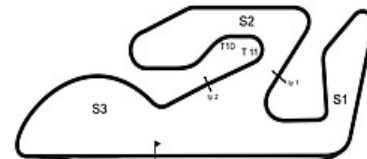
7 SURTEES				GBR Surtees							
1	10:46.779	33.062	26.195	225.9	11:46.036	9	9:43.473	32.799	25.473	226.4	10:41.745
2	34.581	34.874	25.583	236.3	1:35.038	10	34.360	32.654	24.692	227.3	1:31.706
3	33.934	31.638	24.543	230.2	1:30.115	11	34.800	32.543	24.517	227.8	1:31.860
4	34.480	31.813	27.643	235.8	1:33.936	12	34.405	32.138	24.644	229.2	1:31.187
5	33.783	32.501	24.802	227.3	1:31.086	13	34.333	32.020	24.563	236.3	1:30.916
6	34.334	32.212	24.743	227.8	1:31.289	14	34.257	32.027	24.628	229.7	1:30.912
7	34.160	32.475	24.771	229.2	1:31.406						
8	34.551	32.008	30.902		1:37.461 Pit						

8 HEGEWALD				GER Hegewald							
1	10:46.366	33.138	25.495	229.2	11:44.999	10	36.153	34.111	24.431	240.5	1:34.695
2	34.171	31.925	24.687	230.7	1:30.783	11	33.859	31.799	24.165	232.2	1:29.823
3	34.008	31.748	24.956	231.7	1:30.712	12	34.119	31.575	24.194	239.4	1:29.888
4	34.056	31.600	24.122	231.7	1:29.778	13	34.053	31.925	24.691	231.7	1:30.669
5	33.847	31.818	24.137	240.5	1:29.802	14	34.625	32.780	31.580		1:38.985 Pit
6	34.833	32.442	32.129		1:39.404 Pit	15	3:44.317	32.180	24.305	230.2	4:40.802
7	3:58.230	36.736	29.143	229.7	5:04.109	16	34.120	31.537	24.093	238.9	1:29.750
8	34.194	31.849	24.108	229.7	1:30.151						
9	33.957	31.368	24.207	230.7	1:29.532						

9 GANDOLFI				ITA Piscine Laghetto							
1	10:51.828	34.887	27.038	223.6	11:53.753	10	36.131	33.351	36.037		1:45.519 Pit
2	35.990	33.491	25.409	225.4	1:34.890	11	3:38.262	33.053	25.475	225.4	4:36.790
3	35.385	33.442	26.907	225.0	1:35.734	12	35.165	32.727	1:46.509	212.1	2:54.401
4	36.209	32.728	25.306	225.0	1:34.243	13	37.177	33.206	27.015	220.8	1:37.398
5	35.548	33.215	25.219	233.2	1:33.982	14	35.359	32.766	25.142	225.0	1:33.267
6	35.137	32.451	25.249	224.5	1:32.837	15	35.122	32.863	24.986	233.7	1:32.971
7	35.023	33.018	25.181	225.4	1:33.222	16	34.987	33.918	24.999	225.9	1:33.904
8	36.793	40.295	29.219	231.2	1:46.307						
9	37.160	34.558	25.447	225.9	1:37.165						

10 DE MARCO				ITA I.T.A.S Spa							
1	11:23.376	33.770	25.536	225.0	12:22.682	8	5:10.236	32.424	24.795	224.5	6:07.455
2	34.750	31.647	24.503	226.4	1:30.900	9	33.977	32.057	24.650	225.9	1:30.684
3	34.301	31.856	24.770	227.8	1:30.927	10	34.988	34.468	24.974	226.8	1:34.430
4	34.020	31.614	24.571	226.8	1:30.205	11	34.668	32.386	32.432		1:39.486 Pit
5	34.321	32.410	24.956	226.4	1:31.687	12	7:49.316	33.240	24.709	225.0	8:47.265
6	34.226	31.998	24.625	225.9	1:30.849						
7	34.770	33.178	33.398		1:41.346 Pit						

11 CLARKE				GBR KSS Design Group							
1	11:43.157	32.556	24.742	224.5	12:40.455	7	34.925	2:23.018	38.181		3:36.124 Pit
2	35.097	31.836	25.076	225.4	1:32.009	8	2:22.837	31.982	25.456	233.7	3:20.275
3	34.558	31.562	24.501	225.9	1:30.621	9	35.005	32.028	24.438	233.7	1:31.471
4	34.511	31.849	24.845	226.8	1:31.205	10	34.541	3:12.192	34.238		4:20.971 Pit
5	34.316	32.361	34.273		1:40.950 Pit						
6	3:45.261	35.171	26.330	225.9	4:46.762						



Weather/Track: Sun 25° / Dry 48°

Circuit Length - 4.005 kilometres
Circuit Ricardo Tormo
Valencia

FIA Formula Two Championship

Free Practice 2 - Sector Analysis Report

Lap S1 Time S1 Spd S2 Time S2 Spd S3 Time S3 Spd Lap Time Pit Lap S1 Time S1 Spd S2 Time S2 Spd S3 Time S3 Spd Lap Time Pit

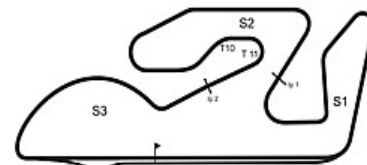
12 WICKENS				CAN		Red Bull Lukoil					
1	11:53.159	32.790	24.534	226.8	12:50.483	8	34.061	33.209	27.948	228.3	1:35.218
2	34.053	31.568	25.034	213.8	1:30.655	9	34.283	31.641	25.260	228.3	1:31.184
3	34.322	31.373	24.811	234.2	1:30.506	10	34.172	32.246	24.565	227.8	1:30.983
4	33.566	33.263	24.467	228.3	1:31.296	11	35.528	31.963	29.075		1:36.566 Pit
5	33.684	33.322	24.396	227.8	1:31.402	12	4:52.265	31.908	25.805	229.2	5:49.978
6	35.193	32.616	30.061		1:37.870 Pit						
7	8:12.220	31.926	24.371	236.3	9:08.517						

14 BORTOLOTTI				ITA		Red Bull					
1	11:14.694	33.088	25.576	225.0	12:13.358	8	34.500	32.340	24.482	235.8	1:31.322
2	34.256	32.112	24.295	227.8	1:30.663	9	33.907	33.253	24.779	227.8	1:31.939
3	34.244	31.424	24.170	234.7	1:29.838	10	34.163	32.492	32.044		1:38.699 Pit
4	33.957	31.825	24.428	228.3	1:30.210	11	7:04.991	33.446	26.767	225.9	8:05.204
5	34.361	33.862	24.328	227.8	1:32.551	12	1:57.666	37.084	44.021		3:18.771 Pit
6	33.979	32.599	26.460	233.2	1:33.038	13	1:44.684	32.113	24.670	227.8	2:41.467
7	33.876	32.044	24.464	230.2	1:30.384						

15 ALESHIN				RUS		Red Bull Lukoil					
1	11:50.992	32.507	24.838	225.0	12:48.337	7	34.648	32.103	30.402		1:37.153 Pit
2	34.274	31.753	24.743	226.4	1:30.770	8	8:02.285	37.576	24.820	223.6	9:04.681
3	33.972	31.591	33.846		1:39.409 Pit	9	33.639	31.265	24.268	225.0	1:29.172
4	6:07.600	34.409	28.214	226.8	7:10.223	10	33.623	41.390	24.585	233.7	1:39.598
5	34.392	32.142	24.685	226.4	1:31.219	11	43.166	33.118	24.940	232.2	1:41.224
6	33.961	31.924	24.469	226.8	1:30.354						

16 PISCOPO				ITA		Auto Capital					
1	11:28.803	33.112	25.911	225.4	12:27.826	7	35.031	33.907	33.244		1:42.182 Pit
2	34.209	32.820	26.740	228.3	1:33.769	8	9:27.613	32.069	24.449	224.0	10:24.131
3	34.076	31.643	24.545	229.2	1:30.264	9	33.615	31.095	23.892	232.7	1:28.602
4	36.886	38.107	32.887		1:47.880 Pit	10	33.544	31.118	23.937	234.2	1:28.599
5	4:04.458	32.296	24.485	226.4	5:01.239	11	33.751	31.228	23.789	234.2	1:28.768
6	35.331	32.029	24.476	226.4	1:31.836						

17 IACONELLI				BRA		Iaconelli.com					
1	11:32.682	33.880	25.321	223.6	12:31.883	8	10:14.780	41.096	27.962	231.7	11:23.838
2	34.225	31.751	24.673	227.3	1:30.649	9	33.809	31.319	24.192	234.2	1:29.320
3	39.205	32.292	24.735	226.8	1:36.232	10	33.845	36.111	25.270	235.8	1:35.226
4	33.933	31.797	24.462	228.8	1:30.192	11	33.550	31.610	24.011	237.8	1:29.171
5	38.262	37.947	24.877	227.3	1:41.086	12	34.982	32.927	24.232	237.8	1:32.141
6	34.166	31.739	24.289	226.4	1:30.194	13	33.576	31.831	24.268	228.8	1:29.675
7	35.038	32.470	30.983		1:38.491 Pit						



Weather/Track: Sun 25° /Dry 48°

Circuit Length - 4.005 kilometres
Circuit Ricardo Tormo
Valencia

FIA Formula Two Championship

Free Practice 2 - Sector Analysis Report

Lap S1 Time S1 Spd S2 Time S2 Spd S3 Time S3 Spd Lap Time Pit Lap S1 Time S1 Spd S2 Time S2 Spd S3 Time S3 Spd Lap Time Pit

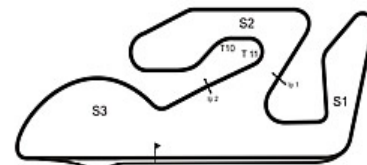
18 GACHNANG				SUI				Motorex			
1	11:35.327	33.413	25.424	224.0	12:34.164	7	5:50.323	32.012	24.628	225.0	6:46.963
2	34.873	31.850	24.442	225.9	1:31.165	8	34.563	32.053	24.472	227.8	1:31.088
3	34.512	31.789	24.512	226.4	1:30.813	9	34.269	32.064	24.594	226.4	1:30.927
4	34.049	31.982	24.476	225.9	1:30.507	10	34.543	32.722	29.787		1:37.052 Pit
5	33.960	32.275	24.547	226.4	1:30.782	11	6:49.973	36.368	25.791	220.4	7:52.132
6	1:18.564	33.678	31.238		2:23.480 Pit						

20 HOING				GER				HASKAMP & Societe Generale			
1	12:10.608	38.990	27.155	224.5	13:16.753	10	35.683	32.583	24.818	224.5	1:33.084
2	35.817	33.292	24.840	226.8	1:33.949	11	34.935	32.320	26.398	227.3	1:33.653
3	34.563	31.738	24.548	228.8	1:30.849	12	35.407	32.738	25.084	230.7	1:33.229
4	34.259	32.590	24.925	228.8	1:31.774	13	35.630	32.045	25.023	232.2	1:32.698
5	34.404	32.275	24.629	228.3	1:31.308	14	34.728	32.003	24.521	233.7	1:31.252
6	34.566	32.116	24.718	233.2	1:31.400	15	34.630	32.932	24.922	225.9	1:32.484
7	34.432	32.485	24.825	231.2	1:31.742	16	35.033	32.028	26.541	222.2	1:33.602
8	35.126	32.883	32.097		1:40.106 Pit						
9	5:09.891	33.307	25.535	230.7	6:08.733						

21 VASILIAUSKAS				LIT				Darsena			
1	10:53.270	33.690	26.058	224.5	11:53.018	9	4:58.290	32.428	24.819	225.0	5:55.537
2	34.691	32.101	24.670	225.4	1:31.462	10	34.543	32.104	24.582	225.4	1:31.229
3	34.175	32.184	24.637	226.4	1:30.996	11	34.306	31.827	24.480	225.0	1:30.613
4	34.114	31.849	24.623	228.8	1:30.586	12	33.999	32.199	24.233	230.7	1:30.431
5	33.908	32.261	24.616	227.3	1:30.785	13	35.685	33.579	24.568	229.2	1:33.832
6	35.720	34.728	25.069	225.4	1:35.517	14	34.282	32.168	24.541	226.4	1:30.991
7	34.085	31.681	24.218	232.7	1:29.984						
8		5:22.623			5:53.815 Pit						

22 SOUCEK				ESP				FK-Automotive			
1	12:15.200	33.627	24.865	225.9	13:13.692	6	5:53.758	31.693	24.387	229.7	6:49.838
2	34.041	31.438	24.146	233.7	1:29.625	7	35.702	34.387	31.823		1:41.912 Pit
3	33.457	31.479	24.272	225.9	1:29.208	8	9:19.435	32.022	24.283	233.7	10:15.740
4	33.850	32.567	36.205		1:42.622 Pit						
5	3:40.994	36.122	36.405		4:53.521 Pit						

23 KARJALAINEN				FIN				Everyman LTC Rakennus			
1	11:07.394	33.905	25.633	225.0	12:06.932	9	33.980	32.136	24.426	235.2	1:30.542
2	36.324	32.680	24.798	225.9	1:33.802	10	34.048	31.838	24.721	236.3	1:30.607
3	34.267	32.086	24.768	226.8	1:31.121	11	34.208	32.467	24.593	235.2	1:31.268
4	35.392	33.185	24.946	226.4	1:33.523	12	34.653	33.309	28.467	235.8	1:36.429
5	35.030	32.837	24.738	226.4	1:32.605	13	34.040	32.346	24.313	235.2	1:30.699
6	34.961	32.511	34.997		1:42.469 Pit	14	33.994	32.464	24.789	227.3	1:31.247
7	7:40.430	33.201	25.280	230.7	8:38.911	15	34.154	32.233	24.729	228.3	1:31.116
8	35.286	32.190	24.704	234.7	1:32.180						



Weather/Track: Sun 25° /Dry 48°

Circuit Length - 4.005 kilometres
Circuit Ricardo Tormo
Valencia

FIA Formula Two Championship

Free Practice 2 - Sector Analysis Report

Lap S1 Time S1 Spd S2 Time S2 Spd S3 Time S3 Spd Lap Time Pit Lap S1 Time S1 Spd S2 Time S2 Spd S3 Time S3 Spd Lap Time Pit

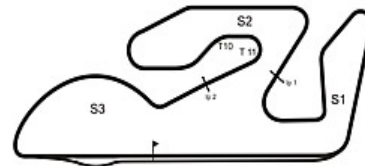
24 GLADDIS				GBR		Marrache & Co					
1	11:23.001	33.915	26.348	221.7	12:23.264	11	34.797	32.360	24.839	223.1	1:31.996
2	36.057	32.399	24.874	222.2	1:33.330	12	34.866	32.169	24.992	227.8	1:32.027
3	34.995	32.509	26.185	226.8	1:33.689	13	35.489	33.827	25.402	222.6	1:34.718
4	35.254	32.565	25.312	222.6	1:33.131	14	35.441	32.039	25.220	223.6	1:32.700
5	34.823	32.003	24.926	222.6	1:31.752	15	34.943	32.049	24.970	223.6	1:31.962
6	35.307	32.025	24.844	222.2	1:32.176	16	36.145	32.842	25.929	225.4	1:34.916
7	34.871	32.106	24.971	224.0	1:31.948	17	34.655	32.499	25.248	227.3	1:32.402
8	34.687	33.078	25.202	224.0	1:32.967	18	34.657	32.215	24.847	224.0	1:31.719
9	35.101	32.358	25.255	223.1	1:32.714	19	35.239	32.477	33.653		1:41.369 Pit
10	34.881	32.226	25.303	230.2	1:32.410						

25 PAVLOVIC				SRB		Bobby Tech					
1	11:58.648	32.555	25.339	223.6	12:56.542	9	36.732	33.626	32.915		1:43.273 Pit
2	34.266	31.695	24.514	227.3	1:30.475	10	8:21.276	34.959	24.789	226.4	9:21.024
3	33.869	31.580	24.468	227.8	1:29.917	11	34.841	33.132	28.135	225.0	1:36.108
4	33.825	31.763	24.436	227.8	1:30.024	12	34.084	31.659	24.214	235.2	1:29.957
5	33.826	33.639	25.421	227.8	1:32.886	13	33.999	32.212	24.356	236.3	1:30.567
6	36.696	33.718	25.251	227.3	1:35.665	14	33.875	31.922	24.408	228.3	1:30.205
7	34.926	32.277	24.720	235.8	1:31.923						
8	34.294	32.569	24.772	231.7	1:31.635						

27 SANCHEZ				ESP		Go Karts Orihuela Costa					
1	11:19.499	33.515	25.093	224.0	12:18.107	5	34.270	31.854	24.590	225.9	1:30.714
2	34.862	31.601	24.745	227.3	1:31.208	6	34.303	31.686	25.003	225.0	1:30.992
3	34.617	31.524	24.503	225.9	1:30.644	7	34.837	31.900	32.764		1:39.501 Pit
4	34.194	31.739	24.828	224.5	1:30.761						

31 MOORE				GBR		Olney Tyres & Exhausts					
1	11:24.443	33.235	27.495	225.4	12:25.173	10	34.367	31.838	24.717	232.2	1:30.922
2	35.383	32.238	24.799	226.8	1:32.420	11	34.775	32.388	24.554	235.2	1:31.717
3	34.561	32.145	25.011	228.8	1:31.717	12	34.398	32.296	29.795		1:36.489 Pit
4	35.642	31.900	29.903		1:37.445 Pit	13	4:14.482	33.397	26.238	237.3	5:14.117
5	1:01.670	32.314	24.404	226.4	1:58.388	14	35.251	32.083	24.684	234.2	1:32.018
6	34.700	31.935	24.733	226.8	1:31.368	15	34.984	32.137	24.532	235.2	1:31.653
7	34.673	32.015	24.820	228.3	1:31.508	16	34.482	32.074	24.696	225.9	1:31.252
8	34.735	32.137	25.125	227.3	1:31.997	17	34.628	41.621	25.202	227.3	1:41.451
9	34.781	31.839	24.429	233.7	1:31.049						

33 ENG				AUS		European Racing Events					
1	11:38.822	34.836	24.827	225.4	12:38.485	8	8:39.073	34.769	25.369	223.1	9:39.211
2	34.466	31.903	24.755	225.4	1:31.124	9	33.870	32.954	24.293	225.0	1:31.117
3	34.344	31.811	24.448	226.8	1:30.603	10	33.538	31.164	24.173	226.4	1:28.875
4	34.159	31.971	30.215		1:36.345 Pit	11	33.470	31.278	24.410	224.0	1:29.158
5	3:55.669	32.947	24.767	226.4	4:53.383	12	33.799	31.585	24.297	226.8	1:29.681
6	34.850	34.144	24.824	225.0	1:33.818						
7	34.383	32.370	32.367		1:39.120 Pit						



Weather/Track: Sun 25° / Dry 48°

Circuit Length - 4.005 kilometres
Circuit Ricardo Tormo
Valencia

FIA Formula Two Championship

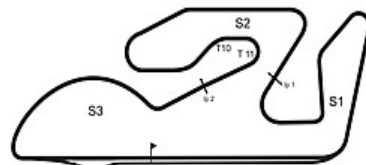
Free Practice 2 - Best Sector Times Report

POS	NO	SECTOR 1		SECTOR 2		SECTOR 3		IDEAL/BEST LAP COMPARISON							
		TIME	LAP	NO	TIME	LAP	NO	TIME	LAP	NO	NAME	IDEAL	BEST	LAP	DIFF
1	22	33.457	3	16	31.095	9	16	23.789	11	16	PISCOPO	1:28.428	1:28.599	10	+ 0.171
2	33	33.470	11	33	31.164	10	17	24.011	11	33	ENG	1:28.807	1:28.875	10	+ 0.068
3	16	33.544	10	15	31.265	9	8	24.093	16	17	IACONELLI	1:28.880	1:29.171	11	+ 0.291
4	17	33.550	11	17	31.319	9	2	24.123	8	22	SOUCEK	1:29.041	1:29.208	3	+ 0.167
5	12	33.566	4	8	31.368	9	22	24.146	2	15	ALESHIN	1:29.156	1:29.172	9	+ 0.016
6	15	33.623	10	12	31.373	3	14	24.170	3	4	JOUSSE	1:29.235	1:29.840	11	+ 0.605
7	4	33.630	8	4	31.393	2	33	24.173	10	8	HEGEWALD	1:29.308	1:29.532	9	+ 0.224
8	7	33.783	5	14	31.424	3	4	24.212	10	12	WICKENS	1:29.310	1:30.506	3	+ 1.196
9	25	33.825	4	22	31.438	2	25	24.214	12	2	HOHENTHAL	1:29.467	1:29.467	8	+ 0.000
10	8	33.847	5	2	31.465	8	21	24.218	7	14	BORTOLOTT	1:29.470	1:29.838	3	+ 0.368
11	14	33.876	7	27	31.524	3	15	24.268	9	25	PAVLOVIC	1:29.619	1:29.917	3	+ 0.298
12	2	33.879	8	11	31.562	3	23	24.313	13	21	VASILIAUSK	1:29.807	1:29.984	7	+ 0.177
13	21	33.908	5	25	31.580	3	12	24.371	7	7	SURTEES	1:29.938	1:30.115	3	+ 0.177
14	18	33.960	5	6	31.603	9	6	24.372	8	6	EBRAHIM	1:29.986	1:30.245	9	+ 0.259
15	10	33.977	9	10	31.614	4	31	24.404	5	10	DE MARCO	1:30.094	1:30.205	4	+ 0.111
16	23	33.980	9	7	31.638	3	5	24.412	4	23	KARJALAIN	1:30.131	1:30.542	9	+ 0.411
17	6	34.011	15	21	31.681	7	11	24.438	9	18	GACHNANG	1:30.191	1:30.507	4	+ 0.316
18	5	34.149	6	20	31.738	3	18	24.442	2	27	SANCHEZ	1:30.221	1:30.644	3	+ 0.423
19	27	34.194	4	18	31.789	3	10	24.503	2	11	CLARKE	1:30.316	1:30.621	3	+ 0.305
20	20	34.259	4	5	31.834	12	27	24.503	3	5	BRUNDLE	1:30.395	1:30.711	4	+ 0.316
21	11	34.316	5	23	31.838	10	7	24.517	11	20	HOING	1:30.518	1:30.849	3	+ 0.331
22	31	34.367	10	31	31.838	10	20	24.521	14	31	MOORE	1:30.609	1:30.922	10	+ 0.313
23	24	34.655	17	24	32.003	5	3	24.823	2	24	GLADDIS	1:31.497	1:31.719	18	+ 0.222
24	3	34.803	3	3	32.075	2	24	24.839	11	3	PALMER	1:31.701	1:31.984	2	+ 0.283
25	9	34.987	16	9	32.451	6	9	24.986	15	9	GANDOLFI	1:32.424	1:32.837	6	+ 0.413

'Perfect Lap' - 1:28.341



Weather/Track: Sun 25° /Dry 48°



Circuit Length - 4.005 kilometres
Circuit Ricardo Tormo
Valencia

FIA Formula Two Championship QUALIFYING 1

POS	NO	CL	DRIVER	NAT	SPONSOR	TIME	LAPS	GAP	KPH
1	12		Robert WICKENS	CAN	Red Bull Lukoil	1:27.775	11		164.26
2	8		Tobias HEGEWALD	GER	Hegewald	1:27.789	15	0.014	164.23
3	22		Andy SOUCEK	ESP	FK-Automotive	1:27.953	13	0.178	163.92
4	17		Carlos IACONELLI	BRA	Iaconelli.com	1:27.955	12	0.180	163.92
5	15		Mikhail ALESHIN	RUS	Red Bull Lukoil	1:28.113	12	0.338	163.63
6	4		Julien JOUSSE	FRA	E Leclerc	1:28.113	10	0.338	163.63
7	16		Edoardo PISCOPO	ITA	Auto Capital	1:28.130	12	0.355	163.59
8	25		Milos PAVLOVIC	SRB	Bobby Tech	1:28.243	15	0.468	163.39
9	21		Kazim VASILIAUSKAS	LIT	Darsena	1:28.315	11	0.540	163.25
10	7		Henry SURTEES	GBR	Surtees	1:28.390	12	0.615	163.11
11	33		Philipp ENG	AUS	European Racing Events	1:28.461	13	0.686	162.98
12	14		Mirko BORTOLOTTI	ITA	Red Bull	1:28.470	13	0.695	162.97
13	3		Jolyon PALMER	GBR	Comma	1:28.640	11	0.865	162.65
14	18		Natacha GACHNANG	SUI	Motorex	1:28.729	9	0.954	162.49
15	2		Sebastian HOHENTHAL	SWE	Mafi Sweden Team	1:28.755	13	0.980	162.44
16	5		Alex BRUNDLE	GBR	Sen GAC Nasstar	1:29.123	14	1.348	161.77
17	11		Jack CLARKE	GBR	KSS Design Group	1:29.151	5	1.376	161.72
18	10		Nicola DE MARCO	ITA	I.T.A.S Spa	1:29.184	11	1.409	161.66
19	27		German SANCHEZ	ESP	Go Karts Orihuela Costa	1:29.240	12	1.465	161.56
20	6		Armaan EBRAHIM	IND	JK Racing	1:29.343	12	1.568	161.37
21	23		Henri KARJALAINEN	FIN	Everyman LTC Rakennus	1:29.422	12	1.647	161.23
22	20		Jens HOING	GER	HASKAMP & Societe Generale	1:29.519	12	1.744	161.06
23	24		Tom GLADDIS	GBR	Marrache & Co	1:30.145	15	2.370	159.94
24	9		Pietro GANDOLFI	ITA	Piscine Laghetto	1:30.743	15	2.968	158.88
25	31		Jason MOORE	GBR	Olney Tyres & Exhausts	1:31.661	4	3.886	157.29

QUALIFICATION MAXIMA 1:33.919

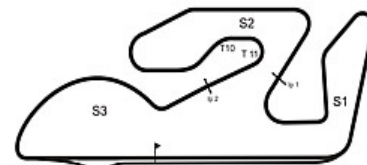
Weather/Track: Sun 25°/Dry 35°

Valencia
Circuit Length = 4.0050 km.
Start: 17:30 End: 18:00

Race Director:	Steward:	Timekeeper:
----------------	----------	-------------

FIA Formula Two Championship Qualifying 1 - Sector Analysis Report

Lap	S1 Time	S1 Spd	S2 Time	S2 Spd	S3 Time	S3 Spd	Lap Time	Pit	Lap	S1 Time	S1 Spd	S2 Time	S2 Spd	S3 Time	S3 Spd	Lap Time	Pit
2 HOENTHAL SWE Mafi Sweden Team																	
1	11:04.408		34.533		25.524	226.4	12:04.465		8	6:47.705		38.204		26.676	226.8	7:52.585	
2	35.643		32.098		24.692	227.8	1:32.433		9	35.897		33.512		25.466	225.9	1:34.875	
3	34.521		31.538		24.510	228.8	1:30.569		10	33.651		31.099		24.005	228.3	1:28.755	
4	34.993		32.029		24.376	228.3	1:31.398		11	33.478		35.173		25.599	226.8	1:34.250	
5	34.456		32.840		24.436	227.3	1:31.732		12	33.744		31.540		24.524	225.4	1:29.808	
6	34.508		31.708		27.042	225.9	1:33.258		13	36.311		33.172		36.631		1:46.114	Pit
7	36.750		32.779		35.221		1:44.750	Pit									
3 PALMER GBR Comma																	
1	11:28.831		33.543		25.307	226.4	12:27.681		7	7:23.178		31.862		24.420	225.9	8:19.460	
2	34.763		32.085		24.658	225.4	1:31.506		8	33.542		31.008		24.090	228.8	1:28.640	
3	34.451		31.855		24.476	228.3	1:30.782		9	33.512		31.234		24.530	226.8	1:29.276	
4	34.298		31.867		24.746	227.8	1:30.911		10	35.260		32.534		24.738	227.3	1:32.532	
5	34.191		32.017		24.588	227.3	1:30.796		11	35.417		32.493		37.058		1:44.968	Pit
6	34.758		32.043		34.897		1:41.698	Pit									
4 JOUSSE FRA E Leclerc																	
1	10:47.927		32.627		25.134	225.9	11:45.688		7	33.489		30.907		23.969	228.3	1:28.365	
2	34.802		32.103		26.633	227.3	1:33.538		8	33.111		30.962		24.040	228.3	1:28.113	
3	34.134		31.401		24.809	227.3	1:30.344		9	33.376		31.237		24.147	227.3	1:28.760	
4	34.313		31.657		24.495	227.8	1:30.465		10	41.011		37.527		36.270		1:54.808	Pit
5	34.549		32.085		31.270		1:37.904	Pit									
6	8:28.206		34.656		24.628	225.9	9:27.490										
5 BRUNDLE GBR Sen GAC Nasstar																	
1	10:46.872		32.559		25.300	225.9	11:44.731		9	33.465		31.183		24.994	228.3	1:29.642	
2	35.074		31.975		24.840	225.9	1:31.889		10	33.421		31.510		24.192	227.3	1:29.123	
3	34.180		31.944		24.427	228.8	1:30.551		11	33.506		31.518		24.273	227.3	1:29.297	
4	33.854		31.832		24.595	228.8	1:30.281		12	33.506		31.218		25.546	229.2	1:30.270	
5	34.099		31.950		24.476	228.8	1:30.525		13	33.609		31.679		24.684	228.8	1:29.972	
6	34.030		31.977		25.237	228.8	1:31.244		14	1:08.918		32.129		25.314	228.8	2:06.361	
7	34.612		32.082		31.913		1:38.607	Pit									
8	9:25.737		31.568		24.284	227.3	10:21.589										
6 EBRAHIM IND JK Racing																	
1	11:11.108		34.651		24.864	225.0	12:10.623		8	33.874		31.285		24.184	226.8	1:29.343	
2	35.149		32.182		24.732	226.8	1:32.063		9	33.530		31.772		29.218	227.3	1:34.520	
3	34.001		31.779		24.606	228.3	1:30.386		10	33.645		31.693		24.589	227.3	1:29.927	
4	34.695		32.274		24.601	227.8	1:31.570		11	39.092		33.118		24.704	227.3	1:36.914	
5	34.029		31.978		32.730		1:38.737	Pit	12	35.386		36.384		24.883	226.4	1:36.653	
6	10:04.153		36.724		25.885	227.8	11:06.762										
7	33.785		31.621		27.888	225.0	1:33.294										



Weather/Track: Sun 25° /Dry 35°

Circuit Length - 4.005 kilometres
Circuit Ricardo Tormo
Valencia

FIA Formula Two Championship

Qualifying 1 - Sector Analysis Report

Lap S1 Time S1 Spd S2 Time S2 Spd S3 Time S3 Spd Lap Time Pit Lap S1 Time S1 Spd S2 Time S2 Spd S3 Time S3 Spd Lap Time Pit

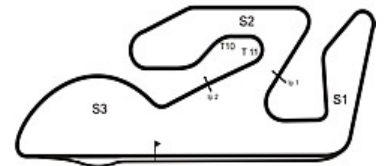
7 SURTEES				GBR Surtees					
1	11:01.728	36.384	25.015 226.4	12:03.127	8	10:42.424	34.140	26.089 225.4	11:42.653
2	33.439	30.981	24.167 227.3	1:28.587	9	33.573	31.031	26.708 226.8	1:31.312
3	33.577	31.463	24.182 228.3	1:29.222	10	33.298	31.144	23.948 226.4	1:28.390
4	33.492	31.299	24.466 228.3	1:29.257	11	33.355	31.167	24.368 228.8	1:28.890
5	37.486	40.039	25.580 228.8	1:43.105	12	36.728	32.563	24.246 227.3	1:33.537
6	33.825	31.263	26.452 228.8	1:31.540					
7	33.980	33.363	33.619	1:40.962 Pit					

8 HEGEWALD				GER Hegewald					
1	10:46.193	32.785	24.748 230.2	11:43.726	9	33.072	30.875	24.084 233.2	1:28.031
2	33.186	30.814	23.789 231.2	1:27.789	10	37.172	34.603	24.329 230.2	1:36.104
3	33.533	32.610	23.918 232.7	1:30.061	11	33.134	31.088	24.404 233.2	1:28.626
4	33.085	31.306	24.005 232.2	1:28.396	12	34.532	32.283	24.142 229.7	1:30.957
5	36.840	39.476	27.437 231.2	1:43.753	13	33.167	31.216	24.565 234.2	1:28.948
6	33.264	31.130	23.968 232.2	1:28.362	14	34.056	34.146	24.423 231.2	1:32.625
7	33.424	31.396	33.348	1:38.168 Pit	15	33.391	31.300	24.119 232.2	1:28.810
8	7:41.638	31.990	27.717 232.7	8:41.345					

9 GANDOLFI				ITA Piscine Laghetto					
1	10:57.925	34.177	25.190 224.5	11:57.292	9	34.776	33.942	26.373 225.9	1:35.091
2	34.672	33.187	25.215 228.3	1:33.074	10	39.321	33.231	25.858 225.9	1:38.410
3	37.165	33.130	24.897 226.8	1:35.192	11	36.650	33.183	25.182 225.4	1:35.015
4	34.606	49.363	34.129	1:58.098 Pit	12	34.698	32.452	24.842 225.9	1:31.992
5	7:31.783	34.781	29.144 224.0	8:35.708	13	34.627	32.850	24.819 226.4	1:32.296
6	35.942	32.665	25.092 224.5	1:33.699	14	34.546	32.048	25.824 225.9	1:32.418
7	34.302	32.108	24.333 226.8	1:30.743	15	34.431	32.180	25.099 227.3	1:31.710
8	34.309	32.034	24.477 226.8	1:30.820					

10 DE MARCO				ITA I.T.A.S Spa					
1	11:27.439	33.446	25.465 223.6	12:26.350	7	33.642	31.268	24.274 224.0	1:29.184
2	34.712	31.980	24.600 225.4	1:31.292	8	33.808	31.439	24.401 225.0	1:29.648
3	34.209	31.792	24.427 226.8	1:30.428	9	33.540	31.440	24.300 225.4	1:29.280
4	34.048	31.778	24.633 227.3	1:30.459	10	33.625	31.640	24.284 225.9	1:29.549
5	34.522	31.950	34.588	1:41.060 Pit	11	34.026	31.632	24.438 225.9	1:30.096
6	12:40.501	32.724	24.797 224.0	13:38.022					

11 CLARKE				GBR KSS Design Group					
1	10:44.543	32.284	24.700 225.0	11:41.527	4	33.332	31.599	28.318 226.4	1:33.249
2	35.188	32.224	24.867 225.9	1:32.279	5	33.917	31.449	24.142 227.8	1:29.508
3	33.567	31.347	24.237 226.8	1:29.151					



Weather/Track: Sun 25° /Dry 35°

Circuit Length - 4.005 kilometres
Circuit Ricardo Tormo
Valencia

FIA Formula Two Championship

Qualifying 1 - Sector Analysis Report

Lap S1 Time S1 Spd S2 Time S2 Spd S3 Time S3 Spd Lap Time Pit Lap S1 Time S1 Spd S2 Time S2 Spd S3 Time S3 Spd Lap Time Pit

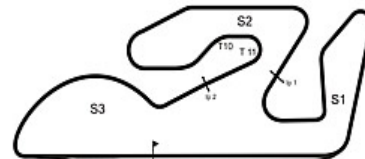
12 WICKENS				CAN		Red Bull Lukoil					
1	11:42.654	34.131	25.057	224.0	12:41.842	7	33.376	34.457	24.517	227.3	1:32.350
2	33.400	30.825	23.774	226.8	1:27.999	8	35.649	32.458	24.125	226.8	1:32.232
3	33.093	30.838	23.844	228.8	1:27.775	9	33.112	31.266	24.385	228.8	1:28.763
4	39.761	36.660	24.387	228.8	1:40.808	10	32.957	30.957	24.004	227.3	1:27.918
5	33.115	31.380	29.882		1:34.377 Pit	11	33.249	32.149	29.887		1:35.285 Pit
6	10:25.093	38.272	24.600	228.3	11:27.965						

14 BORTOLOTTI				ITA		Red Bull					
1	11:37.158	33.657	24.763	228.8	12:35.578	8	33.195	31.126	24.210	230.7	1:28.531
2	34.400	31.871	24.291	229.7	1:30.562	9	47.148	45.225	24.187	228.8	1:56.560
3	34.054	31.860	24.373	230.7	1:30.287	10	33.312	31.277	23.881	230.7	1:28.470
4	34.215	31.759	24.340	230.7	1:30.314	11	33.503	31.314	24.128	231.2	1:28.945
5	34.929	32.019	24.368	231.7	1:31.316	12	40.745	31.470	24.242	230.2	1:36.457
6	34.272	31.955	32.561		1:38.788 Pit	13	33.478	31.576	24.196	230.2	1:29.250
7	8:20.571	31.369	28.104	230.7	9:20.044						

15 ALESHIN				RUS		Red Bull Lukoil					
1	11:46.276	36.023	25.738	226.4	12:48.037	8	33.074	31.224	23.831	228.3	1:28.129
2	33.918	31.247	24.343	226.8	1:29.508	9	39.238	32.716	24.817	227.8	1:36.771
3	33.456	31.111	24.007	228.3	1:28.574	10	37.624	36.510	24.445	226.4	1:38.579
4	34.257	31.444	29.218		1:34.919 Pit	11	33.391	31.521	24.311	227.8	1:29.223
5	9:41.279	34.477	24.603	224.5	10:40.359	12	33.340	31.494	24.272	229.2	1:29.106
6	33.276	30.786	24.051	227.3	1:28.113						
7	33.031	34.327	32.387	227.8	1:39.745						

16 PISCOPO				ITA		Auto Capital					
1	11:43.230	34.323	25.058	227.3	12:42.611	8	33.381	31.025	23.724	228.3	1:28.130
2	33.760	31.300	24.039	227.8	1:29.099	9	33.341	31.660	24.363	228.3	1:29.364
3	33.577	31.237	23.970	228.3	1:28.784	10	33.455	32.094	24.845	227.8	1:30.394
4	33.466	31.281	24.241	227.8	1:28.988	11	33.522	31.363	24.051	227.3	1:28.936
5	33.760	31.393	24.127	228.8	1:29.280	12	33.765	32.965	34.797		1:41.527 Pit
6	34.056	32.799	34.760		1:41.615 Pit						
7	9:38.483	33.134	25.914	226.4	10:37.531						

17 IACONELLI				BRA		Iaconelli.com					
1	11:22.044	32.784	24.878	228.3	12:19.706	8	33.138	30.939	23.878	227.8	1:27.955
2	34.516	31.597	24.220	228.3	1:30.333	9	33.355	31.189	23.980	228.3	1:28.524
3	33.795	31.330	24.094	229.2	1:29.219	10	37.582	35.407	27.081	228.3	1:40.070
4	33.708	31.840	24.684	228.8	1:30.232	11	33.578	31.335	23.978	226.8	1:28.891
5	33.856	31.984	34.063		1:39.903 Pit	12	37.106	35.720	34.144		1:46.970 Pit
6	7:31.875	36.795	26.526	224.0	8:35.196						
7	34.075	33.062	25.463	227.3	1:32.600						



Weather/Track: Sun 25° /Dry 35°

Circuit Length - 4.005 kilometres
Circuit Ricardo Tormo
Valencia

Printed at 18:04, Friday, 29 May, 2009

© MST Systems Ltd, 2005 (www.mstworld.com)

Page 3

FIA Formula Two Championship Qualifying 1 - Sector Analysis Report

Lap S1 Time S1 Spd S2 Time S2 Spd S3 Time S3 Spd Lap Time Pit Lap S1 Time S1 Spd S2 Time S2 Spd S3 Time S3 Spd Lap Time Pit

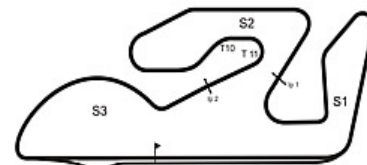
18 GACHNANG				SUI		Motorex					
1	11:19.892	33.269	25.005	223.1	12:18.166	6	7:41.020	33.110	25.222	223.1	8:39.352
2	34.451	31.671	24.564	225.9	1:30.686	7	33.787	31.249	24.138	226.8	1:29.174
3	33.595	31.580	24.071	228.3	1:29.246	8	36.271	32.276	24.813	227.3	1:33.360
4	34.155	31.983	26.432	225.9	1:32.570	9	33.430	31.150	24.149	226.8	1:28.729
5	34.386	31.984	34.227		1:40.597 Pit						

20 HOING				GER		HASKAMP & Societe Generale					
1	12:05.483	35.266	26.267	224.0	13:07.016	8	34.508	31.325	24.495	225.4	1:30.328
2	34.328	31.313	24.561	225.0	1:30.202	9	34.081	31.254	24.622	224.5	1:29.957
3	33.798	31.449	24.272	226.4	1:29.519	10	34.423	32.385	24.771	224.0	1:31.579
4	35.688	32.572	24.988	226.4	1:33.248	11	36.986	33.543	24.971	225.4	1:35.500
5	34.075	31.451	24.687	226.4	1:30.213	12	34.569	31.641	25.304	225.0	1:31.514
6	34.238	31.454	34.524		1:40.216 Pit						
7	9:08.086	36.392	29.979	224.0	10:14.457						

21 VASILIAUSKAS				LIT		Darsena					
1	10:55.432	32.670	24.646	225.4	11:52.748	7	33.410	31.030	23.888	226.8	1:28.328
2	34.214	31.906	24.454	225.9	1:30.574	8	33.219	31.116	23.980	226.4	1:28.315
3	34.110	31.979	24.418	227.8	1:30.507	9	38.035	38.296	25.281	227.8	1:41.612
4	34.117	31.913	24.377	226.8	1:30.407	10	33.537	31.248	24.131	228.8	1:28.916
5	34.134	31.976	30.054		1:36.164 Pit	11	35.803	34.508	33.268		1:43.579 Pit
6	8:27.732	34.645	24.545	224.5	9:26.922						

22 SOUCEK				ESP		FK-Automotive					
1	12:29.016	34.666	24.319	228.3	13:28.001	8	34.069	32.130	33.216		1:39.415 Pit
2	33.347	30.903	23.781	228.3	1:28.031	9	8:36.020	32.371	24.132	226.8	9:32.523
3	33.190	35.699	29.489	230.2	1:38.378	10	33.263	30.933	23.757	227.3	1:27.953
4	33.342	30.980	23.729	229.2	1:28.051	11	33.369	30.986	24.126	228.3	1:28.481
5	33.346	32.524	26.640	222.2	1:32.510	12	33.256	31.522	23.977	226.8	1:28.755
6	36.030	33.055	25.768	230.2	1:34.853	13	38.763	34.856	25.914	228.8	1:39.533
7	33.867	31.896	24.590	228.8	1:30.353						

23 KARJALAINEN				FIN		Everyman LTC Rakennus					
1	11:14.232	33.378	25.038	225.9	12:12.648	8	33.632	31.400	24.390	226.8	1:29.422
2	34.490	31.880	24.618	227.3	1:30.988	9	33.820	31.477	24.470	226.8	1:29.767
3	34.245	34.497	24.958	227.8	1:33.700	10	33.666	31.652	24.339	226.4	1:29.657
4	34.096	31.942	24.993	227.8	1:31.031	11	36.804	40.909	25.662	227.8	1:43.375
5	34.268	32.235	32.691		1:39.194 Pit	12	34.051	32.631	34.216		1:40.898 Pit
6	8:19.582	33.352	24.765	224.5	9:17.699						
7	33.684	31.469	24.363	226.4	1:29.516						



Weather/Track: Sun 25° /Dry 35°

Circuit Length - 4.005 kilometres
Circuit Ricardo Tormo
Valencia

FIA Formula Two Championship

Qualifying 1 - Sector Analysis Report

Lap S1 Time S1 Spd S2 Time S2 Spd S3 Time S3 Spd Lap Time Pit Lap S1 Time S1 Spd S2 Time S2 Spd S3 Time S3 Spd Lap Time Pit

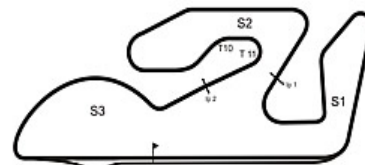
24 GLADDIS				GBR		Marrache & Co					
1	11:18.108	34.629	26.849	219.9	12:19.586	9	33.854	31.946	24.365	222.6	1:30.165
2	36.229	33.086	25.255	221.3	1:34.570	10	34.169	31.608	24.511	226.4	1:30.288
3	34.873	32.279	24.767	223.6	1:31.919	11	37.208	35.365	25.575	223.1	1:38.148
4	34.449	32.223	25.017	225.0	1:31.689	12	34.082	32.169	24.628	223.1	1:30.879
5	34.942	35.825	36.201		1:46.968 Pit	13	33.938	31.701	24.581	222.6	1:30.220
6	7:48.882	33.521	25.268	221.3	8:47.671	14	34.759	35.501	24.728	224.0	1:34.988
7	34.761	31.757	24.584	223.1	1:31.102	15	34.192	31.778	24.474	225.0	1:30.444
8	34.092	31.478	24.575	222.2	1:30.145						

25 PAVLOVIC				SRB		Bobby Tech					
1	10:59.154	33.384	25.432	226.8	11:57.970	9	6:15.753	32.781	24.802	227.8	7:13.336
2	34.408	32.132	24.522	228.8	1:31.062	10	33.049	31.086	29.490	227.8	1:33.625
3	33.983	31.528	24.325	229.7	1:29.836	11	33.070	31.079	24.094	226.8	1:28.243
4	33.702	31.748	24.420	228.3	1:29.870	12	33.274	31.151	23.986	227.8	1:28.411
5	33.917	31.706	24.409	228.3	1:30.032	13	37.115	33.599	25.600	228.3	1:36.314
6	34.142	31.838	25.628	227.8	1:31.608	14	33.998	31.965	24.310	227.3	1:30.273
7	34.042	31.960	25.635	228.8	1:31.637	15	34.226	33.305	32.220		1:39.751 Pit
8	33.801	31.696	30.621		1:36.118 Pit						

27 SANCHEZ				ESP		Go Karts Orihuela Costa					
1	12:07.050	34.164	28.168	225.4	13:09.382	8	39.195	36.369	27.513	225.4	1:43.077
2	35.989	34.597	25.428	227.8	1:36.014	9	34.134	31.513	24.452	226.4	1:30.099
3	33.542	31.229	24.469	227.3	1:29.240	10	33.728	31.458	24.443	225.9	1:29.629
4	33.589	31.492	24.219	227.3	1:29.300	11	33.923	31.307	24.490	225.9	1:29.720
5	34.165	35.315	36.092		1:45.572 Pit	12	33.828	31.353	24.653	225.9	1:29.834
6	9:26.161	38.100	26.531	225.4	10:30.792						
7	33.476	31.146	28.667	183.3	1:33.289						

31 MOORE				GBR		Olney Tyres & Exhausts					
1	11:58.491	32.723	24.935	225.0	12:56.149	4	1:58.387	32.673	30.811		3:01.871 Pit
2	34.615	32.366	24.680	225.4	1:31.661						
3	40.026	36.405	33.711		1:50.142 Pit						

33 ENG				AUS		European Racing Events					
1	11:47.182	35.305	29.216	226.8	12:51.703	8	7:00.513	34.169	26.032	225.9	8:00.714
2	34.176	31.339	24.315	226.8	1:29.830	9	33.431	30.949	24.081	227.3	1:28.461
3	33.710	31.317	24.186	227.3	1:29.213	10	36.296	31.547	24.306	226.4	1:32.149
4	33.569	31.297	24.361	227.3	1:29.227	11	33.463	31.218	23.987	227.8	1:28.668
5	33.834	31.273	24.381	226.4	1:29.488	12	33.423	33.059	25.022	228.8	1:31.504
6	34.049	31.396	25.215	228.3	1:30.660	13	34.398	31.848	30.393		1:36.639 Pit
7	33.919	31.459	31.222		1:36.600 Pit						



Weather/Track: Sun 25° /Dry 35°

Circuit Length - 4.005 kilometres
Circuit Ricardo Tormo
Valencia

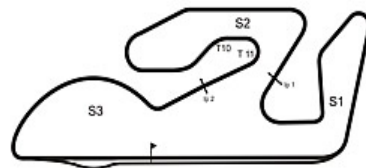
FIA Formula Two Championship Qualifying 1 - Best Sector Times Report

POS	NO	SECTOR 1			SECTOR 2			SECTOR 3			NAME	IDEAL/BEST LAP COMPARISON			
		TIME	LAP	NO	TIME	LAP	NO	TIME	LAP	NO		IDEAL	BEST	LAP	DIFF
1	12	32.957	10	15	30.786	6	16	23.724	8	12	WICKENS	1:27.556	1:27.775	3	+ 0.219
2	15	33.031	7	8	30.814	2	22	23.729	4	15	ALESHIN	1:27.648	1:28.113	6	+ 0.465
3	25	33.049	10	12	30.825	2	12	23.774	2	8	HEGEWALD	1:27.675	1:27.789	2	+ 0.114
4	8	33.072	9	22	30.903	2	8	23.789	2	22	SOUCEK	1:27.822	1:27.953	10	+ 0.131
5	4	33.111	8	4	30.907	7	15	23.831	8	17	IACONELLI	1:27.955	1:27.955	8	+ 0.000
6	17	33.138	8	17	30.939	8	17	23.878	8	4	JOUSSE	1:27.987	1:28.113	8	+ 0.126
7	22	33.190	3	33	30.949	9	14	23.881	10	16	PISCOPO	1:28.090	1:28.130	8	+ 0.040
8	14	33.195	8	7	30.981	2	21	23.888	7	25	PAVLOVIC	1:28.114	1:28.243	11	+ 0.129
9	21	33.219	8	3	31.008	8	7	23.948	10	21	VASILIAUSK	1:28.137	1:28.315	8	+ 0.178
10	7	33.298	10	16	31.025	8	4	23.969	7	14	BORTOLOTT	1:28.202	1:28.470	10	+ 0.268
11	11	33.332	4	21	31.030	7	25	23.986	12	7	SURTEES	1:28.227	1:28.390	10	+ 0.163
12	16	33.341	9	25	31.079	11	33	23.987	11	33	ENG	1:28.359	1:28.461	9	+ 0.102
13	5	33.421	10	2	31.099	10	2	24.005	10	2	HOHENTHAL	1:28.582	1:28.755	10	+ 0.173
14	33	33.423	12	14	31.126	8	18	24.071	3	3	PALMER	1:28.610	1:28.640	8	+ 0.030
15	18	33.430	9	27	31.146	7	3	24.090	8	18	GACHNANG	1:28.651	1:28.729	9	+ 0.078
16	27	33.476	7	18	31.150	9	11	24.142	5	5	BRUNDLE	1:28.796	1:29.123	10	+ 0.327
17	2	33.478	11	5	31.183	9	6	24.184	8	11	CLARKE	1:28.821	1:29.151	3	+ 0.330
18	3	33.512	9	20	31.254	9	5	24.192	10	27	SANCHEZ	1:28.841	1:29.240	3	+ 0.399
19	6	33.530	9	10	31.268	7	27	24.219	4	6	EBRAHIM	1:28.999	1:29.343	8	+ 0.344
20	10	33.540	9	6	31.285	8	20	24.272	3	10	DE MARCO	1:29.082	1:29.184	7	+ 0.102
21	23	33.632	8	11	31.347	3	10	24.274	7	20	HOING	1:29.324	1:29.519	3	+ 0.195
22	20	33.798	3	23	31.400	8	9	24.333	7	23	KARJALAIN	1:29.371	1:29.422	8	+ 0.051
23	24	33.854	9	24	31.478	8	23	24.339	10	24	GLADDIS	1:29.697	1:30.145	8	+ 0.448
24	9	34.302	7	9	32.034	8	24	24.365	9	9	GANDOLFI	1:30.669	1:30.743	7	+ 0.074
25	31	34.615	2	31	32.366	2	31	24.680	2	31	MOORE	1:31.661	1:31.661	2	+ 0.000

'Perfect Lap' - 1:27.467



Weather/Track: Sun 25° /Dry 35°



Circuit Length - 4.005 kilometres
Circuit Ricardo Tormo
Valencia

FIA Formula Two Championship QUALIFYING 2

POS	NO	CL	DRIVER	NAT	SPONSOR	TIME	LAPS	GAP	KPH
1	12		Robert WICKENS	CAN	Red Bull Lukoil	1:27.488	11		164.80
2	22		Andy SOUCEK	ESP	FK-Automotive	1:27.613	11	0.125	164.56
3	14		Mirko BORTOLOTTI	ITA	Red Bull	1:27.672	13	0.184	164.45
4	10		Nicola DE MARCO	ITA	I.T.A.S Spa	1:27.679	14	0.191	164.44
5	33		Philipp ENG	AUS	European Racing Events	1:27.741	11	0.253	164.32
6	15		Mikhail ALESHIN	RUS	Red Bull Lukoil	1:27.772	11	0.284	164.26
7	17		Carlos IACONELLI	BRA	Iaconelli.com	1:27.848	12	0.360	164.12
8	21		Kazim VASILIAUSKAS	LIT	Darsena	1:27.869	10	0.381	164.08
9	4		Julien JOUSSE	FRA	E Leclerc	1:27.872	9	0.384	164.08
10	7		Henry SURTEES	GBR	Surtees	1:27.880	10	0.392	164.06
11	16		Edoardo PISCOPO	ITA	Auto Capital	1:27.963	14	0.475	163.91
12	8		Tobias HEGEWALD	GER	Hegewald	1:28.100	9	0.612	163.65
13	2		Sebastian HOHENTHAL	SWE	Mafi Sweden Team	1:28.243	14	0.755	163.39
14	18		Natacha GACHNANG	SUI	Motorex	1:28.253	14	0.765	163.37
15	27		German SANCHEZ	ESP	Go Karts Orihuela Costa	1:28.303	14	0.815	163.27
16	24		Tom GLADDIS	GBR	Marrache & Co	1:28.360	11	0.872	163.17
17	5		Alex BRUNDLE	GBR	Sen GAC Nasstar	1:28.654	11	1.166	162.63
18	11		Jack CLARKE	GBR	KSS Design Group	1:28.716	11	1.228	162.51
19	23		Henri KARJALAINEN	FIN	Everyman LTC Rakennus	1:28.811	13	1.323	162.34
20	6		Armaan EBRAHIM	IND	JK Racing	1:28.821	12	1.333	162.32
21	31		Jason MOORE	GBR	Olney Tyres & Exhausts	1:28.878	12	1.390	162.22
22	20		Jens HOING	GER	HASKAMP & Societe Generale	1:29.332	12	1.844	161.39
23	3		Jolyon PALMER	GBR	Comma	1:29.355	8	1.867	161.35
24	9		Pietro GANDOLFI	ITA	Piscine Laghetto	1:30.245	12	2.757	159.76
QUALIFICATION MAXIMA						1:33.612			
25			Milos PAVLOVIC	SRB	Bobby Tech	1:34.958	2	7.470	151.83

Weather/Track: Sun 23°/Dry 38°

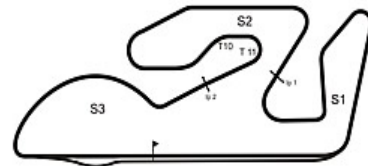
Valencia
Circuit Length = 4.0050 km.
Start: 10:15 End: 10:44

Race Director:	Steward:	Timekeeper:
----------------	----------	-------------

FIA Formula Two Championship

Qualifying 2 - Sector Analysis Report

Lap	S1 Time	S1 Spd	S2 Time	S2 Spd	S3 Time	S3 Spd	Lap Time	Pit	Lap	S1 Time	S1 Spd	S2 Time	S2 Spd	S3 Time	S3 Spd	Lap Time	Pit
2 HOENTHAL SWE Mafi Sweden Team																	
1	10:56.317		33.318		25.998	225.9	11:55.633		9	33.654		31.148		23.751	230.7	1:28.553	
2	40.737		37.483		26.908	226.8	1:45.128		10	35.247		34.404		32.271		1:41.922	Pit
3	37.377		32.982		25.340	229.2	1:35.699		11	2:37.811		33.171		24.372	230.2	3:35.354	
4	33.974		31.370		24.048	229.7	1:29.392		12	34.902		32.419		24.669	231.2	1:31.990	
5	35.874		32.090		31.823		1:39.787	Pit	13	33.325		31.312		24.014	231.7	1:28.651	
6	6:01.547		32.396		24.866	227.8	6:58.809		14	2:05.955		33.863		38.666		3:18.484	Pit
7	33.446		30.986		23.811	229.7	1:28.243										
8	33.226		31.465		24.493	229.2	1:29.184										
3 PALMER GBR Comma																	
1	12:17.991		32.834		27.820	226.4	13:18.645		6	35.165		32.386		32.924		1:40.475	Pit
2	41.232		32.849		24.681	229.7	1:38.762		7	7:10.850		32.132		24.604	227.8	8:07.586	
3	34.077		31.434		24.686	228.3	1:30.197		8	33.814		31.409		24.132	229.7	1:29.355	
4	33.820		31.613		24.399	228.3	1:29.832										
5	34.194		31.552		24.139	227.8	1:29.885										
4 JOUSSE FRA E Leclerc																	
1	10:58.304		32.942		26.484	226.8	11:57.730		6	32.733		41.014		24.258	230.2	1:38.005	
2	35.810		31.635		24.780	228.3	1:32.225		7	33.149		30.819		24.143	229.7	1:28.111	
3	37.480		31.577		34.671		1:43.728	Pit	8	37.939		38.676		24.045	229.7	1:40.660	
4	6:29.081		41.601		25.511	228.3	7:36.193		9	36.252		36.412		38.000		1:50.664	Pit
5	33.130		30.936		23.806	229.2	1:27.872										
5 BRUNDLE GBR Sen GAC Nasstar																	
1	10:56.904		33.578		25.490	230.2	11:55.972		7	34.468		31.366		31.386		1:37.220	Pit
2	36.412		32.157		24.679	229.2	1:33.248		8	6:08.560		35.587		25.083	230.2	7:09.230	
3	37.175		31.668		31.244		1:40.087	Pit	9	33.265		31.305		24.175	231.2	1:28.745	
4	6:11.677		36.647		25.775	228.3	7:14.099		10	33.407		31.350		24.020	231.2	1:28.777	
5	33.376		31.273		24.005	229.2	1:28.654		11	33.224		31.493		33.176		1:37.893	Pit
6	33.405		31.421		24.127	230.2	1:28.953										
6 EBRAHIM IND JK Racing																	
1	11:22.194		36.192		26.062	225.4	12:24.448		8	33.867		35.484		25.035	228.3	1:34.386	
2	33.632		31.282		24.100	226.8	1:29.014		9	33.460		31.714		24.201	227.3	1:29.375	
3	33.949		31.761		24.511	228.8	1:30.221		10	33.440		31.592		24.332	229.2	1:29.364	
4	37.034		32.894		24.734	227.8	1:34.662		11	39.213		34.523		24.444	230.2	1:38.180	
5	33.629		31.158		24.117	226.8	1:28.904		12	33.309		31.282		24.230	228.3	1:28.821	
6	34.135		32.055		29.461		1:35.651	Pit									
7	8:39.866		33.867		24.913	227.8	9:38.646										



Weather/Track: Sun 23° / Dry 38°

Circuit Length - 4.005 kilometres
Circuit Ricardo Tormo
Valencia

FIA Formula Two Championship

Qualifying 2 - Sector Analysis Report

Lap S1 Time S1 Spd S2 Time S2 Spd S3 Time S3 Spd Lap Time Pit Lap S1 Time S1 Spd S2 Time S2 Spd S3 Time S3 Spd Lap Time Pit

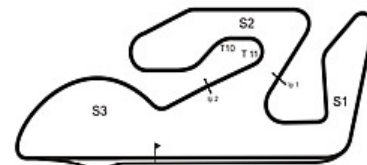
7 SURTEES				GBR		Surtees					
1	10:49.197	31.805	29.138	225.9	11:50.140	7	33.104	30.816	23.960	229.7	1:27.880
2	33.738	31.153	24.140	229.2	1:29.031	8	36.403	36.791	24.282	229.2	1:37.476
3	33.832	31.414	24.146	228.3	1:29.392	9	34.807	37.415	24.441	229.2	1:36.663
4	33.600	31.693	30.187		1:35.480 Pit	10	33.076	31.571	33.917		1:38.564 Pit
5	7:40.512	32.285	24.320	227.8	8:37.117						
6	33.258	30.894	24.013	228.8	1:28.165						

8 HEGEWALD				GER		Hegewald					
1	10:44.704	32.743	25.183	228.3	11:42.630	6	33.156	31.040	23.949	230.2	1:28.145
2	33.471	30.768	24.037	231.7	1:28.276	7	39.173	34.130	24.826	229.7	1:38.129
3	37.069	40.336	25.157	230.2	1:42.562	8	33.363	30.999	23.956	230.7	1:28.318
4	33.141	31.122	24.020	230.7	1:28.283	9	43.312	38.222	33.858		1:55.392 Pit
5	33.062	31.049	23.989	230.2	1:28.100						

9 GANDOLFI				ITA		Piscine Laghetto					
1	11:22.721	37.178	26.849	224.5	12:26.748	8	33.953	31.504	24.788	229.2	1:30.245
2	35.398	32.844	25.368	227.3	1:33.610	9	33.816	1:20.397	27.497	228.3	2:21.710
3	34.740	32.450	24.971	227.3	1:32.161	10	33.876	31.768	35.502	221.7	1:41.146
4	34.451	31.970	25.007	228.3	1:31.428	11	37.952	40.108	25.868	228.8	1:43.928
5	35.533	32.473	31.479		1:39.485 Pit	12	34.393	32.277	24.728	230.7	1:31.398
6	6:45.140	35.160	27.706	223.6	7:48.006						
7	36.816	36.496	27.126	227.3	1:40.438						

10 DE MARCO				ITA		I.T.A.S Spa					
1	11:09.828	32.027	24.425	227.8	12:06.280	9	33.256	31.107	23.947	229.7	1:28.310
2	33.555	31.239	24.154	230.2	1:28.948	10	33.251	31.247	23.997	230.2	1:28.495
3	36.317	32.405	23.921	228.8	1:32.643	11	38.454	35.809	25.565	232.2	1:39.828
4	33.186	30.861	23.882	229.2	1:27.929	12	34.764	32.168	24.311	230.7	1:31.243
5	33.448	31.225	29.972		1:34.645 Pit	13	33.716	31.069	24.005	229.7	1:28.790
6	8:46.510	31.395	24.134	228.3	9:42.039	14	35.333	32.766	34.771		1:42.870 Pit
7	33.140	30.726	23.813	229.2	1:27.679						
8	1:00.738	32.504	25.680	230.2	1:58.922						

11 CLARKE				GBR		KSS Design Group					
1	10:42.158	32.090	24.918	225.9	11:39.166	7	33.602	31.561	24.176	228.3	1:29.339
2	33.615	31.611	24.352	226.4	1:29.578	8	33.703	31.275	24.185	228.3	1:29.163
3	33.438	31.158	24.120	228.3	1:28.716	9	33.778	31.604	24.716	229.2	1:30.098
4	33.936	31.225	28.683		1:33.844 Pit	10	33.630	31.479	24.352	228.8	1:29.461
5	5:14.398	40.317	25.174	226.4	6:19.889	11	33.825	33.358	32.869		1:40.052 Pit
6	33.833	31.152	24.218	227.8	1:29.203						



Weather/Track: Sun 23° /Dry 38°

Circuit Length - 4.005 kilometres
Circuit Ricardo Tormo
Valencia

FIA Formula Two Championship Qualifying 2 - Sector Analysis Report

Lap S1 Time S1 Spd S2 Time S2 Spd S3 Time S3 Spd Lap Time Pit Lap S1 Time S1 Spd S2 Time S2 Spd S3 Time S3 Spd Lap Time Pit

12 WICKENS

CAN

Red Bull Lukoil

1	11:51.867	51.487	27.156	226.8	13:10.510	7	33.029	31.615	24.437	229.7	1:29.081
2	33.728	31.150	23.973	228.8	1:28.851	8	32.919	32.983	24.957	231.2	1:30.859
3	33.957	31.591	24.187	229.7	1:29.735	9	32.883	30.837	23.768	232.2	1:27.488
4	33.011	30.890	23.812	229.2	1:27.713	10	34.832	34.820	24.668	231.7	1:34.320
5	33.883	32.093	27.963		1:33.939 Pit	11	33.034	34.017	40.280		1:47.331 Pit
6	11:12.239	42.055	34.861	228.8	12:29.155						

14 BORTOLOTTI

ITA

Red Bull

1	11:39.114	35.823	24.261	228.3	12:39.198	8	33.167	31.311	23.969	230.7	1:28.447
2	33.078	31.271	23.906	229.2	1:28.255	9	33.730	31.805	30.429		1:35.964 Pit
3	32.980	31.058	23.949	229.2	1:27.987	10	9:14.546	31.230	24.264	229.7	10:10.040
4	39.518	33.456	24.546	230.2	1:37.520	11	33.406	32.916	24.116	232.7	1:30.438
5	32.943	30.976	23.753	229.7	1:27.672	12	33.574	31.240	23.899	231.7	1:28.713
6	33.225	31.694	24.127	230.7	1:29.046	13	33.338	31.387	41.047		1:45.772 Pit
7	33.205	31.174	24.064	229.7	1:28.443						

15 ALESHIN

RUS

Red Bull Lukoil

1	11:08.960	31.951	24.511	226.8	12:05.422	7	40.433	37.806	25.550	229.7	1:43.789
2	33.765	31.464	24.144	229.7	1:29.373	8	33.045	30.886	23.841	228.8	1:27.772
3	37.988	31.679	30.537		1:40.204 Pit	9	36.670	33.856	24.249	230.2	1:34.775
4	6:20.324	32.202	31.535	226.8	7:24.061	10	33.209	33.001	26.613	230.7	1:32.823
5	33.258	31.060	23.795	228.8	1:28.113	11	33.115	31.589	34.657		1:39.361 Pit
6	33.107	30.917	24.068	228.3	1:28.092						

16 PISCOPO

ITA

Auto Capital

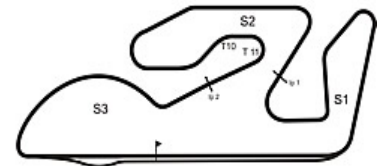
1	11:11.088	32.428	26.018	226.8	12:09.534	9	8:04.792	34.291	28.972	230.2	9:08.055
2	33.785	31.336	24.464	227.3	1:29.585	10	33.292	30.828	23.843	229.7	1:27.963
3	34.932	33.004	25.486	230.7	1:33.422	11	33.427	33.197	24.482	231.7	1:31.106
4	33.499	31.183	23.964	229.7	1:28.646	12	33.302	31.088	24.011	233.2	1:28.401
5	33.448	31.633	26.811	229.2	1:31.892	13	33.644	31.230	23.869	231.7	1:28.743
6	33.648	31.173	23.973	228.8	1:28.794	14	33.402	31.265	45.115		1:49.782 Pit
7	33.687	31.398	24.055	227.3	1:29.140						
8	34.260	32.100	30.599		1:36.959 Pit						

17 IACONELLI

BRA

Iaconelli.com

1	11:23.026	35.626	26.769	227.3	12:25.421	8	33.156	30.704	23.988	230.2	1:27.848
2	33.957	31.343	24.057	228.3	1:29.357	9	33.203	31.078	23.958	230.2	1:28.239
3	33.717	31.302	24.294	231.2	1:29.313	10	42.091	41.783	27.157	229.2	1:51.031
4	34.885	31.654	23.906	228.3	1:30.445	11	33.409	31.015	23.919	229.7	1:28.343
5	33.693	31.297	30.367		1:35.357 Pit	12	37.002	33.615	33.383		1:44.000 Pit
6	6:01.497	32.724	24.046	228.8	6:58.267						
7	33.448	30.906	23.821	230.7	1:28.175						



Weather/Track: Sun 23° / Dry 38°

Circuit Length - 4.005 kilometres
Circuit Ricardo Tormo
Valencia

FIA Formula Two Championship Qualifying 2 - Sector Analysis Report

Lap S1 Time S1 Spd S2 Time S2 Spd S3 Time S3 Spd Lap Time Pit Lap S1 Time S1 Spd S2 Time S2 Spd S3 Time S3 Spd Lap Time Pit

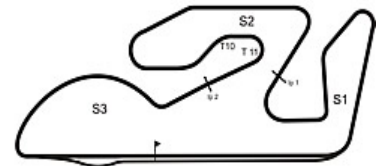
18 GACHNANG				SUI		Motorex					
1	10:55.809	33.173	25.459	227.3	11:54.441	9	33.310	35.535	28.016	232.2	1:36.861
2	40.254	32.515	24.487	227.3	1:37.256	10	33.397	31.219	23.945	230.2	1:28.561
3	37.245	31.544	24.227	229.7	1:33.016	11	33.338	31.172	24.037	231.2	1:28.547
4	33.430	31.186	24.203	230.7	1:28.819	12	35.908	32.667	24.343	231.2	1:32.918
5	33.995	31.826	29.343		1:35.164 Pit	13	33.460	31.869	24.361	230.7	1:29.690
6	8:18.184	32.165	26.480	229.7	9:16.829	14	34.781	33.359	37.102		1:45.242 Pit
7	33.353	30.986	23.914	229.7	1:28.253						
8	33.151	31.250	24.173	231.2	1:28.574						

20 HOING				GER		HASKAMP & Societe Generale					
1	11:47.911	43.243	31.805	222.2	13:02.959	8	34.091	34.108	31.706	228.3	1:39.905
2	35.462	31.942	24.489	226.4	1:31.893	9	33.758	31.371	24.395	229.2	1:29.524
3	33.904	31.107	24.321	227.8	1:29.332	10	33.763	31.371	24.279	230.2	1:29.413
4	33.762	31.314	24.470	226.8	1:29.546	11	35.599	35.093	24.473	229.7	1:35.165
5	33.920	31.548	24.555	226.8	1:30.023	12	33.740	31.409	24.645	229.2	1:29.794
6	34.833	31.984	30.847		1:37.664 Pit						
7	8:40.270	39.548	29.181	226.4	9:48.999						

21 VASILIAUSKAS				LIT		Darsena					
1	10:46.031	32.990	27.568	227.8	11:46.589	7	5:05.378	31.843	25.470	231.7	6:02.691
2	33.256	31.111	24.324	229.2	1:28.691	8	32.906	30.989	23.974	231.7	1:27.869
3	37.142	36.642	25.019	230.2	1:38.803	9	33.246	31.041	24.034	231.7	1:28.321
4	33.266	31.255	24.033	230.7	1:28.554	10	35.989	38.242	38.571		1:52.802 Pit
5	33.705	31.722	29.653		1:35.080 Pit						
6	11:00.764	39.307	36.061		12:16.132 Pit						

22 SOUCEK				ESP		FK-Automotive					
1	11:54.510	45.563	26.487	227.8	13:06.560	7	9:37.027	40.329	30.274	229.2	10:47.630
2	33.742	31.255	23.955	229.7	1:28.952	8	33.023	30.770	23.897	229.7	1:27.690
3	40.937	44.411	30.337	230.2	1:55.685	9	32.972	30.900	23.741	230.7	1:27.613
4	33.354	31.105	23.743	230.7	1:28.202	10	33.174	31.077	23.774	231.2	1:28.025
5	34.887	33.922	24.940	229.2	1:33.749	11	38.897	38.264	36.421		1:53.582 Pit
6	33.297	31.671	32.756		1:37.724 Pit						

23 KARJALAINEN				FIN		Everyman LTC Rakennus					
1	11:02.458	32.769	25.409	226.8	12:00.636	8	9:45.826	33.127	27.738	228.3	10:46.691
2	34.947	32.861	25.951	225.9	1:33.759	9	33.651	31.138	24.253	229.2	1:29.042
3	35.186	34.842	25.520	229.2	1:35.548	10	33.600	31.142	24.236	229.7	1:28.978
4	33.687	31.780	24.435	228.8	1:29.902	11	33.483	31.237	24.091	231.7	1:28.811
5	33.942	31.898	24.418	227.8	1:30.258	12	33.786	31.431	24.404	231.7	1:29.621
6	33.802	31.549	24.431	227.8	1:29.782	13	35.322	33.587	40.103		1:49.012 Pit
7	34.163	31.535	30.670		1:36.368 Pit						



Weather/Track: Sun 23° / Dry 38°

Circuit Length - 4.005 kilometres
Circuit Ricardo Tormo
Valencia

FIA Formula Two Championship

Qualifying 2 - Sector Analysis Report

Lap S1 Time S1 Spd S2 Time S2 Spd S3 Time S3 Spd Lap Time Pit Lap S1 Time S1 Spd S2 Time S2 Spd S3 Time S3 Spd Lap Time Pit

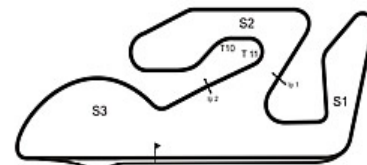
24 GLADDIS				GBR		Marrache & Co					
1	11:23.940	35.033	26.794	225.9	12:25.767	7	33.503	31.235	24.352	227.3	1:29.090
2	34.952	32.046	24.634	225.9	1:31.632	8	33.334	31.076	23.950	230.2	1:28.360
3	34.336	31.734	24.363	229.2	1:30.433	9	33.464	31.714	25.250	230.2	1:30.428
4	33.911	32.168	30.322		1:36.401 Pit	10	33.925	31.477	24.272	228.3	1:29.674
5	7:29.152	34.344	29.133	225.9	8:32.629	11	34.706	33.427	36.825		1:44.958 Pit
6	34.211	31.433	24.250	228.3	1:29.894						

25 PAVLOVIC				SRB		Bobby Tech					
1	10:52.798	33.699	26.941	222.2	11:53.438						
2	36.619	32.896	25.443	217.7	1:34.958						

27 SANCHEZ				ESP		Go Karts Orihuela Costa					
1	11:39.569	36.321	25.972	223.6	12:41.862	9	33.585	38.766	26.423	228.8	1:38.774
2	34.690	31.794	24.391	228.8	1:30.875	10	33.240	31.100	24.072	228.8	1:28.412
3	33.625	31.204	24.284	228.3	1:29.113	11	33.135	31.171	23.997	229.2	1:28.303
4	33.585	37.043	25.676	229.7	1:36.304	12	36.536	33.544	28.363	227.3	1:38.443
5	33.612	31.239	24.025	227.3	1:28.876	13	40.441	35.854	25.945	229.2	1:42.240
6	33.537	31.211	24.254	227.3	1:29.002	14	33.469	58.300	42.560		2:14.329 Pit
7	35.274	31.682	31.622		1:38.578 Pit						
8	7:12.881	36.217	27.424	227.8	8:16.522						

31 MOORE				GBR		Olney Tyres & Exhausts					
1	12:09.279	37.128	27.635	226.8	13:14.042	8	33.553	31.712	24.415	226.8	1:29.680
2	34.263	31.582	24.211	228.3	1:30.056	9	33.248	31.485	24.145	229.2	1:28.878
3	33.699	31.282	24.189	228.3	1:29.170	10	33.564	37.995	26.643	229.2	1:38.202
4	33.650	31.590	24.368	226.8	1:29.608	11		1:13.641		230.7	1:40.171
5	35.021	33.672	28.953		1:37.646 Pit	12	2:10.953	42.234	40.690		3:33.877 Pit
6	9:32.206	37.869	26.075	227.8	10:36.150						
7	33.842	33.691	24.653	226.4	1:32.186						

33 ENG				AUS		European Racing Events					
1	10:45.153	33.366	25.891	227.3	11:44.410	7	33.687	31.340	29.555		1:34.582 Pit
2	34.455	31.491	24.422	228.3	1:30.368	8	6:12.607	36.071	25.308	228.3	7:13.986
3	33.797	31.758	26.339	228.8	1:31.894	9	33.197	30.649	23.895	229.2	1:27.741
4	33.706	31.205	24.117	227.8	1:29.028	10	34.340	35.187	24.070	229.7	1:33.597
5	33.478	31.345	24.194	226.8	1:29.017	11	33.164	33.262	35.362		1:41.788 Pit
6	33.680	31.388	24.103	226.4	1:29.171						



Weather/Track: Sun 23° /Dry 38°

Circuit Length - 4.005 kilometres
Circuit Ricardo Tormo
Valencia

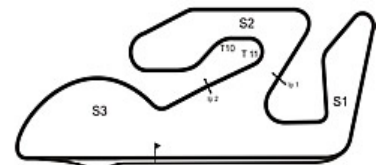
FIA Formula Two Championship Qualifying 2 - Best Sector Times Report

POS	NO	SECTOR 1		SECTOR 2		SECTOR 3		IDEAL/BEST LAP COMPARISON							
		TIME	LAP	NO	TIME	LAP	NO	TIME	LAP	NO	NAME	IDEAL	BEST	LAP	DIFF
1	4	32.733	6	33	30.649	9	22	23.741	9	4	JOUSSE	1:27.358	1:27.872	5	+ 0.514
2	12	32.883	9	17	30.704	8	2	23.751	9	22	SOUCEK	1:27.483	1:27.613	9	+ 0.130
3	21	32.906	8	10	30.726	7	14	23.753	5	12	WICKENS	1:27.488	1:27.488	9	+ 0.000
4	14	32.943	5	8	30.768	2	12	23.768	9	14	BORTOLOTT	1:27.672	1:27.672	5	+ 0.000
5	22	32.972	9	22	30.770	8	15	23.795	5	10	DE MARCO	1:27.679	1:27.679	7	+ 0.000
6	15	33.045	8	7	30.816	7	4	23.806	5	17	IACONELLI	1:27.681	1:27.848	8	+ 0.167
7	8	33.062	5	4	30.819	7	10	23.813	7	33	ENG	1:27.708	1:27.741	9	+ 0.033
8	7	33.076	10	16	30.828	10	17	23.821	7	15	ALESHIN	1:27.726	1:27.772	8	+ 0.046
9	27	33.135	11	12	30.837	9	16	23.843	10	8	HEGEWALD	1:27.779	1:28.100	5	+ 0.321
10	10	33.140	7	15	30.886	8	33	23.895	9	7	SURTEES	1:27.852	1:27.880	7	+ 0.028
11	18	33.151	8	14	30.976	5	18	23.914	7	21	VASILIAUSK	1:27.869	1:27.869	8	+ 0.000
12	17	33.156	8	2	30.986	7	8	23.949	6	2	HOENTHAL	1:27.963	1:28.243	7	+ 0.280
13	33	33.164	11	18	30.986	7	24	23.950	8	16	PISCOPO	1:27.963	1:27.963	10	+ 0.000
14	5	33.224	11	21	30.989	8	7	23.960	7	18	GACHNANG	1:28.051	1:28.253	7	+ 0.202
15	2	33.226	8	24	31.076	8	21	23.974	8	27	SANCHEZ	1:28.232	1:28.303	11	+ 0.071
16	31	33.248	9	27	31.100	10	27	23.997	11	24	GLADDIS	1:28.360	1:28.360	8	+ 0.000
17	16	33.292	10	20	31.107	3	5	24.005	5	5	BRUNDLE	1:28.502	1:28.654	5	+ 0.152
18	6	33.309	12	23	31.138	9	23	24.091	11	6	EBRAHIM	1:28.567	1:28.821	12	+ 0.254
19	24	33.334	8	11	31.152	6	6	24.100	2	31	MOORE	1:28.675	1:28.878	9	+ 0.203
20	11	33.438	3	6	31.158	5	11	24.120	3	11	CLARKE	1:28.710	1:28.716	3	+ 0.006
21	23	33.483	11	5	31.273	5	3	24.132	8	23	KARJALAIN	1:28.712	1:28.811	11	+ 0.099
22	20	33.740	12	31	31.282	3	31	24.145	9	20	HOING	1:29.126	1:29.332	3	+ 0.206
23	3	33.814	8	3	31.409	8	20	24.279	10	3	PALMER	1:29.355	1:29.355	8	+ 0.000
24	9	33.816	9	9	31.504	8	9	24.728	12	9	GANDOLFI	1:30.048	1:30.245	8	+ 0.197
25	25	36.619	2	25	32.896	2	25	25.443	2	25	PAVLOVIC	1:34.958	1:34.958	2	+ 0.000

'Perfect Lap' - 1:27.123



Weather/Track: Sun 23°/Dry 38°



Circuit Length - 4.005 kilometres
Circuit Ricardo Tormo
Valencia

FIA Formula Two Championship

GRID FOR RACE 1

ROW 13	31	MOORE	9	GANDOLFI
ROW 12	24	GLADDIS	20	HOING
ROW 11	23	KARJALAINEN	6	EBRAHIM
ROW 10	27	SANCHEZ	10	DE MARCO
ROW 9	11	CLARKE	5	BRUNDLE
ROW 8	2	HOHENTHAL	18	GACHNANG
ROW 7	3	PALMER	14	BORTOLOTTI
ROW 6	33	ENG	7	SURTEES
ROW 5	21	VASILIAUSKAS	25	PAVLOVIC
ROW 4	16	PISCOPO	4	JOUSSE
ROW 3	15	ALESHIN	17	IACONELLI
ROW 2	22	SOUCEK	8	HEGEWALD
ROW 1	12	WICKENS		
		POLE		

Weather/Track: Sun 25°/Dry 35°

Valencia
Circuit Length = 4.0050 km.
Start: 17:30 End: 18:00

Race Director:	Steward:	Timekeeper:
----------------	----------	-------------

FIA Formula Two Championship

RACE 1 - PROVISIONAL CLASSIFICATION

POS	NO	CL	DRIVER	NAT	SPONSOR	TIME	LAPS	GAP	KPH	BEST
1	12		Robert WICKENS	CAN	Red Bull Lukoil	37:03.621	23		149.13	1:29.166
2	17		Carlos IACONELLI	BRA	Iaconelli.com	37:07.491	23	3.870	148.87	1:29.781
3	21		Kazim VASILIAUSKAS	LIT	Darsena	37:08.862	23	5.241	148.78	1:29.910
4	15		Mikhail ALESHIN	RUS	Red Bull Lukoil	37:12.175	23	8.554	148.56	1:30.481
5	4		Julien JOUSSE	FRA	E Leclerc	37:13.543	23	9.922	148.47	1:30.545
6	14		Mirko BORTOLOTTI	ITA	Red Bull	37:14.525	23	10.904	148.40	1:30.290
7	7		Henry SURTEES	GBR	Surtees	37:14.940	23	11.319	148.37	1:30.337
8	5		Alex BRUNDLE	GBR	Sen GAC Nasstar	37:15.947	23	12.326	148.31	1:30.670
9	10		Nicola DE MARCO	ITA	I.T.A.S Spa	37:16.534	23	12.913	148.27	1:30.963
10	2		Sebastian HOHENTHAL	SWE	Mafi Sweden Team	37:17.597	23	13.976	148.20	1:30.747
11	18		Natacha GACHNANG	SUI	Motorex	37:18.603	23	14.982	148.13	1:30.755
12	33		Philipp ENG	AUS	European Racing Events	37:21.296	23	17.675	147.95	1:30.606
13	11		Jack CLARKE	GBR	KSS Design Group	37:21.537	23	17.916	147.94	1:30.943
14	27		German SANCHEZ	ESP	Go Karts Orihuela Costa	37:21.615	23	17.994	147.93	1:31.107
15	6		Armaan EBRAHIM	IND	JK Racing	37:22.563	23	18.942	147.87	1:31.565
16	31		Jason MOORE	GBR	Olney Tyres & Exhausts	37:24.345	23	20.724	147.75	1:30.950
17	23		Henri KARJALAINEN	FIN	Everyman LTC Rakennus	37:25.697	23	22.076	147.66	1:30.874
18	20		Jens HOING	GER	HASKAMP & Societe Generale	37:28.839	23	25.218	147.46	1:32.221
19	24		Tom GLADDIS	GBR	Marrache & Co	37:30.917	23	27.296	147.32	1:31.137
20	9		Pietro GANDOLFI	ITA	Piscine Laghetto	37:41.332	23	37.711	146.64	1:33.649
21	3		Jolyon PALMER	GBR	Comma	37:51.816	23	48.195	145.96	1:31.984
NOT CLASSIFIED										
22			Andy SOUCEK	ESP	FK-Automotive	21:11.208	14	D.N.F.	158.78	1:29.393
8			Tobias HEGEWALD	GER	Hegewald	21:15.110	14	D.N.F.	158.30	1:29.942
25			Milos PAVLOVIC	SRB	Bobby Tech	12:56.922	4	D.N.F.	74.23	1:29.470
16			Edoardo PISCOPO	ITA	Auto Capital	5:04.112	3	D.N.F.	142.23	1:30.836
FASTEST LAP										
12			Robert WICKENS		Red Bull Lukoil	1:29.166	2	161.69kph	100.47mph	

Weather/Track: Sun 28°/Dry 49°

Valencia
Circuit Length = 4.0050 km.
Start: 14:18 End: 14:55

Race Director:	Steward:	Timekeeper:
----------------	----------	-------------

FIA Formula Two Championship

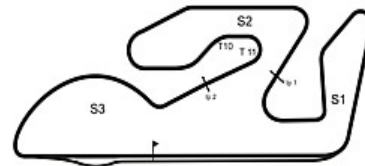
Race 1 - Sector Analysis Report

Lap S1 Time S1 Spd S2 Time S2 Spd S3 Time S3 Spd Lap Time Pit Lap S1 Time S1 Spd S2 Time S2 Spd S3 Time S3 Spd Lap Time Pit

2 HOENTHAL					SWE Mafi Sweden Team						
1	45.033	33.161	24.856	228.8	1:43.050	13	34.403	32.509	24.808	226.4	1:31.720
2	35.077	32.193	24.609	236.8	1:31.879	14	34.689	32.602	24.979	228.8	1:32.270
3	34.858	31.967	24.773	227.3	1:31.598	15	34.653	32.552	25.303	227.8	1:32.508
4	34.417	32.077	24.722	227.3	1:31.216	16	34.850	33.739	28.227	160.7	1:36.816
5	34.296	31.915	24.536	227.3	1:30.747	17	42.257	52.660	52.391	125.4	2:27.308
6	34.302	32.216	24.662	225.9	1:31.180	18	54.230	49.556	41.002	232.2	2:24.788
7	34.572	31.983	24.523	233.2	1:31.078	19	35.060	32.737	24.814	227.8	1:32.611
8	34.395	32.264	24.691	226.4	1:31.350	20	35.037	32.468	24.659	236.3	1:32.164
9	34.654	32.278	24.649	226.8	1:31.581	21	34.921	32.580	24.964	229.2	1:32.465
10	34.429	32.216	24.949	227.3	1:31.594	22	34.846	32.409	25.158	229.2	1:32.413
11	34.918	32.525	24.959	226.8	1:32.402	23	35.242	32.593	25.003	233.7	1:32.838
12	34.861	32.477	24.683	233.2	1:32.021						

3 PALMER					GBR Comma						
1	43.729	33.291	24.987	235.8	1:42.007	13	35.062	32.756	24.969	224.5	1:32.787
2	35.195	32.217	25.279	235.8	1:32.691	14	35.144	32.730	24.950	226.8	1:32.824
3	36.028	32.471	24.863	226.4	1:33.362	15	35.221	32.865	25.811	226.4	1:33.897
4	34.796	32.374	24.814	226.4	1:31.984	16	35.229	34.054	26.591	224.5	1:35.874
5	35.411	32.600	25.262	227.8	1:33.273	17	35.988	49.406	52.885	111.6	2:18.279
6	34.733	32.409	25.129	232.2	1:32.271	18	53.709	49.378	39.647	235.2	2:22.734
7	34.758	32.411	24.872	225.9	1:32.041	19	35.009	32.641	25.853	225.4	1:33.503
8	34.825	32.846	25.101	226.4	1:32.772	20	35.247	32.519	25.154	226.8	1:32.920
9	35.022	32.837	25.048	227.3	1:32.907	21	36.338	56.736	25.689	225.0	1:58.763
10	35.086	32.769	24.921	232.7	1:32.776	22	35.489	32.966	25.247	225.4	1:33.702
11	35.548	32.747	24.962	227.8	1:33.257	23	36.104	33.064	25.276	225.0	1:34.444
12	35.165	32.709	24.874	233.2	1:32.748						

4 JOUSSE					FRA E Leclerc						
1	41.801	31.933	24.729	227.8	1:38.463	13	34.501	32.113	24.617	235.2	1:31.231
2	34.432	31.736	24.576	225.9	1:30.744	14	34.277	32.312	24.594	228.3	1:31.183
3	34.502	31.782	24.446	226.4	1:30.730	15	34.528	32.390	25.080	236.3	1:31.998
4	34.107	31.802	24.720	225.9	1:30.629	16	34.723	32.596	27.527	194.9	1:34.846
5	34.411	31.766	24.695	227.8	1:30.872	17	50.424	53.645	51.444		2:35.513
6	34.079	31.822	24.644	227.3	1:30.545	18	55.461	49.353	42.243	228.3	2:27.057
7	34.320	31.720	24.628	226.8	1:30.668	19	35.864	32.467	24.934	227.8	1:33.265
8	34.210	32.000	24.668	226.4	1:30.878	20	35.069	33.033	24.772	228.3	1:32.874
9	34.430	31.877	24.578	228.8	1:30.885	21	34.596	32.122	24.745	234.7	1:31.463
10	34.531	32.051	24.642	228.3	1:31.224	22	35.095	32.446	24.750	235.2	1:32.291
11	34.671	32.602	24.763	227.8	1:32.036	23	35.445	32.173	24.932	226.8	1:32.550
12	34.515	32.250	24.833	235.2	1:31.598						



Weather/Track: Sun 28° /Dry 49°

Circuit Length - 4.005 kilometres
Circuit Ricardo Tormo
Valencia

FIA Formula Two Championship

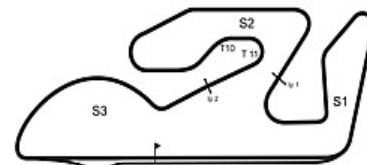
Race 1 - Sector Analysis Report

Lap S1 Time S1 Spd S2 Time S2 Spd S3 Time S3 Spd Lap Time Pit Lap S1 Time S1 Spd S2 Time S2 Spd S3 Time S3 Spd Lap Time Pit

5 BRUNDLE					GBR Sen GAC Nasstar						
1	43.289	32.896	24.882	229.7	1:41.067	13	34.505	32.650	24.831	226.8	1:31.986
2	34.183	31.996	24.726	226.8	1:30.905	14	34.649	32.407	24.966	227.3	1:32.022
3	34.286	32.319	24.531	234.7	1:31.136	15	34.788	32.463	25.312	226.8	1:32.563
4	34.182	32.098	24.726	227.3	1:31.006	16	34.828	34.027	29.016	215.5	1:37.871
5	34.214	31.902	24.554	235.2	1:30.670	17	42.817	53.319	51.237	126.3	2:27.373
6	34.282	32.096	24.714	226.4	1:31.092	18	55.058	49.642	41.270	225.0	2:25.970
7	34.309	32.025	24.575	227.3	1:30.909	19	35.167	32.740	25.285	225.9	1:33.192
8	34.450	32.000	24.784	232.2	1:31.234	20	34.967	32.507	25.176	227.8	1:32.650
9	34.478	32.158	24.770	228.8	1:31.406	21	34.977	32.405	24.992	228.3	1:32.374
10	34.879	32.332	24.869	226.8	1:32.080	22	34.777	32.471	25.122	226.8	1:32.370
11	34.788	32.167	25.004	228.3	1:31.959	23	34.849	32.456	24.959	227.3	1:32.264
12	34.641	32.317	24.890	228.8	1:31.848						

6 EBRAHIM					IND JK Racing						
1	45.866	34.022	24.875	235.2	1:44.763	13	34.723	32.527	24.952	226.4	1:32.202
2	34.743	32.393	24.745	225.9	1:31.881	14	34.690	32.269	24.888	226.8	1:31.847
3	34.703	32.632	24.637	236.8	1:31.972	15	35.239	32.377	25.600	226.8	1:33.216
4	35.140	32.331	24.931	226.8	1:32.402	16	35.249	32.843	26.601	217.7	1:34.693
5	34.721	32.601	24.704	233.7	1:32.026	17	40.269	52.702	52.558		2:25.529
6	34.410	32.323	24.864	225.9	1:31.597	18	53.688	49.629	39.900	235.2	2:23.217
7	34.477	32.275	25.004	225.9	1:31.756	19	35.375	32.630	25.077	225.0	1:33.082
8	34.720	32.264	25.000	225.4	1:31.984	20	35.574	32.546	25.006	225.9	1:33.126
9	34.459	32.312	24.794	225.9	1:31.565	21	35.006	32.654	25.103	227.3	1:32.763
10	34.484	32.275	24.825	224.0	1:31.584	22	35.125	32.619	25.175	225.9	1:32.919
11	34.941	32.571	24.896	226.8	1:32.408	23	36.244	32.459	25.054	225.4	1:33.757
12	34.810	32.509	24.955	226.8	1:32.274						

7 SURTEES					GBR Surtees						
1	42.813	32.813	24.736	228.8	1:40.362	13	34.630	32.312	24.904	225.9	1:31.846
2	34.471	31.735	24.778	226.8	1:30.984	14	34.671	32.359	24.701	227.3	1:31.731
3	34.090	32.301	24.776	226.8	1:31.167	15	34.564	32.360	25.259	226.4	1:32.183
4	34.079	31.720	24.538	227.8	1:30.337	16	34.799	34.033	28.408	188.4	1:37.240
5	33.986	31.991	24.687	226.4	1:30.664	17	44.606	53.282	51.158	121.2	2:29.046
6	34.247	31.913	24.713	227.3	1:30.873	18	55.237	49.500	41.389	233.2	2:26.126
7	34.369	32.003	24.689	227.3	1:31.061	19	35.140	32.675	25.144	233.2	1:32.959
8	34.345	32.167	24.810	227.3	1:31.322	20	34.908	32.670	25.155	228.3	1:32.733
9	34.557	32.273	24.832	227.8	1:31.662	21	34.803	32.447	24.849	227.8	1:32.099
10	34.561	32.405	25.062	232.7	1:32.028	22	34.833	32.429	24.938	227.8	1:32.200
11	34.480	32.239	24.851	227.8	1:31.570	23	34.999	32.528	24.834	237.8	1:32.361
12	35.334	32.263	24.789	227.8	1:32.386						



Weather/Track: Sun 28° / Dry 49°

Circuit Length - 4.005 kilometres
Circuit Ricardo Tormo
Valencia

FIA Formula Two Championship

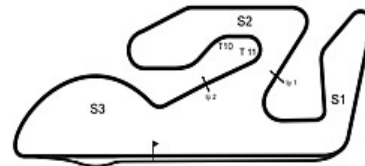
Race 1 - Sector Analysis Report

Lap S1 Time S1 Spd S2 Time S2 Spd S3 Time S3 Spd Lap Time Pit Lap S1 Time S1 Spd S2 Time S2 Spd S3 Time S3 Spd Lap Time Pit

8 HEGEWALD					GER	Hegewald					
1	40.326	31.624	24.412	227.8	1:36.362	9	34.102	32.058	24.676	236.3	1:30.836
2	34.249	31.605	24.259	227.8	1:30.113	10	34.133	32.129	24.511	227.8	1:30.773
3	33.895	31.689	24.358	227.3	1:29.942	11	34.276	32.252	24.534	229.7	1:31.062
4	34.071	31.689	24.262	236.8	1:30.022	12	34.694	32.253	24.566	229.7	1:31.513
5	34.094	31.819	24.379	228.3	1:30.292	13	34.564	32.351	24.631	227.8	1:31.546
6	33.922	31.934	24.550	227.8	1:30.406	14	34.402	32.240	24.664	228.3	1:31.306
7	34.205	31.803	24.595	227.3	1:30.603						
8	34.244	31.780	24.310	235.8	1:30.334						

9 GANDOLFI					ITA	Piscine Laghetto					
1	47.245	34.274	26.457	232.7	1:47.976	13	36.016	33.262	26.058	225.0	1:35.336
2	35.443	33.168	25.485	230.2	1:34.096	14	35.896	33.511	26.205	224.5	1:35.612
3	35.180	33.195	25.395	225.0	1:33.770	15	36.220	33.875	27.295	223.6	1:37.390
4	35.537	33.093	25.560	233.2	1:34.190	16	36.210	34.101	26.559	223.6	1:36.870
5	35.296	33.446	25.648	224.5	1:34.390	17	36.019	34.012	38.099		1:48.130
6	35.710	33.076	25.862	223.6	1:34.648	18	54.783	48.636	38.587	233.2	2:22.006
7	35.580	33.441	25.680	223.1	1:34.701	19	36.193	33.443	25.967	224.0	1:35.603
8	35.216	33.143	25.290	222.2	1:33.649	20	36.471	34.049	26.162	224.5	1:36.682
9	35.791	33.136	25.488	224.0	1:34.415	21	35.834	33.815	25.791	225.9	1:35.440
10	36.410	33.226	25.434	232.2	1:35.070	22	36.238	34.028	25.579	233.7	1:35.845
11	35.781	33.474	25.584	225.4	1:34.839	23	36.894	33.770	25.781	225.9	1:36.445
12	35.490	33.364	25.375	225.4	1:34.229						

10 DE MARCO					ITA	I.T.A.S Spa					
1	44.339	32.959	24.832	240.0	1:42.130	13	34.884	32.433	24.650	226.8	1:31.967
2	34.671	31.798	24.596	226.8	1:31.065	14	35.354	32.501	24.911	227.3	1:32.766
3	34.364	31.937	24.662	228.3	1:30.963	15	34.869	32.481	25.147	228.3	1:32.497
4	34.416	32.077	24.764	228.8	1:31.257	16	35.250	33.098	28.441	169.2	1:36.789
5	34.569	31.975	24.598	226.8	1:31.142	17	42.259	52.169	52.168	128.1	2:26.596
6	34.665	32.000	24.811	227.3	1:31.476	18	54.461	49.723	41.171	226.4	2:25.355
7	34.384	31.934	24.787	231.7	1:31.105	19	35.365	32.724	24.803	236.3	1:32.892
8	34.579	32.078	24.734	226.4	1:31.391	20	34.806	32.377	25.063	228.3	1:32.246
9	34.644	32.249	24.659	225.9	1:31.552	21	35.084	32.364	25.073	228.8	1:32.521
10	34.605	32.404	24.774	227.3	1:31.783	22	34.767	32.403	25.091	227.3	1:32.261
11	34.745	32.247	24.844	228.8	1:31.836	23	35.005	32.428	24.933	235.8	1:32.366
12	35.064	32.466	25.048	227.3	1:32.578						



Weather/Track: Sun 28° /Dry 49°

Circuit Length - 4.005 kilometres
Circuit Ricardo Tormo
Valencia

FIA Formula Two Championship

Race 1 - Sector Analysis Report

Lap S1 Time S1 Spd S2 Time S2 Spd S3 Time S3 Spd Lap Time Pit Lap S1 Time S1 Spd S2 Time S2 Spd S3 Time S3 Spd Lap Time Pit

11 CLARKE

GBR

KSS Design Group

1	44.036	32.570	24.766	235.2	1:41.372	13	34.484	32.515	24.755	223.1	1:31.754
2	34.650	31.803	24.785	233.2	1:31.238	14	35.665	32.444	24.979	224.0	1:33.088
3	34.401	32.053	24.686	225.4	1:31.140	15	34.865	32.313	25.388	224.5	1:32.566
4	34.392	32.027	24.867	225.0	1:31.286	16	35.316	33.249	27.914	188.8	1:36.479
5	34.348	31.998	24.597	230.7	1:30.943	17	42.079	52.667	51.596	130.9	2:26.342
6	34.592	32.156	24.812	231.7	1:31.560	18	54.827	49.752	41.426	223.6	2:26.005
7	34.261	32.087	24.722	223.1	1:31.070	19	35.339	32.797	25.143	221.3	1:33.279
8	34.492	32.108	24.546	223.6	1:31.146	20	37.048	32.554	25.284	223.6	1:34.886
9	34.455	32.088	24.840	223.1	1:31.383	21	35.006	32.394	24.954	225.9	1:32.354
10	34.783	32.362	24.763	224.0	1:31.908	22	35.382	32.511	25.244	224.0	1:33.137
11	34.629	32.507	25.171	221.7	1:32.307	23	35.712	32.800	25.499	226.8	1:34.011
12	34.947	32.534	24.802	224.5	1:32.283						

12 WICKENS

CAN

Red Bull Lukoil

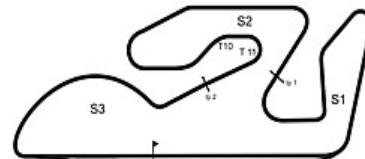
1	38.509	31.034	24.375	225.4	1:33.918	13	34.290	31.929	24.698	226.4	1:30.917
2	33.702	31.248	24.216	225.4	1:29.166	14	34.347	32.122	24.616	226.8	1:31.085
3	33.802	31.469	24.449	225.4	1:29.720	15	34.310	32.093	24.728	227.3	1:31.131
4	33.788	31.402	24.378	225.9	1:29.568	16	34.593	32.097	28.291	160.4	1:34.981
5	33.811	31.329	24.293	225.9	1:29.433	17	1:02.424	54.621	51.005		2:48.050
6	33.843	31.508	24.304	226.8	1:29.655	18	56.123	49.254	42.820	233.7	2:28.197
7	34.030	31.595	24.843	226.8	1:30.468	19	34.295	31.890	24.407	233.7	1:30.592
8	33.962	31.748	24.490	225.9	1:30.200	20	34.231	31.888	24.506	227.3	1:30.625
9	34.104	31.780	24.610	225.9	1:30.494	21	34.162	31.880	24.547	227.8	1:30.589
10	34.210	31.741	24.535	226.4	1:30.486	22	34.248	32.027	24.639	227.3	1:30.914
11	34.410	31.800	24.647	226.4	1:30.857	23	34.639	32.161	25.098	202.6	1:31.898
12	34.154	31.892	24.631	226.8	1:30.677						

14 BORTOLOTTI

ITA

Red Bull

1	42.646	32.618	24.622	228.3	1:39.886	13	34.568	32.543	24.794	226.8	1:31.905
2	34.263	32.036	24.539	228.8	1:30.838	14	34.598	32.342	24.767	227.8	1:31.707
3	34.372	32.162	24.659	227.8	1:31.193	15	34.469	32.481	25.236	227.3	1:32.186
4	33.918	31.837	24.535	227.8	1:30.290	16	34.826	33.341	27.719	206.5	1:35.886
5	34.181	32.097	24.488	227.8	1:30.766	17	46.502	52.754	51.334	119.3	2:30.590
6	34.140	31.996	24.669	227.8	1:30.805	18	55.415	49.785	41.305	235.2	2:26.505
7	34.313	32.101	24.579	227.8	1:30.993	19	35.596	32.695	24.883	235.8	1:33.174
8	34.431	32.229	24.806	227.8	1:31.466	20	34.781	33.105	24.783	236.3	1:32.669
9	34.374	32.361	24.677	228.3	1:31.412	21	34.815	32.478	24.828	227.3	1:32.121
10	34.632	32.537	24.791	227.3	1:31.960	22	34.792	32.539	24.947	226.8	1:32.278
11	34.515	32.453	24.699	229.2	1:31.667	23	34.981	32.540	24.949	227.8	1:32.470
12	34.495	32.440	24.823	227.3	1:31.758						



Weather/Track: Sun 28° / Dry 49°

Circuit Length - 4.005 kilometres
Circuit Ricardo Tormo
Valencia

Printed at 15:00, Saturday, 30 May, 2009

© MST Systems Ltd, 2005 (www.mstworld.com)

Page 4

FIA Formula Two Championship

Race 1 - Sector Analysis Report

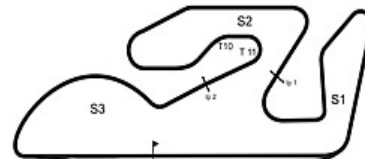
Lap S1 Time S1 Spd S2 Time S2 Spd S3 Time S3 Spd Lap Time Pit Lap S1 Time S1 Spd S2 Time S2 Spd S3 Time S3 Spd Lap Time Pit

15 ALESHIN RUS					Red Bull Lukoil						
1	40.744	32.058	24.904	236.8	1:37.706	13	34.530	32.362	24.555	224.5	1:31.447
2	34.658	31.830	24.523	226.8	1:31.011	14	34.361	32.418	24.645	225.9	1:31.424
3	34.124	31.770	24.587	226.4	1:30.481	15	34.595	32.436	25.357	229.7	1:32.388
4	34.208	31.939	24.447	226.8	1:30.594	16	34.518	32.523	25.988	191.4	1:33.029
5	34.195	31.730	24.758	228.8	1:30.683	17	51.376	53.977	51.419		2:36.772
6	34.138	31.880	24.592	225.4	1:30.610	18	55.849	49.162	42.531	234.7	2:27.542
7	34.314	31.832	24.666	228.3	1:30.812	19	35.535	32.300	24.768	225.4	1:32.603
8	34.123	31.940	24.746	225.4	1:30.809	20	34.819	32.333	24.628	227.3	1:31.780
9	34.398	32.056	24.690	234.7	1:31.144	21	34.627	32.313	25.997	237.8	1:32.937
10	34.303	32.247	24.741	226.4	1:31.291	22	34.536	32.348	24.810	226.8	1:31.694
11	34.346	32.362	24.601	227.3	1:31.309	23	34.744	32.636	25.113	226.4	1:32.493
12	34.482	32.409	24.725	226.8	1:31.616						

16 PISCOPO ITA					Auto Capital						
1	42.300	32.259	24.765	229.7	1:39.324	3	34.284	32.117	47.551		1:53.952 Pit
2	34.333	31.840	24.663	227.8	1:30.836						

17 IACONELLI BRA					Iaconelli.com						
1	39.682	31.639	24.419	226.8	1:35.740	13	34.454	32.143	24.628	225.9	1:31.225
2	33.978	31.599	24.335	225.9	1:29.912	14	34.485	32.089	24.603	226.4	1:31.177
3	33.979	31.718	24.425	225.9	1:30.122	15	34.712	32.292	24.663	227.3	1:31.667
4	33.901	31.532	24.348	225.9	1:29.781	16	34.577	32.119	25.065	205.3	1:31.761
5	33.963	31.722	24.353	225.9	1:30.038	17	58.302	54.620	51.087		2:44.009
6	33.978	31.733	24.437	225.9	1:30.148	18	56.020	49.153	43.142	226.4	2:28.315
7	34.178	31.886	24.486	226.8	1:30.550	19	34.770	32.010	24.531	226.8	1:31.311
8	34.130	31.821	24.657	225.9	1:30.608	20	34.469	32.046	24.771	226.8	1:31.286
9	34.389	32.174	24.650	226.4	1:31.213	21	34.623	32.107	24.644	227.8	1:31.374
10	34.353	31.822	24.591	226.4	1:30.766	22	34.759	32.140	24.798	225.9	1:31.697
11	34.442	32.445	24.595	234.2	1:31.482	23	34.722	32.255	24.964	224.5	1:31.941
12	34.490	32.250	24.628	227.3	1:31.368						

18 GACHNANG SUI					Motorex						
1	44.620	33.048	24.978	227.3	1:42.646	13	35.158	32.649	24.984	225.9	1:32.791
2	34.909	32.208	24.734	226.8	1:31.851	14	34.595	32.348	25.137	226.4	1:32.080
3	34.269	31.937	24.994	226.8	1:31.200	15	34.711	32.434	25.415	227.8	1:32.560
4	34.254	31.806	25.099	227.3	1:31.159	16	34.823	33.767	27.036	170.6	1:35.626
5	34.119	31.960	24.747	227.3	1:30.826	17	42.371	52.815	52.767		2:27.953
6	34.255	31.976	25.104	225.9	1:31.335	18	54.333	49.099	40.743	225.9	2:24.175
7	34.214	31.870	24.671	228.8	1:30.755	19	35.296	32.388	25.010	227.8	1:32.694
8	34.501	32.104	24.827	226.8	1:31.432	20	35.181	32.390	25.056	226.4	1:32.627
9	34.562	32.108	24.849	227.3	1:31.519	21	34.979	32.306	25.176	227.3	1:32.461
10	34.613	32.391	25.152	226.8	1:32.156	22	34.701	32.366	25.014	227.8	1:32.081
11	35.709	32.523	25.110	229.2	1:33.342	23	35.076	32.574	25.354	227.3	1:33.004
12	34.773	32.411	25.146	227.8	1:32.330						



Weather/Track: Sun 28° / Dry 49°

Circuit Length - 4.005 kilometres
Circuit Ricardo Tormo
Valencia

FIA Formula Two Championship

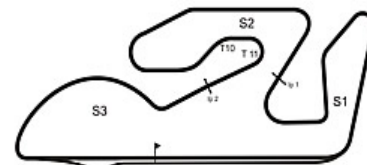
Race 1 - Sector Analysis Report

Lap S1 Time S1 Spd S2 Time S2 Spd S3 Time S3 Spd Lap Time Pit Lap S1 Time S1 Spd S2 Time S2 Spd S3 Time S3 Spd Lap Time Pit

20 HOING					GER	HASKAMP & Societe Generale					
1	46.203	33.164	25.311	228.3	1:44.678	13	35.070	32.493	25.069	224.0	1:32.632
2	35.869	32.744	24.851	224.0	1:33.464	14	36.177	32.766	25.164	230.7	1:34.107
3	35.199	32.066	25.052	224.0	1:32.317	15	35.575	32.568	25.946	223.1	1:34.089
4	35.786	32.531	24.865	224.5	1:33.182	16	35.996	33.136	25.637	222.2	1:34.769
5	35.289	32.240	25.221	225.4	1:32.750	17	35.527	37.065	53.519		2:06.111
6	35.425	32.304	25.088	224.5	1:32.817	18	54.102	47.804	39.151	235.2	2:21.057
7	34.945	32.421	24.855	224.5	1:32.221	19	35.373	32.534	25.744	232.7	1:33.651
8	34.984	32.410	25.020	224.5	1:32.414	20	35.549	32.562	24.971	234.7	1:33.082
9	34.906	42.979	25.337	223.1	1:43.222	21	35.906	34.260	25.747	223.6	1:35.913
10	35.240	32.398	25.030	222.6	1:32.668	22	36.094	32.653	25.046	232.2	1:33.793
11	34.931	32.356	25.904	222.6	1:33.191	23	35.126	32.754	25.343	223.6	1:33.223
12	34.901	33.531	25.056	223.6	1:33.488						

21 VASILIAUSKAS					LIT	Darsena					
1	41.284	31.847	24.466	234.7	1:37.597	13	34.556	32.133	24.590	226.8	1:31.279
2	34.367	31.518	24.277	226.4	1:30.162	14	34.520	32.268	24.614	228.3	1:31.402
3	34.059	31.467	24.403	227.8	1:29.929	15	34.473	32.480	25.673	226.4	1:32.626
4	33.911	31.595	24.404	234.7	1:29.910	16	34.754	32.256	24.982	225.9	1:31.992
5	33.945	31.718	24.379	228.3	1:30.042	17	55.199	54.416	51.270		2:40.885
6	34.215	31.903	24.533	233.2	1:30.651	18	55.823	49.113	43.147	229.7	2:28.083
7	34.197	31.862	24.554	227.3	1:30.613	19	35.349	32.228	24.632	233.7	1:32.209
8	34.460	31.993	24.538	227.8	1:30.991	20	34.441	32.266	24.567	229.2	1:31.274
9	34.140	32.039	24.643	226.8	1:30.822	21	34.546	32.373	24.584	228.8	1:31.503
10	34.227	32.125	24.386	235.2	1:30.738	22	34.871	32.285	24.581	228.8	1:31.737
11	34.352	32.065	24.944	227.3	1:31.361	23	34.506	32.347	24.837	227.8	1:31.690
12	34.360	32.250	24.756	227.8	1:31.366						

22 SOUCEK					ESP	FK-Automotive					
1	39.186	31.407	24.140	228.3	1:34.733	9	34.376	32.005	24.414	227.3	1:30.795
2	33.901	31.363	24.129	227.3	1:29.393	10	34.305	31.993	24.516	225.4	1:30.814
3	33.925	31.560	24.259	227.3	1:29.744	11	34.592	32.122	24.464	235.2	1:31.178
4	34.031	31.607	24.066	236.3	1:29.704	12	34.393	32.313	24.440	228.3	1:31.146
5	33.825	31.679	24.146	226.8	1:29.650	13	34.584	32.290	24.514	227.3	1:31.388
6	34.015	31.743	24.610	227.3	1:30.368	14	34.451	32.307	24.331	227.3	1:31.089
7	34.241	31.804	24.493	227.8	1:30.538						
8	34.320	31.892	24.456	226.8	1:30.668						



Weather/Track: Sun 28° / Dry 49°

Circuit Length - 4.005 kilometres
Circuit Ricardo Tormo
Valencia

FIA Formula Two Championship

Race 1 - Sector Analysis Report

Lap S1 Time S1 Spd S2 Time S2 Spd S3 Time S3 Spd Lap Time Pit Lap S1 Time S1 Spd S2 Time S2 Spd S3 Time S3 Spd Lap Time Pit

23 KARJALAINEN

FIN

Everyman LTC Rakennus

1	45.770	33.319	25.145	226.8	1:44.234	13	34.731	32.508	24.570	225.9	1:31.809
2	34.924	32.138	24.720	225.4	1:31.782	14	34.697	32.346	25.007	226.8	1:32.050
3	35.024	32.536	24.946	230.2	1:32.506	15	1:11.604	32.754	26.233	225.0	2:10.591
4	34.816	32.238	24.733	236.8	1:31.787	16	35.918	32.519	25.245	225.0	1:33.682
5	34.637	32.140	24.733	225.4	1:31.510	17	35.207	32.271	49.410		1:56.888
6	34.408	31.701	24.765	225.0	1:30.874	18	54.254	47.803	38.814	229.7	2:20.871
7	34.703	32.569	24.645	225.4	1:31.917	19	35.317	32.747	25.516	228.8	1:33.580
8	34.520	32.003	25.060	225.4	1:31.583	20	35.629	32.650	24.997	229.2	1:33.276
9	34.555	32.251	24.959	225.9	1:31.765	21	35.621	33.400	24.881	228.3	1:33.902
10	34.663	32.235	24.838	225.4	1:31.736	22	35.158	32.486	24.888	227.3	1:32.532
11	34.559	32.388	24.970	223.6	1:31.917	23	35.271	32.578	25.026	227.3	1:32.875
12	34.724	32.503	24.803	225.4	1:32.030						

24 GLADDIS

GBR

Marrache & Co

1	46.469	34.091	26.693	225.4	1:47.253	13	34.564	32.597	24.831	231.7	1:31.992
2	34.702	31.952	25.044	227.8	1:31.698	14	34.782	32.505	24.754	232.7	1:32.041
3	35.221	32.273	25.151	227.3	1:32.645	15	36.788	32.555	25.376	226.4	1:34.719
4	34.968	32.480	24.887	229.7	1:32.335	16	34.777	32.685	25.835	224.5	1:33.297
5	35.216	32.609	24.632	235.2	1:32.457	17	40.529	52.494	53.199		2:26.222
6	34.709	32.036	24.650	226.8	1:31.395	18	53.227	49.683	39.754	229.7	2:22.664
7	34.397	32.024	24.775	227.3	1:31.196	19	34.766	32.537	24.953	236.8	1:32.256
8	34.404	32.420	24.590	237.8	1:31.414	20	35.754	32.621	25.016	227.3	1:33.391
9	34.145	32.227	24.765	227.3	1:31.137	21	35.047	32.548	25.016	230.2	1:32.611
10	34.621	32.379	24.842	225.0	1:31.842	22	35.234	32.678	24.685	237.3	1:32.597
11	34.571	32.143	24.797	227.8	1:31.511	23	44.070	32.897	25.058	224.5	1:42.025
12	34.922	32.302	24.995	226.8	1:32.219						

25 PAVLOVIC

SRB

Bobby Tech

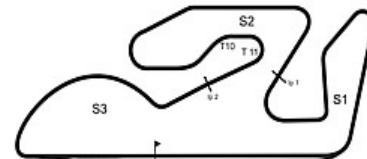
1	7:17.430	31.649	24.747	224.0	8:13.826	4	35.012	34.193	33.218		1:42.423 Pit
2	34.106	31.488	25.609	233.7	1:31.203						
3	33.664	31.519	24.287	233.7	1:29.470						

27 SANCHEZ

ESP

Go Karts Orihuela Costa

1	45.451	33.332	24.893	227.3	1:43.676	13	35.038	32.681	24.950	226.4	1:32.669
2	34.810	32.227	24.644	233.2	1:31.681	14	35.279	32.107	25.007	226.4	1:32.393
3	35.177	31.798	24.836	225.4	1:31.811	15	34.898	32.418	25.308	226.4	1:32.624
4	34.435	31.821	24.851	225.9	1:31.107	16	34.911	33.433	27.381	192.5	1:35.725
5	34.472	32.117	24.914	224.0	1:31.503	17	42.581	52.232	53.448		2:28.261
6	34.494	31.786	24.868	224.0	1:31.148	18	53.646	49.351	40.466	230.2	2:23.463
7	34.664	31.903	24.579	225.0	1:31.146	19	35.230	32.496	24.975	226.4	1:32.701
8	34.940	31.908	24.750	225.0	1:31.598	20	35.673	32.498	25.192	227.3	1:33.363
9	34.558	32.046	24.773	226.4	1:31.377	21	35.183	32.574	25.001	227.3	1:32.758
10	34.681	32.235	24.922	225.0	1:31.838	22	35.356	32.486	24.817	235.2	1:32.659
11	35.342	32.218	24.859	227.8	1:32.419	23	35.731	32.822	25.217	227.3	1:33.770
12	34.673	32.270	24.982	227.8	1:31.925						



Weather/Track: Sun 28° / Dry 49°

Circuit Length - 4.005 kilometres
Circuit Ricardo Tormo
Valencia

Printed at 15:00, Saturday, 30 May, 2009

© MST Systems Ltd, 2005 (www.mstworld.com)

Page 7

FIA Formula Two Championship

Race 1 - Sector Analysis Report

Lap S1 Time S1 Spd S2 Time S2 Spd S3 Time S3 Spd Lap Time Pit Lap S1 Time S1 Spd S2 Time S2 Spd S3 Time S3 Spd Lap Time Pit

31 MOORE

GBR

Olney Tyres & Exhausts

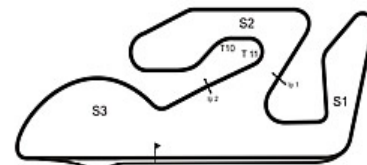
1	46.699	33.647	24.871	234.7	1:45.217	13	34.906	32.653	24.976	226.4	1:32.535	
2	35.630	32.849	24.681	234.7	1:33.160	14	34.718	32.133	24.908	225.4	1:31.759	
3	35.345	32.178	24.889	234.7	1:32.412	15	35.083	32.306	25.482	225.0	1:32.871	
4	34.941	31.957	24.632	234.2	1:31.530	16	35.972	32.752	26.033	224.0	1:34.757	
5	34.530	32.020	24.949	227.3	1:31.499	17	35.343	39.289	53.312		2:07.944	
6	34.771	32.274	29.264		1:36.309	Pit	18	54.352	47.975	39.399	227.3	2:21.726
7	52.703	31.983	24.741	232.7	1:49.427	19	35.137	32.510	25.696	228.8	1:33.343	
8	34.260	31.893	24.797	225.4	1:30.950	20	35.683	32.367	25.004	228.3	1:33.054	
9	34.561	32.179	24.766	234.2	1:31.506	21	36.274	32.947	25.039	226.8	1:34.260	
10	34.828	31.950	24.781	225.0	1:31.559	22	34.876	32.414	25.208	225.4	1:32.498	
11	34.581	32.263	25.025	226.4	1:31.869	23	34.929	32.217	25.175	225.9	1:32.321	
12	34.570	32.291	24.978	225.4	1:31.839							

33 ENG

AUS

European Racing Events

1	41.962	32.166	24.798	234.7	1:38.926	13	34.652	32.252	24.774	225.4	1:31.678	
2	34.410	31.773	24.564	227.3	1:30.747	14	34.537	32.178	24.787	225.9	1:31.502	
3	34.366	31.957	24.629	226.4	1:30.952	15	34.590	32.252	25.302	216.4	1:32.144	
4	34.264	31.812	24.530	227.3	1:30.606	16	34.934	32.380	26.872	216.8	1:34.186	
5	34.375	31.872	24.526	226.8	1:30.773	17	48.698	53.493	51.435		2:33.626	
6	34.337	31.964	24.672	232.7	1:30.973	18	55.555	49.434	41.796	235.2	2:26.785	
7	34.384	31.936	24.598	226.4	1:30.918	19	35.361	32.278	24.833	227.3	1:32.472	
8	34.389	32.012	24.774	224.5	1:31.175	20	35.060	32.322	24.844	226.8	1:32.226	
9	34.533	32.186	24.759	225.4	1:31.478	21	34.802	32.172	25.059	239.4	1:32.033	
10	34.615	32.159	24.841	224.5	1:31.615	22	35.365	32.301	24.955	230.2	1:32.621	
11	34.780	32.181	24.819	226.4	1:31.780	23	42.134	32.799	25.681	223.6	1:40.614	
12	34.720	32.060	24.686	225.9	1:31.466							



Weather/Track: Sun 28° /Dry 49°

Circuit Length - 4.005 kilometres
Circuit Ricardo Tormo
Valencia

Printed at 15:00, Saturday, 30 May, 2009

© MST Systems Ltd, 2005 (www.mstworld.com)

Page 8

FIA Formula Two Championship

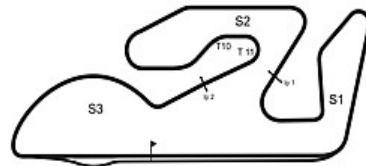
Race 1 - Best Sector Times Report

POS	SECTOR 1			SECTOR 2			SECTOR 3			NO	NAME	IDEAL/BEST LAP COMPARISON			DIFF
	NO	TIME	LAP	NO	TIME	LAP	NO	TIME	LAP			IDEAL	BEST	LAP	
1	25	33.664	3	12	31.034	1	22	24.066	4	12	WICKENS	1:28.952	1:29.166	2	+ 0.214
2	12	33.702	2	22	31.363	2	12	24.216	2	22	SOUCEK	1:29.254	1:29.393	2	+ 0.139
3	22	33.825	5	21	31.467	3	8	24.259	2	25	PAVLOVIC	1:29.439	1:29.470	3	+ 0.031
4	8	33.895	3	25	31.488	2	21	24.277	2	21	VASILIAUSK	1:29.655	1:29.910	4	+ 0.255
5	17	33.901	4	17	31.532	4	25	24.287	3	8	HEGEWALD	1:29.759	1:29.942	3	+ 0.183
6	21	33.911	4	8	31.605	2	17	24.335	2	17	IACONELLI	1:29.768	1:29.781	4	+ 0.013
7	14	33.918	4	23	31.701	6	4	24.446	3	14	BORTOLOTT	1:30.243	1:30.290	4	+ 0.047
8	7	33.986	5	4	31.720	7	15	24.447	4	7	SURTEES	1:30.244	1:30.337	4	+ 0.093
9	4	34.079	6	7	31.720	4	14	24.488	5	4	JOUSSE	1:30.245	1:30.545	6	+ 0.300
10	18	34.119	5	15	31.730	5	2	24.523	7	15	ALESHIN	1:30.300	1:30.481	3	+ 0.181
11	15	34.123	8	33	31.773	2	33	24.526	5	33	ENG	1:30.563	1:30.606	4	+ 0.043
12	24	34.145	9	27	31.786	6	5	24.531	3	18	GACHNANG	1:30.596	1:30.755	7	+ 0.159
13	5	34.182	4	10	31.798	2	7	24.538	4	11	CLARKE	1:30.610	1:30.943	5	+ 0.333
14	31	34.260	8	11	31.803	2	11	24.546	8	5	BRUNDLE	1:30.615	1:30.670	5	+ 0.055
15	11	34.261	7	18	31.806	4	23	24.570	13	23	KARJALAIN	1:30.679	1:30.874	6	+ 0.195
16	33	34.264	4	14	31.837	4	27	24.579	7	24	GLADDIS	1:30.687	1:31.137	9	+ 0.450
17	16	34.284	3	16	31.840	2	24	24.590	8	2	HOHENTHAL	1:30.734	1:30.747	5	+ 0.013
18	2	34.296	5	31	31.893	8	10	24.596	2	10	DE MARCO	1:30.758	1:30.963	3	+ 0.205
19	10	34.364	3	5	31.902	5	31	24.632	4	31	MOORE	1:30.785	1:30.950	8	+ 0.165
20	23	34.408	6	2	31.915	5	6	24.637	3	16	PISCOPO	1:30.787	1:30.836	2	+ 0.049
21	6	34.410	6	24	31.952	2	16	24.663	2	27	SANCHEZ	1:30.800	1:31.107	4	+ 0.307
22	27	34.435	4	20	32.066	3	18	24.671	7	6	EBRAHIM	1:31.311	1:31.565	9	+ 0.254
23	3	34.733	6	3	32.217	2	3	24.814	4	3	PALMER	1:31.764	1:31.984	4	+ 0.220
24	20	34.901	12	6	32.264	8	20	24.851	2	20	HOING	1:31.818	1:32.221	7	+ 0.403
25	9	35.180	3	9	33.076	6	9	25.290	8	9	GANDOLFI	1:33.546	1:33.649	8	+ 0.103

'Perfect Lap' - 1:28.764



Weather/Track: Sun 28° /Dry 49°



Circuit Length - 4.005 kilometres
Circuit Ricardo Tormo
Valencia

FIA Formula Two Championship

RACE 1 - LAP CHART

Lap 1			Lap 2			Lap 3			Lap 4			Lap 5		
No	Behind	Laptime	No	Behind	Laptime	No	Behind	Laptime	No	Behind	Laptime	No	Behind	Laptime
12		1:33.918	12		1:29.166	12		1:29.720	12		1:29.568	12		1:29.433
22	0.815	1:34.733	22	1.042	1:29.393	22	1.066	1:29.744	22	1.202	1:29.704	22	1.419	1:29.650
17	1.822	1:35.740	17	2.568	1:29.912	17	2.970	1:30.122	17	3.183	1:29.781	17	3.788	1:30.038
8	2.444	1:36.362	8	3.391	1:30.113	8	3.613	1:29.942	8	4.067	1:30.022	8	4.926	1:30.292
21	3.679	1:37.597	21	4.675	1:30.162	21	4.884	1:29.929	21	5.226	1:29.910	21	5.835	1:30.042
15	3.788	1:37.706	15	5.633	1:31.011	15	6.394	1:30.481	15	7.420	1:30.594	15	8.670	1:30.683
4	4.545	1:38.463	4	6.123	1:30.744	4	7.133	1:30.730	4	8.194	1:30.629	4	9.633	1:30.872
33	5.008	1:38.926	33	6.589	1:30.747	33	7.821	1:30.952	33	8.859	1:30.606	33	10.199	1:30.773
16	5.406	1:39.324	16	7.076	1:30.836	14	9.113	1:31.193	14	9.835	1:30.290	14	11.168	1:30.766
14	5.968	1:39.886	14	7.640	1:30.838	7	9.709	1:31.167	7	10.478	1:30.337	7	11.709	1:30.664
7	6.444	1:40.362	7	8.262	1:30.984	5	10.304	1:31.136	5	11.742	1:31.006	5	12.979	1:30.670
5	7.149	1:41.067	5	8.888	1:30.905	11	10.946	1:31.140	11	12.664	1:31.286	11	14.174	1:30.943
11	7.454	1:41.372	11	9.526	1:31.238	10	11.354	1:30.963	10	13.043	1:31.257	10	14.752	1:31.142
3	8.089	1:42.007	10	10.111	1:31.065	18	12.893	1:31.200	18	14.484	1:31.159	18	15.877	1:30.826
10	8.212	1:42.130	18	11.413	1:31.851	2	13.723	1:31.598	2	15.371	1:31.216	2	16.685	1:30.747
18	8.728	1:42.646	3	11.614	1:32.691	27	14.364	1:31.811	27	15.903	1:31.107	27	17.973	1:31.503
2	9.132	1:43.050	2	11.845	1:31.879	3	15.256	1:33.362	3	17.672	1:31.984	23	20.014	1:31.510
27	9.758	1:43.676	27	12.273	1:31.681	23	15.718	1:32.506	23	17.937	1:31.787	6	21.239	1:32.026
23	10.316	1:44.234	23	12.932	1:31.782	6	15.812	1:31.972	6	18.646	1:32.402	3	21.512	1:33.273
20	10.760	1:44.678	6	13.560	1:31.881	20	17.655	1:32.317	31	19.947	1:31.530	31	22.013	1:31.499
6	10.845	1:44.763	20	15.058	1:33.464	31	17.985	1:32.412	20	21.269	1:33.182	24	24.583	1:32.457
31	11.299	1:45.217	31	15.293	1:33.160	24	18.792	1:32.645	24	21.559	1:32.335	20	24.586	1:32.750
24	13.335	1:47.253	24	15.867	1:31.698	9	23.038	1:33.770	9	27.660	1:34.190	9	32.617	1:34.390
9	14.058	1:47.976	9	18.988	1:34.096	16	31.308	1:53.952P				25	4 LAPS	8:13.826

Weather/Track: Sun 28°/Dry 49°

FIA Formula Two Championship

RACE 1 - LAP CHART

(contd.)

Lap 6			Lap 7			Lap 8			Lap 9			Lap 10		
No	Behind	Laptime	No	Behind	Laptime	No	Behind	Laptime	No	Behind	Laptime	No	Behind	Laptime
12		1:29.655	12		1:30.468	12		1:30.200	12		1:30.494	12		1:30.486
22	2.132	1:30.368	22	2.202	1:30.538	22	2.670	1:30.668	22	2.971	1:30.795	22	3.299	1:30.814
17	4.281	1:30.148	17	4.363	1:30.550	17	4.771	1:30.608	17	5.490	1:31.213	17	5.770	1:30.766
8	5.677	1:30.406	8	5.812	1:30.603	8	5.946	1:30.334	8	6.288	1:30.836	8	6.575	1:30.773
21	6.831	1:30.651	21	6.976	1:30.613	21	7.767	1:30.991	21	8.095	1:30.822	21	8.347	1:30.738
15	9.625	1:30.610	15	9.969	1:30.812	15	10.578	1:30.809	15	11.228	1:31.144	15	12.033	1:31.291
4	10.523	1:30.545	4	10.723	1:30.668	4	11.401	1:30.878	4	11.792	1:30.885	4	12.530	1:31.224
33	11.517	1:30.973	33	11.967	1:30.918	33	12.942	1:31.175	33	13.926	1:31.478	33	15.055	1:31.615
14	12.318	1:30.805	14	12.843	1:30.993	14	14.109	1:31.466	14	15.027	1:31.412	14	16.501	1:31.960
7	12.927	1:30.873	7	13.520	1:31.061	7	14.642	1:31.322	7	15.810	1:31.662	7	17.352	1:32.028
5	14.416	1:31.092	5	14.857	1:30.909	5	15.891	1:31.234	5	16.803	1:31.406	5	18.397	1:32.080
11	16.079	1:31.560	11	16.681	1:31.070	11	17.627	1:31.146	11	18.516	1:31.383	11	19.938	1:31.908
10	16.573	1:31.476	10	17.210	1:31.105	10	18.401	1:31.391	10	19.459	1:31.552	10	20.756	1:31.783
18	17.557	1:31.335	18	17.844	1:30.755	18	19.076	1:31.432	18	20.101	1:31.519	18	21.771	1:32.156
2	18.210	1:31.180	2	18.820	1:31.078	2	19.970	1:31.350	2	21.057	1:31.581	2	22.165	1:31.594
27	19.466	1:31.148	27	20.144	1:31.146	27	21.542	1:31.598	27	22.425	1:31.377	27	23.777	1:31.838
23	21.233	1:30.874	23	22.682	1:31.917	23	24.065	1:31.583	23	25.336	1:31.765	23	26.586	1:31.736
6	23.181	1:31.597	6	24.469	1:31.756	6	26.253	1:31.984	6	27.324	1:31.565	6	28.422	1:31.584
3	24.128	1:32.271	3	25.701	1:32.041	24	28.265	1:31.414	24	28.908	1:31.137	24	30.264	1:31.842
24	26.323	1:31.395	24	27.051	1:31.196	3	28.273	1:32.772	3	30.686	1:32.907	3	32.976	1:32.776
20	27.748	1:32.817	20	29.501	1:32.221	20	31.715	1:32.414	20	44.443	1:43.222	20	46.625	1:32.668
31	28.667	1:36.309P	9	41.843	1:34.701	9	45.292	1:33.649	9	49.213	1:34.415	31	50.461	1:31.559
9	37.610	1:34.648	25	4 LAPS	1:29.470	31	48.376	1:30.950	31	49.388	1:31.506	9	53.797	1:35.070
25	4 LAPS	1:31.203	31	47.626	1:49.427	25	4 LAPS	1:42.423P						

Weather/Track: Sun 28°/Dry 49°

www.mstworld.com

Page 2 of 5

Valencia
Circuit Length = 4.0050 km.
Start: 14:18 End: 14:55

Printed - 14:59 Saturday, 30 May 2009

FIA Formula Two Championship

RACE 1 - LAP CHART

(contd.)

Lap 11			Lap 12			Lap 13			Lap 14			Lap 15		
No	Behind	Laptime	No	Behind	Laptime	No	Behind	Laptime	No	Behind	Laptime	No	Behind	Laptime
12		1:30.857	12		1:30.677	12		1:30.917	12		1:31.085	12		1:31.131
22	3.620	1:31.178	22	4.089	1:31.146	22	4.560	1:31.388	22	4.564	1:31.089	17	8.022	1:31.667
17	6.395	1:31.482	17	7.086	1:31.368	17	7.394	1:31.225	17	7.486	1:31.177	21	11.714	1:32.626
8	6.780	1:31.062	8	7.616	1:31.513	8	8.245	1:31.546	8	8.466	1:31.306	15	15.550	1:32.388
21	8.851	1:31.361	21	9.540	1:31.366	21	9.902	1:31.279	21	10.219	1:31.402	4	15.909	1:31.998
15	12.485	1:31.309	15	13.424	1:31.616	15	13.954	1:31.447	15	14.293	1:31.424	33	18.958	1:32.144
4	13.709	1:32.036	4	14.630	1:31.598	4	14.944	1:31.231	4	15.042	1:31.183	14	21.057	1:32.186
33	15.978	1:31.780	33	16.767	1:31.466	33	17.528	1:31.678	33	17.945	1:31.502	7	22.401	1:32.183
14	17.311	1:31.667	14	18.392	1:31.758	14	19.380	1:31.905	14	20.002	1:31.707	5	24.108	1:32.563
7	18.065	1:31.570	7	19.774	1:32.386	7	20.703	1:31.846	7	21.349	1:31.731	11	27.269	1:32.566
5	19.499	1:31.959	5	20.670	1:31.848	5	21.739	1:31.986	5	22.676	1:32.022	10	27.733	1:32.497
11	21.388	1:32.307	11	22.994	1:32.283	11	23.831	1:31.754	11	25.834	1:33.088	2	28.419	1:32.508
10	21.735	1:31.836	10	23.636	1:32.578	10	24.686	1:31.967	10	26.367	1:32.766	18	30.207	1:32.560
2	23.710	1:32.402	2	25.054	1:32.021	2	25.857	1:31.720	2	27.042	1:32.270	27	31.140	1:32.624
18	24.256	1:33.342	18	25.909	1:32.330	18	27.783	1:32.791	18	28.778	1:32.080	6	35.702	1:33.216
27	25.339	1:32.419	27	26.587	1:31.925	27	28.339	1:32.669	27	29.647	1:32.393	24	38.079	1:34.719
23	27.646	1:31.917	23	28.999	1:32.030	23	29.891	1:31.809	23	30.856	1:32.050	3	43.822	1:33.897
6	29.973	1:32.408	6	31.570	1:32.274	6	32.855	1:32.202	6	33.617	1:31.847	31	56.667	1:32.871
24	30.918	1:31.511	24	32.460	1:32.219	24	33.535	1:31.992	24	34.491	1:32.041	20	59.465	1:34.089
3	35.376	1:33.257	3	37.447	1:32.748	3	39.317	1:32.787	3	41.056	1:32.824	23	1:10.316	2:10.591
20	48.959	1:33.191	20	51.770	1:33.488	20	53.485	1:32.632	31	54.927	1:31.759	9	1:16.536	1:37.390
31	51.473	1:31.869	31	52.635	1:31.839	31	54.253	1:32.535	20	56.507	1:34.107			
9	57.779	1:34.839	9	1:01.331	1:34.229	9	1:05.750	1:35.336	9	1:10.277	1:35.612			

Weather/Track: Sun 28°/Dry 49°

FIA Formula Two Championship

RACE 1 - LAP CHART

(contd.)

Lap 16			Lap 17			Lap 18			Lap 19			Lap 20		
No	Behind	Laptime	No	Behind	Laptime	No	Behind	Laptime	No	Behind	Laptime	No	Behind	Laptime
12		1:34.981	12		2:48.050	12		2:28.197	12		1:30.592	12		1:30.625
17	4.802	1:31.761	17	0.761	2:44.009	17	0.879	2:28.315	17	1.598	1:31.311	17	2.259	1:31.286
21	8.725	1:31.992	21	1.560	2:40.885	21	1.446	2:28.083	21	3.063	1:32.209	21	3.712	1:31.274
15	13.598	1:33.029	15	2.320	2:36.772	15	1.665	2:27.542	15	3.676	1:32.603	15	4.831	1:31.780
4	15.774	1:34.846	4	3.237	2:35.513	4	2.097	2:27.057	33	4.207	1:32.472	33	5.808	1:32.226
33	18.163	1:34.186	33	3.739	2:33.626	33	2.327	2:26.785	4	4.770	1:33.265	4	7.019	1:32.874
14	21.962	1:35.886	14	4.502	2:30.590	14	2.810	2:26.505	14	5.392	1:33.174	14	7.436	1:32.669
7	24.660	1:37.240	7	5.656	2:29.046	7	3.585	2:26.126	7	5.952	1:32.959	7	8.060	1:32.733
5	26.998	1:37.871	5	6.321	2:27.373	5	4.094	2:25.970	5	6.694	1:33.192	5	8.719	1:32.650
11	28.767	1:36.479	11	7.059	2:26.342	11	4.867	2:26.005	10	7.545	1:32.892	10	9.166	1:32.246
10	29.541	1:36.789	10	8.087	2:26.596	10	5.245	2:25.355	11	7.554	1:33.279	2	9.661	1:32.164
2	30.254	1:36.816	2	9.512	2:27.308	2	6.103	2:24.788	2	8.122	1:32.611	18	10.837	1:32.627
18	30.852	1:35.626	18	10.755	2:27.953	18	6.733	2:24.175	18	8.835	1:32.694	11	11.815	1:34.886
27	31.884	1:35.725	27	12.095	2:28.261	27	7.361	2:23.463	27	9.470	1:32.701	27	12.208	1:33.363
6	35.414	1:34.693	6	12.893	2:25.529	6	7.913	2:23.217	6	10.403	1:33.082	6	12.904	1:33.126
24	36.395	1:33.297	24	14.567	2:26.222	24	9.034	2:22.664	24	10.698	1:32.256	24	13.464	1:33.391
3	44.715	1:35.874	3	14.944	2:18.279	3	9.481	2:22.734	3	12.392	1:33.503	3	14.687	1:32.920
31	56.443	1:34.757	31	16.337	2:07.944	31	9.866	2:21.726	31	12.617	1:33.343	31	15.046	1:33.054
20	59.253	1:34.769	20	17.314	2:06.111	20	10.174	2:21.057	20	13.233	1:33.651	20	15.690	1:33.082
23	1:09.017	1:33.682	23	17.855	1:56.888	23	10.529	2:20.871	23	13.517	1:33.580	23	16.168	1:33.276
9	1:18.425	1:36.870	9	18.505	1:48.130	9	12.314	2:22.006	9	17.325	1:35.603	9	23.382	1:36.682

Weather/Track: Sun 28°/Dry 49°

www.mstworld.com

Page 4 of 5

Valencia
Circuit Length = 4.0050 km.
Start: 14:18 End: 14:55

Printed - 14:59 Saturday, 30 May 2009

FIA Formula Two Championship

RACE 1 - LAP CHART

(contd.)

Lap 21			Lap 22			Lap 23			Lap 24			Lap 25		
No	Behind	Laptime	No	Behind	Laptime	No	Behind	Laptime	No	Behind	Laptime	No	Behind	Laptime
12		1:30.589	12		1:30.914	12		1:31.898						
17	3.044	1:31.374	17	3.827	1:31.697	17	3.870	1:31.941						
21	4.626	1:31.503	21	5.449	1:31.737	21	5.241	1:31.690						
15	7.179	1:32.937	15	7.959	1:31.694	15	8.554	1:32.493						
33	7.252	1:32.033	33	8.959	1:32.621	4	9.922	1:32.550						
4	7.893	1:31.463	4	9.270	1:32.291	14	10.904	1:32.470						
14	8.968	1:32.121	14	10.332	1:32.278	7	11.319	1:32.361						
7	9.570	1:32.099	7	10.856	1:32.200	5	12.326	1:32.264						
5	10.504	1:32.374	5	11.960	1:32.370	10	12.913	1:32.366						
10	11.098	1:32.521	10	12.445	1:32.261	2	13.976	1:32.838						
2	11.537	1:32.465	2	13.036	1:32.413	18	14.982	1:33.004						
18	12.709	1:32.461	18	13.876	1:32.081	33	17.675	1:40.614						
11	13.580	1:32.354	11	15.803	1:33.137	11	17.916	1:34.011						
27	14.377	1:32.758	27	16.122	1:32.659	27	17.994	1:33.770						
6	15.078	1:32.763	6	17.083	1:32.919	6	18.942	1:33.757						
24	15.486	1:32.611	24	17.169	1:32.597	31	20.724	1:32.321						
31	18.717	1:34.260	31	20.301	1:32.498	23	22.076	1:32.875						
23	19.481	1:33.902	23	21.099	1:32.532	20	25.218	1:33.223						
20	21.014	1:35.913	20	23.893	1:33.793	24	27.296	1:42.025						
9	28.233	1:35.440	9	33.164	1:35.845	9	37.711	1:36.445						
3	42.861	1:58.763	3	45.649	1:33.702	3	48.195	1:34.444						

Weather/Track: Sun 28°/Dry 49°

www.mstworld.com

Page 5 of 5

Valencia
Circuit Length = 4.0050 km.
Start: 14:18 End: 14:55

Printed - 14:59 Saturday, 30 May 2009