



Rounds 1 & 2
Valencia, Spain
29 - 31 May 2009



Timing and Results by MST Systems Ltd

www.mstworld.com



FIA FORMULA TWO
CHAMPIONSHIP

Races 1 & 2 - Valencia

29, 30 & 31 May 2009

▲ Start line

▣ Finish & Timing "Line"

Start Line Offset 0,0m

Int 1 = @ 1,547 Km

Int 2 = @ 2,860 Km

Circuit Centerline 4,005 Km

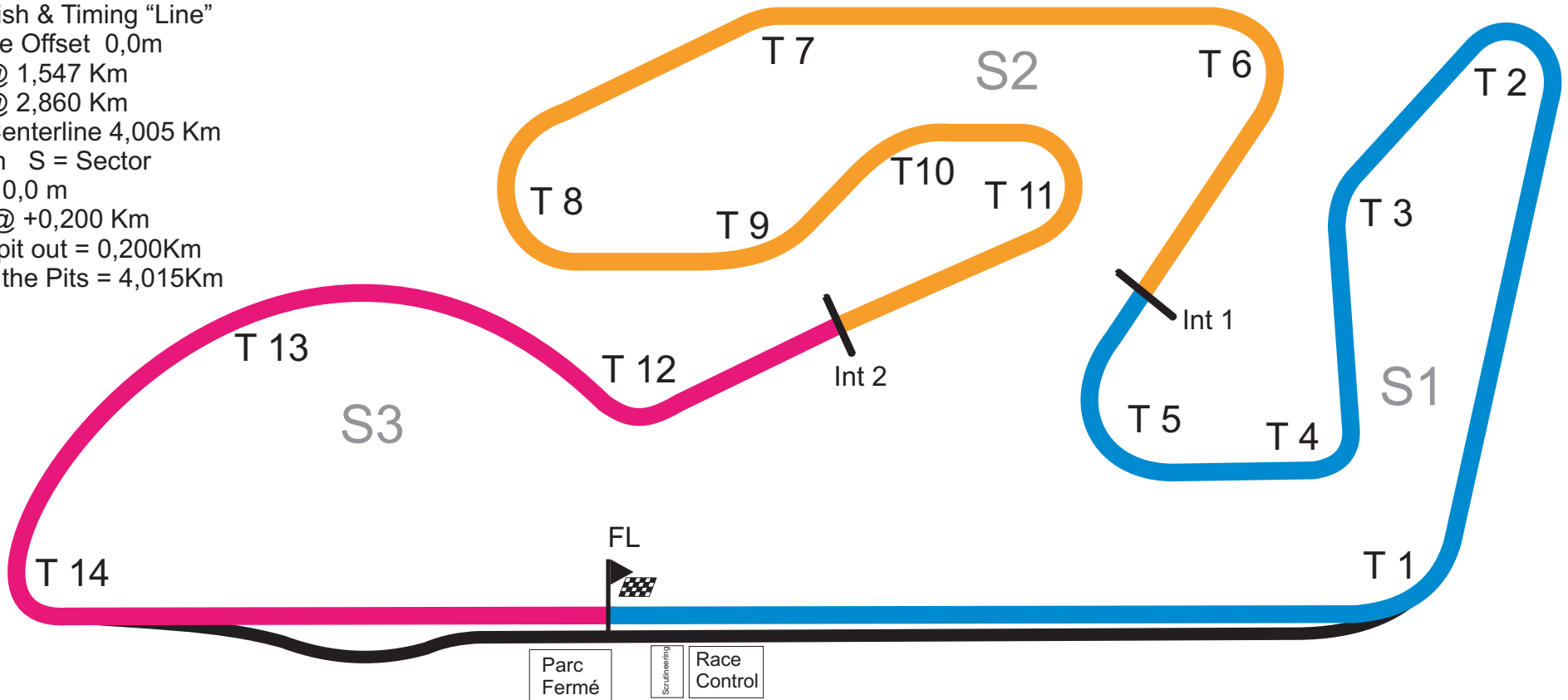
T = Turn S = Sector

Pit In @ 0,0 m

Pit Out @ +0,200 Km

Pit in to pit out = 0,200Km

A lap by the Pits = 4,015Km



FIA Formula Two Championship

FREE PRACTICE 1

POS	NO	CL	DRIVER	NAT	SPONSOR	TIME	LAPS	GAP	KPH
1	22		Andy SOUCEK	ESP	FK-Automotive	1:27.800	12		164.21
2	8		Tobias HEGEWALD	GER	Hegewald	1:28.174	17	0.374	163.51
3	12		Robert WICKENS	CAN	Red Bull Lukoil	1:28.377	13	0.577	163.14
4	25		Milos PAVLOVIC	SRB	Bobby Tech	1:28.593	11	0.793	162.74
5	14		Mirko BORTOLOTTI	ITA	Red Bull	1:28.664	16	0.864	162.61
6	15		Mikhail ALESHIN	RUS	Red Bull Lukoil	1:28.674	16	0.874	162.59
7	16		Edoardo PISCOPO	ITA	Auto Capital	1:28.802	16	1.002	162.36
8	7		Henry SURTEES	GBR	Surtees	1:28.822	13	1.022	162.32
9	27		German SANCHEZ	ESP	Go Karts Orihuela Costa	1:28.844	13	1.044	162.28
10	17		Carlos IACONELLI	BRA	Iaconelli.com	1:28.850	16	1.050	162.27
11	21		Kazim VASILIAUSKAS	LIT	Darsena	1:28.861	16	1.061	162.25
12	18		Natacha GACHNANG	SUI	Motorex	1:29.056	15	1.256	161.89
13	5		Alex BRUNDLE	GBR	Sen GAC Nasstar	1:29.217	14	1.417	161.60
14	4		Julien JOUSSE	FRA	E Leclerc	1:29.230	15	1.430	161.58
15	33		Philipp ENG	AUS	European Racing Events	1:29.403	14	1.603	161.27
16	2		Sebastian HOHENTHAL	SWE	Mafi Sweden Team	1:29.696	17	1.896	160.74
17	23		Henri KARJALAINEN	FIN	Everyman LTC Rakennus	1:29.718	14	1.918	160.70
18	20		Jens HOING	GER	Societe Generale Haskamp	1:29.924	16	2.124	160.33
19	31		Jason MOORE	GBR	Olney Tyres & Exhausts	1:29.943	14	2.143	160.30
20	3		Jolyon PALMER	GBR	Comma	1:30.226	13	2.426	159.79
21	24		Tom GLADDIS	GBR	Marrache & Co	1:30.398	17	2.598	159.49
22	11		Jack CLARKE	GBR	KSS Design Group	1:30.632	12	2.832	159.08
23	10		Nicola DE MARCO	ITA	I.T.A.S Spa	1:31.928	11	4.128	156.84
24	9		Pietro GANDOLFI	ITA	Piscine Laghetto	1:32.446	14	4.646	155.96
25	6		Armaan EBRAHIM	IND	JK Racing	27:53.919	2	26:26.119	8.61

Weather/Track: Sun 23°/Dry 37°

Valencia
Circuit Length = 4.0050 km.
Start: 09:45 End: 10:15

Race Director:	Steward:	Timekeeper:
----------------	----------	-------------

FIA Formula 2 Championship

Free Practice 1 - Sector Analysis Report

Lap S1 Time S1 Spd S2 Time S2 Spd S3 Time S3 Spd Lap Time Pit Lap S1 Time S1 Spd S2 Time S2 Spd S3 Time S3 Spd Lap Time Pit

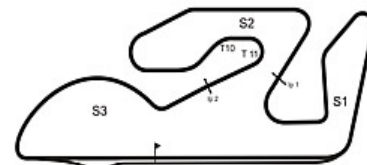
2 HOENTHAL				SWE Mafi Sweden Team				
1	11:11.274	35.863	27.519	12:14.656	10 34.183	31.488	24.246	1:29.917
2	37.676	32.908	25.411	1:35.995	11 34.040	31.782	27.205	1:33.027
3	36.970	32.608	24.554	1:34.132	12 34.151	31.926	43.528	1:49.605 Pit
4	34.495	34.238	24.596	1:33.329	13 1:57.855	31.902	24.435	2:54.192
5	34.098	31.375	24.604	1:30.077	14 34.115	31.472	24.109	1:29.696
6	35.082	31.988	24.122	1:31.192	15 34.073	31.570	24.216	1:29.859
7	34.100	31.900	24.294	1:30.294	16 34.031	35.139	29.042	1:38.212
8	34.205	31.715	33.748	1:39.668 Pit	17 34.243	31.633	26.067	1:31.943
9	3:26.899	33.355	24.685	4:24.939				

3 PALMER				GBR Comma				
1	11:12.580	35.519	27.476	12:15.575	8 34.209	33.543	34.263	1:42.015 Pit
2	37.449	33.012	25.511	1:35.972	9 10:52.628	32.134	24.826	11:49.588
3	36.953	32.414	24.962	1:34.329	10 34.346	31.689	24.477	1:30.512
4	34.537	31.729	24.641	1:30.907	11 34.139	31.539	24.548	1:30.226
5	34.374	31.708	24.949	1:31.031	12 34.339	32.089	24.615	1:31.043
6	37.386	35.232	24.854	1:37.472	13 34.657	31.683	24.694	1:31.034
7	34.793	32.994	25.956	1:33.743				

4 JOUSSE				FRA E Leclerc				
1	11:43.854	37.176	29.572	12:50.602	9 34.773	32.008	31.248	1:38.029 Pit
2	41.629	34.253	26.015	1:41.897	10 5:24.470	32.231	37.179	6:33.880 Pit
3	35.692	32.213	25.121	1:33.026	11 1:51.262	31.811	27.194	2:50.267
4	34.348	31.524	24.658	1:30.530	12 33.624	31.233	24.373	1:29.230
5	34.202	31.242	24.687	1:30.131	13 34.218	31.674	24.380	1:30.272
6	33.995	31.581	24.477	1:30.053	14 33.833	31.481	24.436	1:29.750
7	34.002	31.559	24.575	1:30.136	15 36.163	31.913	24.334	1:32.410
8	33.931	31.576	24.577	1:30.084				

5 BRUNDLE				GBR Sen GAC Nasstar				
1	10:51.867	36.643		11:50.300	9 3:51.452	31.872	24.842	4:48.166
2	41.239	31.936	24.749	1:37.924	10 1:51.959	31.522	24.630	2:48.111
3	34.703	31.368	24.466	1:30.537	11 33.667	34.806	38.868	1:47.341 Pit
4	33.848	31.562	26.686	1:32.096	12 4:03.702	31.875	24.533	5:00.110
5	34.068	31.678	24.504	1:30.250	13 34.192	32.030	30.032	1:36.254
6	33.804	31.735	24.463	1:30.002	14 34.310	32.532	24.636	1:31.478
7	33.469	31.423	24.325	1:29.217				
8	33.534	31.542	31.405	1:36.481 Pit				

6 EBRAHIM				IND JK Racing				
1	11:33.749	1:01.260	1:03.053	13:38.062 Pit				
2	26:40.915	41.875	31.129	27:53.919				



Weather/Track: Sun 23° / Dry 37°

Circuit Length - 4.005 kilometres
Circuit Ricardo Tormo
Valencia

FIA Formula 2 Championship

Free Practice 1 - Sector Analysis Report

Lap S1 Time S1 Spd S2 Time S2 Spd S3 Time S3 Spd Lap Time Pit Lap S1 Time S1 Spd S2 Time S2 Spd S3 Time S3 Spd Lap Time Pit

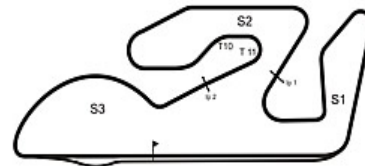
7 SURTEES				GBR		Surtees					
1	10:55.856	33.765	25.483	218.6	11:55.104	8	9:20.069	31.977	36.529	10:28.575	Pit
2	37.849	32.243	24.531		1:34.623	9	1:57.497	31.950	24.564	2:54.011	
3	35.490	31.540	24.298		1:31.328	10	34.513	31.614	24.800	1:30.927	
4	34.156	31.320	24.845		1:30.321	11	34.533	31.665	24.304	1:30.502	
5	33.997	35.853	27.335		1:37.185	12	33.914	31.539	24.351	1:29.804	
6	33.586	31.111	24.125		1:28.822	13	34.011	31.774	24.353	1:30.138	
7	33.551	31.242	30.370		1:35.163	Pit					

8 HEGEWALD				GER		Hegewald					
1	11:22.130	38.750	28.880		12:29.760	10	3:34.215	31.804	24.118	4:30.137	
2	35.355	35.103	25.478		1:35.936	11	33.559	31.125	24.011	1:28.695	
3	33.248	31.336	24.238		1:28.822	12	36.339	41.699	44.137	2:02.175	Pit
4	42.358	36.732	25.045		1:44.135	13	1:13.299	31.386	29.845	2:14.530	
5	33.340	30.915	23.922		1:28.177	14	33.558	31.297	23.937	1:28.792	
6	33.198	30.963	24.013		1:28.174	15	33.860	31.617	24.171	1:29.648	
7	34.840	32.580	24.119		1:31.539	16	33.679	31.704	24.312	1:29.695	
8	33.450	31.378	23.926		1:28.754	17	33.775	31.560	27.298	1:32.633	
9	33.595	31.636	30.713		1:35.944	Pit					

9 GANDOLFI				ITA		Piscine Laghetto					
1	10:57.303	38.492	28.505		12:04.300	9	34.695	33.146	25.895	1:33.736	
2	38.609	35.131	27.151		1:40.891	10	35.286	33.009	25.036	1:33.331	
3	36.999	33.177	25.758		1:35.934	11	35.195	32.669	25.163	1:33.027	
4	35.535	32.835	25.520		1:33.890	12	36.909	34.087	36.232	1:47.228	Pit
5	35.145	32.200	25.101		1:32.446	13	4:05.882	33.763	25.479	5:05.124	
6	35.168	40.490	28.418		1:44.076	14	35.023	32.249	25.828	1:33.100	
7	37.906	34.143	26.074		1:38.123						
8	35.663	33.045	25.320		1:34.028						

10 DE MARCO				ITA		I.T.A.S Spa					
1	11:03.364	38.100	28.390		12:09.854	7	34.212	32.453	35.596	1:42.261	Pit
2	39.276	34.510	25.961		1:39.747	8	4:08.750	32.305	32.247	5:13.302	Pit
3	40.297	36.457	26.450		1:43.204	9	3:29.063	31.780	38.466	4:39.309	Pit
4	35.552	33.013	24.778		1:33.343	10	1:56.376	32.415	26.510	2:55.301	
5	34.571	32.508	24.920		1:31.999	11	36.842	35.765	39.377	1:51.984	Pit
6	35.064	31.932	24.932		1:31.928						

11 CLARKE				GBR		KSS Design Group					
1	11:13.783	36.507	27.229		12:17.519	8	35.146	31.659	31.196	1:38.001	Pit
2	36.772	32.591	25.402		1:34.765	9	8:11.594	31.888	24.649	9:08.131	
3	38.267	39.088	26.523		1:43.878	10	34.032	31.324	25.276	1:30.632	
4	34.734	33.182	24.751		1:32.667	11	37.142	32.010	24.332	1:33.484	
5	34.236	32.514	29.671		1:36.421	Pit					
6	2:36.568	31.416	24.811		3:32.795	12	34.110	1:35.814	37.296	2:47.220	Pit
7	34.303	31.957	24.432		1:30.692						



Weather/Track: Sun 23° / Dry 37°

Circuit Length - 4.005 kilometres
Circuit Ricardo Tormo
Valencia

FIA Formula 2 Championship

Free Practice 1 - Sector Analysis Report

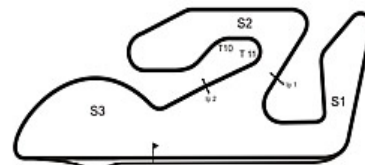
Lap S1 Time S1 Spd S2 Time S2 Spd S3 Time S3 Spd Lap Time Pit Lap S1 Time S1 Spd S2 Time S2 Spd S3 Time S3 Spd Lap Time Pit

12 WICKENS				CAN		Red Bull Lukoil			
1	11:52.126	41.977	27.459	13:01.562	8	33.171	31.720	24.030	1:28.921
2	37.429	33.653	25.593	1:36.675	9	33.243	31.492	30.381	1:35.116 Pit
3	34.477	31.423	27.285	1:33.185	10	9:03.797	31.401	23.974	9:59.172
4	46.150	38.726	27.550	1:52.426	11	33.321	31.207	24.264	1:28.792
5	33.564	31.201	24.006	1:28.771	12	35.789	31.684	24.274	1:31.747
6	33.137	31.191	24.049	1:28.377	13	34.458	32.269	24.110	1:30.837
7	38.270	33.438	24.286	1:35.994					

14 BORTOLOTTI				ITA		Red Bull			
1	11:39.649	34.461	26.098	12:40.208	10	33.534	31.369	23.946	1:28.849
2	36.756	33.872	25.737	1:36.365	11	34.919	31.561	24.270	1:30.750
3	35.044	35.530	25.380	1:35.954	12	33.547	31.769	44.067	1:49.383 Pit
4	33.661	31.374	24.147	1:29.182	13	2:56.496	31.392	24.258	3:52.146
5	33.373	31.248	24.043	1:28.664	14	33.776	31.942	24.102	1:29.820
6	33.520	31.917	33.053	1:38.490 Pit	15	33.603	32.062	24.312	1:29.977
7	3:16.480	31.940	24.463	4:12.883	16	33.750	31.980	24.168	1:29.898
8	33.467	31.743	24.172	1:29.382					
9	33.512	31.730	24.105	1:29.347					

15 ALESHIN				RUS		Red Bull Lukoil			
1	11:07.496	36.415	26.048	12:09.959	10	5:01.893	31.464	24.793	5:58.150
2	35.825	32.399	25.279	1:33.503	11	33.614	34.438	38.945	1:46.997 Pit
3	34.398	31.985	25.056	1:31.439	12	1:46.594	31.954	24.534	2:43.082
4	33.909	31.348	24.363	1:29.620	13	33.476	31.330	24.156	1:28.962
5	33.461	31.101	24.271	1:28.833	14	33.355	31.354	24.139	1:28.848
6	33.626	31.320	24.367	1:29.313	15	39.326	35.200	27.815	1:42.341
7	33.601	31.372	26.064	1:31.037	16	33.759	31.541	24.005	1:29.305
8	33.458	31.134	24.082	1:28.674					
9	35.065	32.249	31.228	1:38.542 Pit					

16 PISCOPO				ITA		Auto Capital			
1	11:17.403	36.045	26.444	12:19.892	10	33.494	31.228	24.080	1:28.802
2	37.031	34.142	25.475	1:36.648	11	33.576	31.201	39.352	1:44.129 Pit
3	35.466	33.692	24.953	1:34.111	12	2:10.572	31.445	24.283	3:06.300
4	33.792	31.541	24.192	1:29.525	13	33.710	31.076	24.200	1:28.986
5	33.639	31.124	24.207	1:28.970	14	33.803	31.275	24.132	1:29.210
6	34.530	32.327	32.035	1:38.892 Pit	15	34.283	33.703	26.940	1:34.926
7	4:19.467	33.241	24.490	5:17.198	16	34.602	31.842	24.407	1:30.851
8	34.306	31.281	23.937	1:29.524					
9	33.522	31.207	24.248	1:28.977					



Weather/Track: Sun 23° / Dry 37°

Circuit Length - 4.005 kilometres
Circuit Ricardo Tormo
Valencia

FIA Formula 2 Championship

Free Practice 1 - Sector Analysis Report

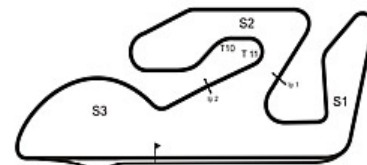
Lap S1 Time S1 Spd S2 Time S2 Spd S3 Time S3 Spd Lap Time Pit Lap S1 Time S1 Spd S2 Time S2 Spd S3 Time S3 Spd Lap Time Pit

17 IACONELLI				BRA	Iaconelli.com				
1	12:19.386	35.569	29.965	13:24.920	10	4:12.381	33.149	25.245	5:10.775
2	34.408	31.028	24.183	1:29.619	11	37.008	43.553	42.762	2:03.323 Pit
3	33.321	33.266	23.942	1:30.529	12	1:11.626	33.840	26.069	2:11.535
4	33.380	31.059	25.873	1:30.312	13	33.677	31.279	24.260	1:29.216
5	33.455	31.379	24.016	1:28.850	14	33.726	31.545	24.228	1:29.499
6	33.510	31.477	24.149	1:29.136	15	33.682	33.720	25.940	1:33.342
7	36.462	31.994	24.735	1:33.191	16	34.112	32.162	31.838	1:38.112 Pit
8	33.508	31.491	23.970	1:28.969					
9	35.773	31.992	31.200	1:38.965 Pit					

18 GACHNANG				SUI	Motorex				
1	11:12.454	37.331	27.276	12:17.061	9	33.568	31.328	24.160	1:29.056
2	37.076	34.425	25.890	1:37.391	10	33.587	31.366	24.287	1:29.240
3	36.323	34.366	26.157	1:36.846	11	4:22.032	31.598	24.551	5:18.181
4	34.659	31.897	24.112	1:30.668	12	33.921	31.687	24.206	1:29.814
5	34.107	31.461	24.139	1:29.707	13	33.806	32.197	24.590	1:30.593
6	34.309	33.833	31.161	1:39.303 Pit	14	35.314	32.430	24.211	1:31.955
7	4:15.050	31.685	24.619	5:11.354	15	34.107	31.685	24.431	1:30.223
8	34.097	31.579	24.308	1:29.984					

20 HOING				GER	Societe Generale Haskamp				
1	12:19.256	39.139	28.895	13:27.290	10	34.976	35.770	26.592	1:37.338
2	39.584	34.559	25.736	1:39.879	11	34.394	32.135	24.609	1:31.138
3	35.741	32.277	25.367	1:33.385	12	39.088	33.396	25.164	1:37.648
4	34.513	31.572	24.597	1:30.682	13	34.224	32.698	43.498	1:50.420 Pit
5	34.107	31.443	24.374	1:29.924	14	4:08.740	33.187	26.324	5:08.251
6	34.030	32.005	26.906	1:32.941	15	34.587	31.975	24.878	1:31.440
7	34.680	32.009	25.112	1:31.801	16	34.430	31.850	24.637	1:30.917
8	34.604	31.743	24.708	1:31.055					
9	34.363	32.240	24.850	1:31.453					

21 VASILIAUSKAS				LIT	Darsena				
1	10:49.876	34.022	26.206	11:50.104	10	33.478	31.363	24.192	1:29.033
2	34.750	32.666	25.596	1:33.012	11	33.491	31.399	24.116	1:29.006
3	34.569	31.375	24.125	1:30.069	12	4:13.518	31.140	24.339	5:08.997
4	33.503	31.235	24.123	1:28.861	13	33.372	31.583	24.167	1:29.122
5	33.595	31.433	24.203	1:29.231	14	33.601	31.438	24.287	1:29.326
6	33.704	31.350	24.044	1:29.098	15	33.722	31.999	24.252	1:29.973
7	35.703	34.335	31.343	1:41.381 Pit	16	33.721	31.756	24.295	1:29.772
8	3:11.847	31.316	24.525	4:07.688					
9	33.716	31.280	24.089	1:29.085					



Weather/Track: Sun 23° / Dry 37°

Circuit Length - 4.005 kilometres
Circuit Ricardo Tormo
Valencia

FIA Formula 2 Championship

Free Practice 1 - Sector Analysis Report

Lap S1 Time S1 Spd S2 Time S2 Spd S3 Time S3 Spd Lap Time Pit Lap S1 Time S1 Spd S2 Time S2 Spd S3 Time S3 Spd Lap Time Pit

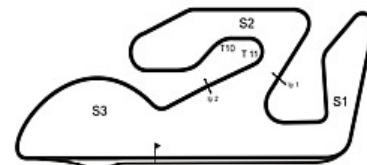
22 SOUCEK				ESP	FK-Automotive				
1	12:35.012	39.075	28.545	13:42.632	8	35.220	32.561	31.841	1:39.622 Pit
2	43.621	43.931	31.461	1:59.013	9	9:29.898	32.289	24.318	10:26.505
3	35.903	33.989	24.978	1:34.870	10	33.679	33.971	24.530	1:32.180
4	33.353	30.805	23.759	1:27.917	11	33.500	31.334	25.874	1:30.708
5	32.937	30.984	24.023	1:27.944	12	33.491	33.069	24.215	1:30.775
6	41.010	41.332	24.045	1:46.387					
7	33.093	30.931	23.776	1:27.800					

23 KARJALAINEN				FIN	Everyman LTC Rakennus				
1	11:41.856	37.191	27.938	12:46.985	9	4:08.441	31.842	24.964	5:05.247
2	37.275	35.639	25.955	1:38.869	10	34.959	1:52.541	39.794	3:07.294 Pit
3	35.180	31.989	24.877	1:32.046	11	2:46.197	32.401	24.787	3:43.385
4	34.127	31.693	24.543	1:30.363	12	34.541	32.303	25.085	1:31.929
5	33.845	31.274	24.599	1:29.718	13	34.671	32.008	24.970	1:31.649
6	34.141	31.636	24.610	1:30.387	14	34.661	32.328	24.558	1:31.547
7	34.663	32.154	24.773	1:31.590					
8	34.178	31.409	32.581	1:38.168 Pit					

24 GLADDIS				GBR	Marrache & Co				
1	11:17.139	37.375	28.008	12:22.522	10	34.348	32.008	34.462	1:40.818 Pit
2	37.057	33.518	25.215	1:35.790	11	3:02.375	35.533	25.022	4:02.930
3	34.751	34.016	25.109	1:33.876	12	34.620	32.802	44.406	1:51.828 Pit
4	34.660	31.587	24.636	1:30.883	13	1:38.283	34.523	25.405	2:38.211
5	34.626	31.766	24.791	1:31.183	14	35.498	31.833	24.901	1:32.232
6	34.529	32.574	24.369	1:31.472	15	34.165	31.720	24.533	1:30.418
7	34.766	31.480	24.660	1:30.906	16	34.325	32.771	24.611	1:31.707
8	34.159	31.399	24.889	1:30.447	17	34.408	31.852	24.612	1:30.872
9	34.293	31.525	24.580	1:30.398					

25 PAVLOVIC				SRB	Bobby Tech				
1	16:22.834	37.004	32.958	17:32.796	7	8:24.650	31.964	24.401	9:21.015
2	34.562	31.596	24.316	1:30.474	8	33.517	31.148	24.119	1:28.784
3	33.498	31.287	24.278	1:29.063	9	33.497	31.525	24.834	1:29.856
4	33.534	30.966	24.093	1:28.593	10	33.568	32.656	24.918	1:31.142
5	37.110	32.955	24.407	1:34.472	11	33.692	31.717	24.353	1:29.762
6	33.619	31.760	32.172	1:37.551 Pit					

27 SANCHEZ				ESP	Go Karts Orihuela Costa				
1	12:32.806	37.350	27.080	13:37.236	8	33.673	31.017	24.154	1:28.844
2	38.683	33.624	26.083	1:38.390	9	33.730	31.212	24.938	1:29.880
3	37.939	32.140	24.574	1:34.653	10	33.759	31.797	24.362	1:29.918
4	33.997	30.897	24.170	1:29.064	11	6:14.904	31.735	24.486	7:11.125
5	34.983	31.834	30.427	1:37.244 Pit	12	34.030	31.422	24.254	1:29.706
6	2:52.584	32.931	24.497	3:50.012	13	33.867	31.580	25.589	1:31.036
7	34.108	31.211	24.512	1:29.831					



Weather/Track: Sun 23° / Dry 37°

Circuit Length - 4.005 kilometres
Circuit Ricardo Tormo
Valencia

FIA Formula 2 Championship

Free Practice 1 - Sector Analysis Report

Lap S1 Time S1 Spd S2 Time S2 Spd S3 Time S3 Spd Lap Time Pit Lap S1 Time S1 Spd S2 Time S2 Spd S3 Time S3 Spd Lap Time Pit

31 MOORE

GBR

Olney Tyres & Exhausts

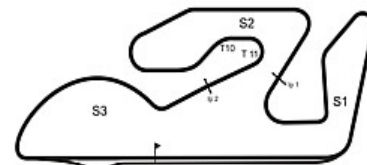
1	11:45.106	36.671	28.407	12:50.184	9	36.542	42.853	43.303	2:02.698	Pit
2	35.603	32.206	24.603	1:32.412	10	1:11.991	32.119	26.457	2:10.567	
3	34.843	32.010	25.181	1:32.034	11	34.623	31.441	24.350	1:30.414	
4	34.695	31.607	24.647	1:30.949	12	34.348	31.696	24.325	1:30.369	
5	34.211	31.506	24.226	1:29.943	13	34.160	32.528	25.048	1:31.736	
6	34.861	32.816	24.694	1:32.371	14	34.549	31.673	28.967	1:35.189	
7	35.697	32.087	31.053	1:38.837						Pit
8	7:44.529	31.851	24.474	8:40.854						

33 ENG

AUS

European Racing Events

1	12:07.461	35.372	27.711	13:10.544	9	33.801	31.434	31.303	1:36.538	Pit
2	37.672	33.060	28.104	1:38.836	10	7:47.669	31.314	24.700	8:43.683	
3	35.963	38.281	30.819	1:45.063	11	33.942	31.410	24.187	1:29.539	
4	34.207	31.646	24.400	1:30.253	12	33.865	31.533	24.365	1:29.763	
5	33.849	31.270	24.284	1:29.403	13	33.939	34.461	24.979	1:33.379	
6	33.977	31.361	24.335	1:29.673	14	34.203	31.635	31.990	1:37.828	Pit
7	33.895	31.301	24.274	1:29.470						
8	33.885	31.656	24.406	1:29.947						



Weather/Track: Sun 23° / Dry 37°

Circuit Length - 4.005 kilometres
Circuit Ricardo Tormo
Valencia

FIA Formula 2 Championship

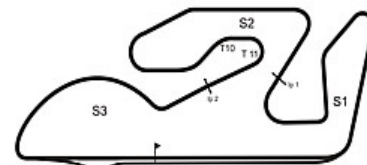
Free Practice 1 - Best Sector Times Report

POS	NO	SECTOR 1		SECTOR 2		SECTOR 3		IDEAL/BEST LAP COMPARISON							
		TIME	LAP	NO	TIME	LAP	NO	TIME	LAP	NO	NAME	IDEAL	BEST	LAP	DIFF
1	22	32.937	5	22	30.805	4	22	23.759	4	22	SOUCEK	1:27.501	1:27.800	7	+ 0.299
2	12	33.137	6	27	30.897	4	8	23.922	5	8	HEGEWALD	1:28.035	1:28.174	6	+ 0.139
3	8	33.198	6	8	30.915	5	16	23.937	8	17	IACONELLI	1:28.291	1:28.850	5	+ 0.559
4	17	33.321	3	25	30.966	4	17	23.942	3	12	WICKENS	1:28.302	1:28.377	6	+ 0.075
5	15	33.355	14	17	31.028	2	14	23.946	10	15	ALESHIN	1:28.461	1:28.674	8	+ 0.213
6	21	33.372	13	16	31.076	13	12	23.974	10	16	PISCOPO	1:28.507	1:28.802	10	+ 0.295
7	14	33.373	5	15	31.101	5	15	24.005	16	21	VASILIAUSK	1:28.556	1:28.861	4	+ 0.305
8	5	33.469	7	7	31.111	6	21	24.044	6	25	PAVLOVIC	1:28.556	1:28.593	4	+ 0.037
9	16	33.494	10	21	31.140	12	25	24.093	4	14	BORTOLOTT	1:28.567	1:28.664	5	+ 0.097
10	25	33.497	9	12	31.191	6	2	24.109	14	27	SANCHEZ	1:28.724	1:28.844	8	+ 0.120
11	7	33.551	7	4	31.233	12	18	24.112	4	7	SURTEES	1:28.787	1:28.822	6	+ 0.035
12	18	33.568	9	14	31.248	5	7	24.125	6	18	GACHNANG	1:29.008	1:29.056	9	+ 0.048
13	4	33.624	12	33	31.270	5	27	24.154	8	5	BRUNDLE	1:29.162	1:29.217	7	+ 0.055
14	27	33.673	8	23	31.274	5	33	24.187	11	4	JOUSSE	1:29.191	1:29.230	12	+ 0.039
15	33	33.801	9	11	31.324	10	31	24.226	5	33	ENG	1:29.258	1:29.403	5	+ 0.145
16	23	33.845	5	18	31.328	9	5	24.325	7	2	HOHENTHAL	1:29.515	1:29.696	14	+ 0.181
17	20	34.030	6	5	31.368	3	11	24.332	11	23	KARJALAIN	1:29.662	1:29.718	5	+ 0.056
18	2	34.031	16	2	31.375	5	4	24.334	15	11	CLARKE	1:29.688	1:30.632	10	+ 0.944
19	11	34.032	10	24	31.399	8	24	24.369	6	31	MOORE	1:29.827	1:29.943	5	+ 0.116
20	3	34.139	11	31	31.441	11	20	24.374	5	20	HOING	1:29.847	1:29.924	5	+ 0.077
21	24	34.159	8	20	31.443	5	3	24.477	10	24	GLADDIS	1:29.927	1:30.398	9	+ 0.471
22	31	34.160	13	3	31.539	11	23	24.543	4	3	PALMER	1:30.155	1:30.226	11	+ 0.071
23	10	34.212	7	10	31.780	9	10	24.778	4	10	DE MARCO	1:30.770	1:31.928	6	+ 1.158
24	9	34.695	9	9	32.200	5	9	25.036	10	9	GANDOLFI	1:31.931	1:32.446	5	+ 0.515
25	6	11:33.74	1	6	41.875	2	6	31.129	2	6	EBRAHIM	12:46.753	13:38.062	1	+ 51.30

'Perfect Lap' - 1:27.501



Weather/Track: Sun 23°/Dry 37°



Circuit Length - 4.005 kilometres
Circuit Ricardo Tormo
Valencia

FIA Formula Two Championship

FREE PRACTICE 2

POS	NO	CL	DRIVER	NAT	SPONSOR	TIME	LAPS	GAP	KPH
1	16		Edoardo PISCOPO	ITA	Auto Capital	1:28.599	11		162.73
2	33		Philipp ENG	AUS	European Racing Events	1:28.875	12	0.276	162.22
3	17		Carlos IACONELLI	BRA	Iaconelli.com	1:29.171	13	0.572	161.68
4	15		Mikhail ALESHIN	RUS	Red Bull Lukoil	1:29.172	11	0.573	161.68
5	22		Andy SOUCEK	ESP	FK-Automotive	1:29.208	8	0.609	161.62
6	2		Sebastian HOHENTHAL	SWE	Mafi Sweden Team	1:29.467	12	0.868	161.15
7	8		Tobias HEGEWALD	GER	Hegewald	1:29.532	16	0.933	161.03
8	14		Mirko BORTOLOTTI	ITA	Red Bull	1:29.838	13	1.239	160.48
9	4		Julien JOUSSE	FRA	E Leclerc	1:29.840	17	1.241	160.48
10	25		Milos PAVLOVIC	SRB	Bobby Tech	1:29.917	14	1.318	160.34
11	21		Kazim VASILIAUSKAS	LIT	Darsena	1:29.984	14	1.385	160.22
12	7		Henry SURTEES	GBR	Surtees	1:30.115	14	1.516	159.99
13	10		Nicola DE MARCO	ITA	I.T.A.S Spa	1:30.205	12	1.606	159.83
14	6		Armaan EBRAHIM	IND	JK Racing	1:30.245	15	1.646	159.76
15	12		Robert WICKENS	CAN	Red Bull Lukoil	1:30.506	12	1.907	159.30
16	18		Natacha GACHNANG	SUI	Motorex	1:30.507	11	1.908	159.30
17	23		Henri KARJALAINEN	FIN	Everyman LTC Rakennus	1:30.542	15	1.943	159.24
18	11		Jack CLARKE	GBR	KSS Design Group	1:30.621	10	2.022	159.10
19	27		German SANCHEZ	ESP	Go Karts Orihuela Costa	1:30.644	7	2.045	159.06
20	5		Alex BRUNDLE	GBR	Sen GAC Nasstar	1:30.711	16	2.112	158.94
21	20		Jens HOING	GER	HASKAMP & Societe Generale	1:30.849	16	2.250	158.70
22	31		Jason MOORE	GBR	Olney Tyres & Exhausts	1:30.922	17	2.323	158.57
23	24		Tom GLADDIS	GBR	Marrache & Co	1:31.719	19	3.120	157.19
24	3		Jolyon PALMER	GBR	Comma	1:31.984	3	3.385	156.74
25	9		Pietro GANDOLFI	ITA	Piscine Laghetto	1:32.837	16	4.238	155.30

Weather/Track: Sun 25°/Dry 48°

Valencia
Circuit Length = 4.0050 km.
Start: 13:30 End: 14:00

Race Director:	Steward:	Timekeeper:
----------------	----------	-------------

FIA Formula Two Championship

Free Practice 2 - Sector Analysis Report

Lap S1 Time S1 Spd S2 Time S2 Spd S3 Time S3 Spd Lap Time Pit Lap S1 Time S1 Spd S2 Time S2 Spd S3 Time S3 Spd Lap Time Pit

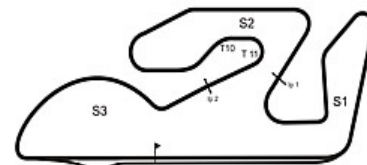
2 HOENTHAL				SWE		Mafi Sweden Team					
1	11:22.210	33.893	25.719	224.0	12:21.822	8	33.879	31.465	24.123	235.2	1:29.467
2	38.537	33.998	24.902	226.8	1:37.437	9	36.174	32.951	27.227	227.3	1:36.352
3	34.936	32.134	24.808	227.3	1:31.878	10	34.237	31.658	24.132	235.2	1:30.027
4	35.726	34.514	27.080	227.8	1:37.320	11	34.187	32.280	24.693	225.4	1:31.160
5	36.233	33.207	35.216		1:44.656 Pit	12	34.777	31.799	32.447		1:39.023 Pit
6	8:37.724	36.294	26.428	234.2	9:40.446						
7	34.452	31.580	24.247	235.2	1:30.279						

3 PALMER				GBR		Comma					
1	10:58.829	33.886	24.991	224.0	11:57.706	3	34.803	33.508	25.807	225.4	1:34.118
2	35.086	32.075	24.823	226.4	1:31.984						

4 JOUSSE				FRA		E Leclerc					
1	12:32.638	36.215	25.219	225.0	13:34.072	10	34.066	31.644	24.212	227.8	1:29.922
2	33.946	31.393	24.661	230.7	1:30.000	11	33.928	31.636	24.276	227.8	1:29.840
3	41.599	32.751	24.349	226.4	1:38.699	12	34.518	32.161	24.527	235.2	1:31.206
4	33.838	31.589	24.613	233.7	1:30.040	13	34.832	31.953	24.446	226.4	1:31.231
5	36.833	35.056	36.646		1:48.535 Pit	14	35.362	36.966	24.683	225.9	1:37.011
6	3:03.913	35.758	25.038	225.0	4:04.709	15	33.979	31.708	24.309	226.8	1:29.996
7	34.148	31.484	24.336	225.9	1:29.968	16	33.920	31.868	24.501	226.4	1:30.289
8	33.630	31.704	24.791	226.4	1:30.125	17	33.924	31.782	24.224	227.8	1:29.930
9	34.226	31.633	24.358	228.8	1:30.217						

5 BRUNDLE				GBR		Sen GAC Nasstar					
1	10:44.866	33.153	27.656	224.5	11:45.675	10	34.252	32.437	24.595	228.3	1:31.284
2	34.718	32.214	25.132	227.8	1:32.064	11	34.661	32.092	24.556	229.2	1:31.309
3	35.052	32.022	24.874	227.3	1:31.948	12	34.274	31.834	24.627	228.3	1:30.735
4	34.181	32.118	24.412	228.3	1:30.711	13	34.501	48.961	25.263	227.8	1:48.725
5	34.191	32.161	24.581	227.8	1:30.933	14	34.554	32.867	31.570		1:38.991 Pit
6	34.149	31.959	24.800	226.4	1:30.908	15	2:39.271	32.584	24.966	227.8	3:36.821
7	34.509	33.223	24.731	227.3	1:32.463	16	34.326	32.089	25.052	228.8	1:31.467
8	34.192	32.154	32.054		1:38.400 Pit						
9	3:40.298	32.524	24.863	225.9	4:37.685						

6 EBRAHIM				IND		JK Racing					
1	10:58.028	38.217	28.075	224.0	12:04.320	9	34.172	31.603	24.470	226.4	1:30.245
2	41.913	36.512	26.187	224.5	1:44.612	10	37.525	33.422	30.403		1:41.350 Pit
3	40.134	34.727	25.202	226.4	1:40.063	11	4:40.617	36.913	26.329	225.0	5:43.859
4	35.070	32.227	24.683	227.3	1:31.980	12	37.942	34.455	24.959	225.4	1:37.356
5	34.247	33.291	33.115		1:40.653 Pit	13	34.463	32.029	24.436	234.7	1:30.928
6	3:24.031	33.084	26.424	230.2	4:23.539	14	34.231	31.840	24.505	234.7	1:30.576
7	35.304	32.518	24.588	226.4	1:32.410	15	34.011	32.042	24.406	236.8	1:30.459
8	34.466	32.312	24.372	235.2	1:31.150						



Weather/Track: Sun 25° /Dry 48°

Circuit Length - 4.005 kilometres
Circuit Ricardo Tormo
Valencia

FIA Formula Two Championship

Free Practice 2 - Sector Analysis Report

Lap S1 Time S1 Spd S2 Time S2 Spd S3 Time S3 Spd Lap Time Pit Lap S1 Time S1 Spd S2 Time S2 Spd S3 Time S3 Spd Lap Time Pit

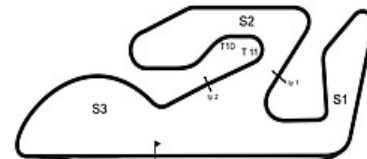
7 SURTEES				GBR Surtees							
1	10:46.779	33.062	26.195	225.9	11:46.036	9	9:43.473	32.799	25.473	226.4	10:41.745
2	34.581	34.874	25.583	236.3	1:35.038	10	34.360	32.654	24.692	227.3	1:31.706
3	33.934	31.638	24.543	230.2	1:30.115	11	34.800	32.543	24.517	227.8	1:31.860
4	34.480	31.813	27.643	235.8	1:33.936	12	34.405	32.138	24.644	229.2	1:31.187
5	33.783	32.501	24.802	227.3	1:31.086	13	34.333	32.020	24.563	236.3	1:30.916
6	34.334	32.212	24.743	227.8	1:31.289	14	34.257	32.027	24.628	229.7	1:30.912
7	34.160	32.475	24.771	229.2	1:31.406						
8	34.551	32.008	30.902		1:37.461 Pit						

8 HEGEWALD				GER Hegewald							
1	10:46.366	33.138	25.495	229.2	11:44.999	10	36.153	34.111	24.431	240.5	1:34.695
2	34.171	31.925	24.687	230.7	1:30.783	11	33.859	31.799	24.165	232.2	1:29.823
3	34.008	31.748	24.956	231.7	1:30.712	12	34.119	31.575	24.194	239.4	1:29.888
4	34.056	31.600	24.122	231.7	1:29.778	13	34.053	31.925	24.691	231.7	1:30.669
5	33.847	31.818	24.137	240.5	1:29.802	14	34.625	32.780	31.580		1:38.985 Pit
6	34.833	32.442	32.129		1:39.404 Pit	15	3:44.317	32.180	24.305	230.2	4:40.802
7	3:58.230	36.736	29.143	229.7	5:04.109	16	34.120	31.537	24.093	238.9	1:29.750
8	34.194	31.849	24.108	229.7	1:30.151						
9	33.957	31.368	24.207	230.7	1:29.532						

9 GANDOLFI				ITA Piscine Laghetto							
1	10:51.828	34.887	27.038	223.6	11:53.753	10	36.131	33.351	36.037		1:45.519 Pit
2	35.990	33.491	25.409	225.4	1:34.890	11	3:38.262	33.053	25.475	225.4	4:36.790
3	35.385	33.442	26.907	225.0	1:35.734	12	35.165	32.727	1:46.509	212.1	2:54.401
4	36.209	32.728	25.306	225.0	1:34.243	13	37.177	33.206	27.015	220.8	1:37.398
5	35.548	33.215	25.219	233.2	1:33.982	14	35.359	32.766	25.142	225.0	1:33.267
6	35.137	32.451	25.249	224.5	1:32.837	15	35.122	32.863	24.986	233.7	1:32.971
7	35.023	33.018	25.181	225.4	1:33.222	16	34.987	33.918	24.999	225.9	1:33.904
8	36.793	40.295	29.219	231.2	1:46.307						
9	37.160	34.558	25.447	225.9	1:37.165						

10 DE MARCO				ITA I.T.A.S Spa							
1	11:23.376	33.770	25.536	225.0	12:22.682	8	5:10.236	32.424	24.795	224.5	6:07.455
2	34.750	31.647	24.503	226.4	1:30.900	9	33.977	32.057	24.650	225.9	1:30.684
3	34.301	31.856	24.770	227.8	1:30.927	10	34.988	34.468	24.974	226.8	1:34.430
4	34.020	31.614	24.571	226.8	1:30.205	11	34.668	32.386	32.432		1:39.486 Pit
5	34.321	32.410	24.956	226.4	1:31.687	12	7:49.316	33.240	24.709	225.0	8:47.265
6	34.226	31.998	24.625	225.9	1:30.849						
7	34.770	33.178	33.398		1:41.346 Pit						

11 CLARKE				GBR KSS Design Group							
1	11:43.157	32.556	24.742	224.5	12:40.455	7	34.925	2:23.018	38.181		3:36.124 Pit
2	35.097	31.836	25.076	225.4	1:32.009	8	2:22.837	31.982	25.456	233.7	3:20.275
3	34.558	31.562	24.501	225.9	1:30.621	9	35.005	32.028	24.438	233.7	1:31.471
4	34.511	31.849	24.845	226.8	1:31.205	10	34.541	3:12.192	34.238		4:20.971 Pit
5	34.316	32.361	34.273		1:40.950 Pit						
6	3:45.261	35.171	26.330	225.9	4:46.762						



Weather/Track: Sun 25° / Dry 48°

Circuit Length - 4.005 kilometres
Circuit Ricardo Tormo
Valencia

FIA Formula Two Championship

Free Practice 2 - Sector Analysis Report

Lap S1 Time S1 Spd S2 Time S2 Spd S3 Time S3 Spd Lap Time Pit Lap S1 Time S1 Spd S2 Time S2 Spd S3 Time S3 Spd Lap Time Pit

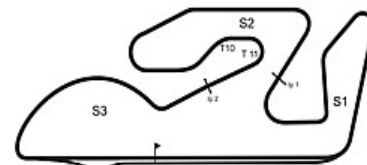
12 WICKENS				CAN		Red Bull Lukoil					
1	11:53.159	32.790	24.534	226.8	12:50.483	8	34.061	33.209	27.948	228.3	1:35.218
2	34.053	31.568	25.034	213.8	1:30.655	9	34.283	31.641	25.260	228.3	1:31.184
3	34.322	31.373	24.811	234.2	1:30.506	10	34.172	32.246	24.565	227.8	1:30.983
4	33.566	33.263	24.467	228.3	1:31.296	11	35.528	31.963	29.075		1:36.566 Pit
5	33.684	33.322	24.396	227.8	1:31.402	12	4:52.265	31.908	25.805	229.2	5:49.978
6	35.193	32.616	30.061		1:37.870 Pit						
7	8:12.220	31.926	24.371	236.3	9:08.517						

14 BORTOLOTTI				ITA		Red Bull					
1	11:14.694	33.088	25.576	225.0	12:13.358	8	34.500	32.340	24.482	235.8	1:31.322
2	34.256	32.112	24.295	227.8	1:30.663	9	33.907	33.253	24.779	227.8	1:31.939
3	34.244	31.424	24.170	234.7	1:29.838	10	34.163	32.492	32.044		1:38.699 Pit
4	33.957	31.825	24.428	228.3	1:30.210	11	7:04.991	33.446	26.767	225.9	8:05.204
5	34.361	33.862	24.328	227.8	1:32.551	12	1:57.666	37.084	44.021		3:18.771 Pit
6	33.979	32.599	26.460	233.2	1:33.038	13	1:44.684	32.113	24.670	227.8	2:41.467
7	33.876	32.044	24.464	230.2	1:30.384						

15 ALESHIN				RUS		Red Bull Lukoil					
1	11:50.992	32.507	24.838	225.0	12:48.337	7	34.648	32.103	30.402		1:37.153 Pit
2	34.274	31.753	24.743	226.4	1:30.770	8	8:02.285	37.576	24.820	223.6	9:04.681
3	33.972	31.591	33.846		1:39.409 Pit	9	33.639	31.265	24.268	225.0	1:29.172
4	6:07.600	34.409	28.214	226.8	7:10.223	10	33.623	41.390	24.585	233.7	1:39.598
5	34.392	32.142	24.685	226.4	1:31.219	11	43.166	33.118	24.940	232.2	1:41.224
6	33.961	31.924	24.469	226.8	1:30.354						

16 PISCOPO				ITA		Auto Capital					
1	11:28.803	33.112	25.911	225.4	12:27.826	7	35.031	33.907	33.244		1:42.182 Pit
2	34.209	32.820	26.740	228.3	1:33.769	8	9:27.613	32.069	24.449	224.0	10:24.131
3	34.076	31.643	24.545	229.2	1:30.264	9	33.615	31.095	23.892	232.7	1:28.602
4	36.886	38.107	32.887		1:47.880 Pit	10	33.544	31.118	23.937	234.2	1:28.599
5	4:04.458	32.296	24.485	226.4	5:01.239	11	33.751	31.228	23.789	234.2	1:28.768
6	35.331	32.029	24.476	226.4	1:31.836						

17 IACONELLI				BRA		Iaconelli.com					
1	11:32.682	33.880	25.321	223.6	12:31.883	8	10:14.780	41.096	27.962	231.7	11:23.838
2	34.225	31.751	24.673	227.3	1:30.649	9	33.809	31.319	24.192	234.2	1:29.320
3	39.205	32.292	24.735	226.8	1:36.232	10	33.845	36.111	25.270	235.8	1:35.226
4	33.933	31.797	24.462	228.8	1:30.192	11	33.550	31.610	24.011	237.8	1:29.171
5	38.262	37.947	24.877	227.3	1:41.086	12	34.982	32.927	24.232	237.8	1:32.141
6	34.166	31.739	24.289	226.4	1:30.194	13	33.576	31.831	24.268	228.8	1:29.675
7	35.038	32.470	30.983		1:38.491 Pit						



Weather/Track: Sun 25° /Dry 48°

Circuit Length - 4.005 kilometres
Circuit Ricardo Tormo
Valencia

FIA Formula Two Championship

Free Practice 2 - Sector Analysis Report

Lap S1 Time S1 Spd S2 Time S2 Spd S3 Time S3 Spd Lap Time Pit Lap S1 Time S1 Spd S2 Time S2 Spd S3 Time S3 Spd Lap Time Pit

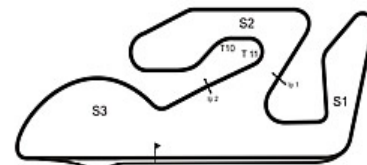
18 GACHNANG				SUI		Motorex					
1	11:35.327	33.413	25.424	224.0	12:34.164	7	5:50.323	32.012	24.628	225.0	6:46.963
2	34.873	31.850	24.442	225.9	1:31.165	8	34.563	32.053	24.472	227.8	1:31.088
3	34.512	31.789	24.512	226.4	1:30.813	9	34.269	32.064	24.594	226.4	1:30.927
4	34.049	31.982	24.476	225.9	1:30.507	10	34.543	32.722	29.787		1:37.052 Pit
5	33.960	32.275	24.547	226.4	1:30.782	11	6:49.973	36.368	25.791	220.4	7:52.132
6	1:18.564	33.678	31.238		2:23.480 Pit						

20 HOING				GER		HASKAMP & Societe Generale					
1	12:10.608	38.990	27.155	224.5	13:16.753	10	35.683	32.583	24.818	224.5	1:33.084
2	35.817	33.292	24.840	226.8	1:33.949	11	34.935	32.320	26.398	227.3	1:33.653
3	34.563	31.738	24.548	228.8	1:30.849	12	35.407	32.738	25.084	230.7	1:33.229
4	34.259	32.590	24.925	228.8	1:31.774	13	35.630	32.045	25.023	232.2	1:32.698
5	34.404	32.275	24.629	228.3	1:31.308	14	34.728	32.003	24.521	233.7	1:31.252
6	34.566	32.116	24.718	233.2	1:31.400	15	34.630	32.932	24.922	225.9	1:32.484
7	34.432	32.485	24.825	231.2	1:31.742	16	35.033	32.028	26.541	222.2	1:33.602
8	35.126	32.883	32.097		1:40.106 Pit						
9	5:09.891	33.307	25.535	230.7	6:08.733						

21 VASILIAUSKAS				LIT		Darsena					
1	10:53.270	33.690	26.058	224.5	11:53.018	9	4:58.290	32.428	24.819	225.0	5:55.537
2	34.691	32.101	24.670	225.4	1:31.462	10	34.543	32.104	24.582	225.4	1:31.229
3	34.175	32.184	24.637	226.4	1:30.996	11	34.306	31.827	24.480	225.0	1:30.613
4	34.114	31.849	24.623	228.8	1:30.586	12	33.999	32.199	24.233	230.7	1:30.431
5	33.908	32.261	24.616	227.3	1:30.785	13	35.685	33.579	24.568	229.2	1:33.832
6	35.720	34.728	25.069	225.4	1:35.517	14	34.282	32.168	24.541	226.4	1:30.991
7	34.085	31.681	24.218	232.7	1:29.984						
8		5:22.623			5:53.815 Pit						

22 SOUCEK				ESP		FK-Automotive					
1	12:15.200	33.627	24.865	225.9	13:13.692	6	5:53.758	31.693	24.387	229.7	6:49.838
2	34.041	31.438	24.146	233.7	1:29.625	7	35.702	34.387	31.823		1:41.912 Pit
3	33.457	31.479	24.272	225.9	1:29.208	8	9:19.435	32.022	24.283	233.7	10:15.740
4	33.850	32.567	36.205		1:42.622 Pit						
5	3:40.994	36.122	36.405		4:53.521 Pit						

23 KARJALAINEN				FIN		Everyman LTC Rakennus					
1	11:07.394	33.905	25.633	225.0	12:06.932	9	33.980	32.136	24.426	235.2	1:30.542
2	36.324	32.680	24.798	225.9	1:33.802	10	34.048	31.838	24.721	236.3	1:30.607
3	34.267	32.086	24.768	226.8	1:31.121	11	34.208	32.467	24.593	235.2	1:31.268
4	35.392	33.185	24.946	226.4	1:33.523	12	34.653	33.309	28.467	235.8	1:36.429
5	35.030	32.837	24.738	226.4	1:32.605	13	34.040	32.346	24.313	235.2	1:30.699
6	34.961	32.511	34.997		1:42.469 Pit	14	33.994	32.464	24.789	227.3	1:31.247
7	7:40.430	33.201	25.280	230.7	8:38.911	15	34.154	32.233	24.729	228.3	1:31.116
8	35.286	32.190	24.704	234.7	1:32.180						



Weather/Track: Sun 25° /Dry 48°

Circuit Length - 4.005 kilometres
Circuit Ricardo Tormo
Valencia

FIA Formula Two Championship

Free Practice 2 - Sector Analysis Report

Lap S1 Time S1 Spd S2 Time S2 Spd S3 Time S3 Spd Lap Time Pit Lap S1 Time S1 Spd S2 Time S2 Spd S3 Time S3 Spd Lap Time Pit

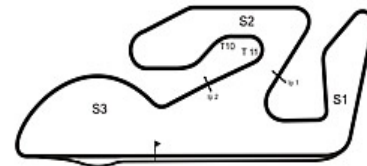
24 GLADDIS				GBR		Marrache & Co					
1	11:23.001	33.915	26.348	221.7	12:23.264	11	34.797	32.360	24.839	223.1	1:31.996
2	36.057	32.399	24.874	222.2	1:33.330	12	34.866	32.169	24.992	227.8	1:32.027
3	34.995	32.509	26.185	226.8	1:33.689	13	35.489	33.827	25.402	222.6	1:34.718
4	35.254	32.565	25.312	222.6	1:33.131	14	35.441	32.039	25.220	223.6	1:32.700
5	34.823	32.003	24.926	222.6	1:31.752	15	34.943	32.049	24.970	223.6	1:31.962
6	35.307	32.025	24.844	222.2	1:32.176	16	36.145	32.842	25.929	225.4	1:34.916
7	34.871	32.106	24.971	224.0	1:31.948	17	34.655	32.499	25.248	227.3	1:32.402
8	34.687	33.078	25.202	224.0	1:32.967	18	34.657	32.215	24.847	224.0	1:31.719
9	35.101	32.358	25.255	223.1	1:32.714	19	35.239	32.477	33.653		1:41.369 Pit
10	34.881	32.226	25.303	230.2	1:32.410						

25 PAVLOVIC				SRB		Bobby Tech					
1	11:58.648	32.555	25.339	223.6	12:56.542	9	36.732	33.626	32.915		1:43.273 Pit
2	34.266	31.695	24.514	227.3	1:30.475	10	8:21.276	34.959	24.789	226.4	9:21.024
3	33.869	31.580	24.468	227.8	1:29.917	11	34.841	33.132	28.135	225.0	1:36.108
4	33.825	31.763	24.436	227.8	1:30.024	12	34.084	31.659	24.214	235.2	1:29.957
5	33.826	33.639	25.421	227.8	1:32.886	13	33.999	32.212	24.356	236.3	1:30.567
6	36.696	33.718	25.251	227.3	1:35.665	14	33.875	31.922	24.408	228.3	1:30.205
7	34.926	32.277	24.720	235.8	1:31.923						
8	34.294	32.569	24.772	231.7	1:31.635						

27 SANCHEZ				ESP		Go Karts Orihuela Costa					
1	11:19.499	33.515	25.093	224.0	12:18.107	5	34.270	31.854	24.590	225.9	1:30.714
2	34.862	31.601	24.745	227.3	1:31.208	6	34.303	31.686	25.003	225.0	1:30.992
3	34.617	31.524	24.503	225.9	1:30.644	7	34.837	31.900	32.764		1:39.501 Pit
4	34.194	31.739	24.828	224.5	1:30.761						

31 MOORE				GBR		Olney Tyres & Exhausts					
1	11:24.443	33.235	27.495	225.4	12:25.173	10	34.367	31.838	24.717	232.2	1:30.922
2	35.383	32.238	24.799	226.8	1:32.420	11	34.775	32.388	24.554	235.2	1:31.717
3	34.561	32.145	25.011	228.8	1:31.717	12	34.398	32.296	29.795		1:36.489 Pit
4	35.642	31.900	29.903		1:37.445 Pit	13	4:14.482	33.397	26.238	237.3	5:14.117
5	1:01.670	32.314	24.404	226.4	1:58.388	14	35.251	32.083	24.684	234.2	1:32.018
6	34.700	31.935	24.733	226.8	1:31.368	15	34.984	32.137	24.532	235.2	1:31.653
7	34.673	32.015	24.820	228.3	1:31.508	16	34.482	32.074	24.696	225.9	1:31.252
8	34.735	32.137	25.125	227.3	1:31.997	17	34.628	41.621	25.202	227.3	1:41.451
9	34.781	31.839	24.429	233.7	1:31.049						

33 ENG				AUS		European Racing Events					
1	11:38.822	34.836	24.827	225.4	12:38.485	8	8:39.073	34.769	25.369	223.1	9:39.211
2	34.466	31.903	24.755	225.4	1:31.124	9	33.870	32.954	24.293	225.0	1:31.117
3	34.344	31.811	24.448	226.8	1:30.603	10	33.538	31.164	24.173	226.4	1:28.875
4	34.159	31.971	30.215		1:36.345 Pit	11	33.470	31.278	24.410	224.0	1:29.158
5	3:55.669	32.947	24.767	226.4	4:53.383	12	33.799	31.585	24.297	226.8	1:29.681
6	34.850	34.144	24.824	225.0	1:33.818						
7	34.383	32.370	32.367		1:39.120 Pit						



Weather/Track: Sun 25° / Dry 48°

Circuit Length - 4.005 kilometres
Circuit Ricardo Tormo
Valencia

FIA Formula Two Championship

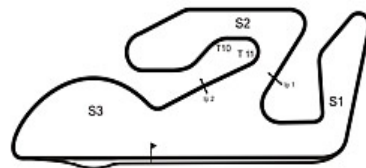
Free Practice 2 - Best Sector Times Report

POS	NO	SECTOR 1		SECTOR 2		SECTOR 3		IDEAL/BEST LAP COMPARISON							
		TIME	LAP	NO	TIME	LAP	NO	TIME	LAP	NO	NAME	IDEAL	BEST	LAP	DIFF
1	22	33.457	3	16	31.095	9	16	23.789	11	16	PISCOPO	1:28.428	1:28.599	10	+ 0.171
2	33	33.470	11	33	31.164	10	17	24.011	11	33	ENG	1:28.807	1:28.875	10	+ 0.068
3	16	33.544	10	15	31.265	9	8	24.093	16	17	IACONELLI	1:28.880	1:29.171	11	+ 0.291
4	17	33.550	11	17	31.319	9	2	24.123	8	22	SOUCEK	1:29.041	1:29.208	3	+ 0.167
5	12	33.566	4	8	31.368	9	22	24.146	2	15	ALESHIN	1:29.156	1:29.172	9	+ 0.016
6	15	33.623	10	12	31.373	3	14	24.170	3	4	JOUSSE	1:29.235	1:29.840	11	+ 0.605
7	4	33.630	8	4	31.393	2	33	24.173	10	8	HEGEWALD	1:29.308	1:29.532	9	+ 0.224
8	7	33.783	5	14	31.424	3	4	24.212	10	12	WICKENS	1:29.310	1:30.506	3	+ 1.196
9	25	33.825	4	22	31.438	2	25	24.214	12	2	HOHENTHAL	1:29.467	1:29.467	8	+ 0.000
10	8	33.847	5	2	31.465	8	21	24.218	7	14	BORTOLOTT	1:29.470	1:29.838	3	+ 0.368
11	14	33.876	7	27	31.524	3	15	24.268	9	25	PAVLOVIC	1:29.619	1:29.917	3	+ 0.298
12	2	33.879	8	11	31.562	3	23	24.313	13	21	VASILIAUSK	1:29.807	1:29.984	7	+ 0.177
13	21	33.908	5	25	31.580	3	12	24.371	7	7	SURTEES	1:29.938	1:30.115	3	+ 0.177
14	18	33.960	5	6	31.603	9	6	24.372	8	6	EBRAHIM	1:29.986	1:30.245	9	+ 0.259
15	10	33.977	9	10	31.614	4	31	24.404	5	10	DE MARCO	1:30.094	1:30.205	4	+ 0.111
16	23	33.980	9	7	31.638	3	5	24.412	4	23	KARJALAIN	1:30.131	1:30.542	9	+ 0.411
17	6	34.011	15	21	31.681	7	11	24.438	9	18	GACHNANG	1:30.191	1:30.507	4	+ 0.316
18	5	34.149	6	20	31.738	3	18	24.442	2	27	SANCHEZ	1:30.221	1:30.644	3	+ 0.423
19	27	34.194	4	18	31.789	3	10	24.503	2	11	CLARKE	1:30.316	1:30.621	3	+ 0.305
20	20	34.259	4	5	31.834	12	27	24.503	3	5	BRUNDLE	1:30.395	1:30.711	4	+ 0.316
21	11	34.316	5	23	31.838	10	7	24.517	11	20	HOING	1:30.518	1:30.849	3	+ 0.331
22	31	34.367	10	31	31.838	10	20	24.521	14	31	MOORE	1:30.609	1:30.922	10	+ 0.313
23	24	34.655	17	24	32.003	5	3	24.823	2	24	GLADDIS	1:31.497	1:31.719	18	+ 0.222
24	3	34.803	3	3	32.075	2	24	24.839	11	3	PALMER	1:31.701	1:31.984	2	+ 0.283
25	9	34.987	16	9	32.451	6	9	24.986	15	9	GANDOLFI	1:32.424	1:32.837	6	+ 0.413

'Perfect Lap' - 1:28.341



Weather/Track: Sun 25° /Dry 48°



Circuit Length - 4.005 kilometres
Circuit Ricardo Tormo
Valencia

FIA Formula Two Championship QUALIFYING 1

POS	NO	CL	DRIVER	NAT	SPONSOR	TIME	LAPS	GAP	KPH
1	12		Robert WICKENS	CAN	Red Bull Lukoil	1:27.775	11		164.26
2	8		Tobias HEGEWALD	GER	Hegewald	1:27.789	15	0.014	164.23
3	22		Andy SOUCEK	ESP	FK-Automotive	1:27.953	13	0.178	163.92
4	17		Carlos IACONELLI	BRA	Iaconelli.com	1:27.955	12	0.180	163.92
5	15		Mikhail ALESHIN	RUS	Red Bull Lukoil	1:28.113	12	0.338	163.63
6	4		Julien JOUSSE	FRA	E Leclerc	1:28.113	10	0.338	163.63
7	16		Edoardo PISCOPO	ITA	Auto Capital	1:28.130	12	0.355	163.59
8	25		Milos PAVLOVIC	SRB	Bobby Tech	1:28.243	15	0.468	163.39
9	21		Kazim VASILIAUSKAS	LIT	Darsena	1:28.315	11	0.540	163.25
10	7		Henry SURTEES	GBR	Surtees	1:28.390	12	0.615	163.11
11	33		Philipp ENG	AUS	European Racing Events	1:28.461	13	0.686	162.98
12	14		Mirko BORTOLOTTI	ITA	Red Bull	1:28.470	13	0.695	162.97
13	3		Jolyon PALMER	GBR	Comma	1:28.640	11	0.865	162.65
14	18		Natacha GACHNANG	SUI	Motorex	1:28.729	9	0.954	162.49
15	2		Sebastian HOHENTHAL	SWE	Mafi Sweden Team	1:28.755	13	0.980	162.44
16	5		Alex BRUNDLE	GBR	Sen GAC Nasstar	1:29.123	14	1.348	161.77
17	11		Jack CLARKE	GBR	KSS Design Group	1:29.151	5	1.376	161.72
18	10		Nicola DE MARCO	ITA	I.T.A.S Spa	1:29.184	11	1.409	161.66
19	27		German SANCHEZ	ESP	Go Karts Orihuela Costa	1:29.240	12	1.465	161.56
20	6		Armaan EBRAHIM	IND	JK Racing	1:29.343	12	1.568	161.37
21	23		Henri KARJALAINEN	FIN	Everyman LTC Rakennus	1:29.422	12	1.647	161.23
22	20		Jens HOING	GER	HASKAMP & Societe Generale	1:29.519	12	1.744	161.06
23	24		Tom GLADDIS	GBR	Marrache & Co	1:30.145	15	2.370	159.94
24	9		Pietro GANDOLFI	ITA	Piscine Laghetto	1:30.743	15	2.968	158.88
25	31		Jason MOORE	GBR	Olney Tyres & Exhausts	1:31.661	4	3.886	157.29

QUALIFICATION MAXIMA 1:33.919

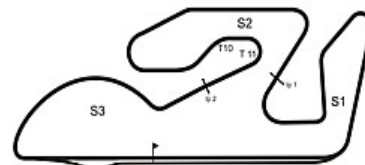
Weather/Track: Sun 25°/Dry 35°

Valencia
Circuit Length = 4.0050 km.
Start: 17:30 End: 18:00

Race Director:	Steward:	Timekeeper:
----------------	----------	-------------

FIA Formula Two Championship Qualifying 1 - Sector Analysis Report

Lap	S1 Time	S1 Spd	S2 Time	S2 Spd	S3 Time	S3 Spd	Lap Time	Pit	Lap	S1 Time	S1 Spd	S2 Time	S2 Spd	S3 Time	S3 Spd	Lap Time	Pit
2 HOENTHAL SWE Mafi Sweden Team																	
1	11:04.408		34.533		25.524	226.4	12:04.465		8	6:47.705		38.204		26.676	226.8	7:52.585	
2	35.643		32.098		24.692	227.8	1:32.433		9	35.897		33.512		25.466	225.9	1:34.875	
3	34.521		31.538		24.510	228.8	1:30.569		10	33.651		31.099		24.005	228.3	1:28.755	
4	34.993		32.029		24.376	228.3	1:31.398		11	33.478		35.173		25.599	226.8	1:34.250	
5	34.456		32.840		24.436	227.3	1:31.732		12	33.744		31.540		24.524	225.4	1:29.808	
6	34.508		31.708		27.042	225.9	1:33.258		13	36.311		33.172		36.631		1:46.114	Pit
7	36.750		32.779		35.221		1:44.750	Pit									
3 PALMER GBR Comma																	
1	11:28.831		33.543		25.307	226.4	12:27.681		7	7:23.178		31.862		24.420	225.9	8:19.460	
2	34.763		32.085		24.658	225.4	1:31.506		8	33.542		31.008		24.090	228.8	1:28.640	
3	34.451		31.855		24.476	228.3	1:30.782		9	33.512		31.234		24.530	226.8	1:29.276	
4	34.298		31.867		24.746	227.8	1:30.911		10	35.260		32.534		24.738	227.3	1:32.532	
5	34.191		32.017		24.588	227.3	1:30.796		11	35.417		32.493		37.058		1:44.968	Pit
6	34.758		32.043		34.897		1:41.698	Pit									
4 JOUSSE FRA E Leclerc																	
1	10:47.927		32.627		25.134	225.9	11:45.688		7	33.489		30.907		23.969	228.3	1:28.365	
2	34.802		32.103		26.633	227.3	1:33.538		8	33.111		30.962		24.040	228.3	1:28.113	
3	34.134		31.401		24.809	227.3	1:30.344		9	33.376		31.237		24.147	227.3	1:28.760	
4	34.313		31.657		24.495	227.8	1:30.465		10	41.011		37.527		36.270		1:54.808	Pit
5	34.549		32.085		31.270		1:37.904	Pit									
6	8:28.206		34.656		24.628	225.9	9:27.490										
5 BRUNDLE GBR Sen GAC Nasstar																	
1	10:46.872		32.559		25.300	225.9	11:44.731		9	33.465		31.183		24.994	228.3	1:29.642	
2	35.074		31.975		24.840	225.9	1:31.889		10	33.421		31.510		24.192	227.3	1:29.123	
3	34.180		31.944		24.427	228.8	1:30.551		11	33.506		31.518		24.273	227.3	1:29.297	
4	33.854		31.832		24.595	228.8	1:30.281		12	33.506		31.218		25.546	229.2	1:30.270	
5	34.099		31.950		24.476	228.8	1:30.525		13	33.609		31.679		24.684	228.8	1:29.972	
6	34.030		31.977		25.237	228.8	1:31.244		14	1:08.918		32.129		25.314	228.8	2:06.361	
7	34.612		32.082		31.913		1:38.607	Pit									
8	9:25.737		31.568		24.284	227.3	10:21.589										
6 EBRAHIM IND JK Racing																	
1	11:11.108		34.651		24.864	225.0	12:10.623		8	33.874		31.285		24.184	226.8	1:29.343	
2	35.149		32.182		24.732	226.8	1:32.063		9	33.530		31.772		29.218	227.3	1:34.520	
3	34.001		31.779		24.606	228.3	1:30.386		10	33.645		31.693		24.589	227.3	1:29.927	
4	34.695		32.274		24.601	227.8	1:31.570		11	39.092		33.118		24.704	227.3	1:36.914	
5	34.029		31.978		32.730		1:38.737	Pit	12	35.386		36.384		24.883	226.4	1:36.653	
6	10:04.153		36.724		25.885	227.8	11:06.762										
7	33.785		31.621		27.888	225.0	1:33.294										



Weather/Track: Sun 25° /Dry 35°

Circuit Length - 4.005 kilometres
Circuit Ricardo Tormo
Valencia

FIA Formula Two Championship

Qualifying 1 - Sector Analysis Report

Lap S1 Time S1 Spd S2 Time S2 Spd S3 Time S3 Spd Lap Time Pit Lap S1 Time S1 Spd S2 Time S2 Spd S3 Time S3 Spd Lap Time Pit

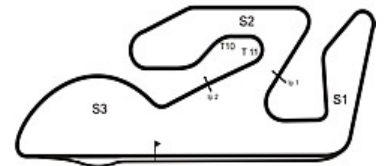
7 SURTEES				GBR Surtees					
1	11:01.728	36.384	25.015 226.4	12:03.127	8	10:42.424	34.140	26.089 225.4	11:42.653
2	33.439	30.981	24.167 227.3	1:28.587	9	33.573	31.031	26.708 226.8	1:31.312
3	33.577	31.463	24.182 228.3	1:29.222	10	33.298	31.144	23.948 226.4	1:28.390
4	33.492	31.299	24.466 228.3	1:29.257	11	33.355	31.167	24.368 228.8	1:28.890
5	37.486	40.039	25.580 228.8	1:43.105	12	36.728	32.563	24.246 227.3	1:33.537
6	33.825	31.263	26.452 228.8	1:31.540					
7	33.980	33.363	33.619	1:40.962 Pit					

8 HEGEWALD				GER Hegewald					
1	10:46.193	32.785	24.748 230.2	11:43.726	9	33.072	30.875	24.084 233.2	1:28.031
2	33.186	30.814	23.789 231.2	1:27.789	10	37.172	34.603	24.329 230.2	1:36.104
3	33.533	32.610	23.918 232.7	1:30.061	11	33.134	31.088	24.404 233.2	1:28.626
4	33.085	31.306	24.005 232.2	1:28.396	12	34.532	32.283	24.142 229.7	1:30.957
5	36.840	39.476	27.437 231.2	1:43.753	13	33.167	31.216	24.565 234.2	1:28.948
6	33.264	31.130	23.968 232.2	1:28.362	14	34.056	34.146	24.423 231.2	1:32.625
7	33.424	31.396	33.348	1:38.168 Pit	15	33.391	31.300	24.119 232.2	1:28.810
8	7:41.638	31.990	27.717 232.7	8:41.345					

9 GANDOLFI				ITA Piscine Laghetto					
1	10:57.925	34.177	25.190 224.5	11:57.292	9	34.776	33.942	26.373 225.9	1:35.091
2	34.672	33.187	25.215 228.3	1:33.074	10	39.321	33.231	25.858 225.9	1:38.410
3	37.165	33.130	24.897 226.8	1:35.192	11	36.650	33.183	25.182 225.4	1:35.015
4	34.606	49.363	34.129	1:58.098 Pit	12	34.698	32.452	24.842 225.9	1:31.992
5	7:31.783	34.781	29.144 224.0	8:35.708	13	34.627	32.850	24.819 226.4	1:32.296
6	35.942	32.665	25.092 224.5	1:33.699	14	34.546	32.048	25.824 225.9	1:32.418
7	34.302	32.108	24.333 226.8	1:30.743	15	34.431	32.180	25.099 227.3	1:31.710
8	34.309	32.034	24.477 226.8	1:30.820					

10 DE MARCO				ITA I.T.A.S Spa					
1	11:27.439	33.446	25.465 223.6	12:26.350	7	33.642	31.268	24.274 224.0	1:29.184
2	34.712	31.980	24.600 225.4	1:31.292	8	33.808	31.439	24.401 225.0	1:29.648
3	34.209	31.792	24.427 226.8	1:30.428	9	33.540	31.440	24.300 225.4	1:29.280
4	34.048	31.778	24.633 227.3	1:30.459	10	33.625	31.640	24.284 225.9	1:29.549
5	34.522	31.950	34.588	1:41.060 Pit	11	34.026	31.632	24.438 225.9	1:30.096
6	12:40.501	32.724	24.797 224.0	13:38.022					

11 CLARKE				GBR KSS Design Group					
1	10:44.543	32.284	24.700 225.0	11:41.527	4	33.332	31.599	28.318 226.4	1:33.249
2	35.188	32.224	24.867 225.9	1:32.279	5	33.917	31.449	24.142 227.8	1:29.508
3	33.567	31.347	24.237 226.8	1:29.151					



Weather/Track: Sun 25° /Dry 35°

Circuit Length - 4.005 kilometres
Circuit Ricardo Tormo
Valencia

FIA Formula Two Championship

Qualifying 1 - Sector Analysis Report

Lap S1 Time S1 Spd S2 Time S2 Spd S3 Time S3 Spd Lap Time Pit Lap S1 Time S1 Spd S2 Time S2 Spd S3 Time S3 Spd Lap Time Pit

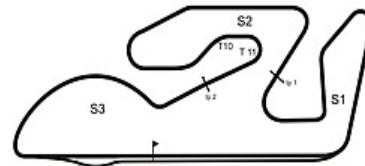
12 WICKENS				CAN		Red Bull Lukoil					
1	11:42.654	34.131	25.057	224.0	12:41.842	7	33.376	34.457	24.517	227.3	1:32.350
2	33.400	30.825	23.774	226.8	1:27.999	8	35.649	32.458	24.125	226.8	1:32.232
3	33.093	30.838	23.844	228.8	1:27.775	9	33.112	31.266	24.385	228.8	1:28.763
4	39.761	36.660	24.387	228.8	1:40.808	10	32.957	30.957	24.004	227.3	1:27.918
5	33.115	31.380	29.882		1:34.377 Pit	11	33.249	32.149	29.887		1:35.285 Pit
6	10:25.093	38.272	24.600	228.3	11:27.965						

14 BORTOLOTTI				ITA		Red Bull					
1	11:37.158	33.657	24.763	228.8	12:35.578	8	33.195	31.126	24.210	230.7	1:28.531
2	34.400	31.871	24.291	229.7	1:30.562	9	47.148	45.225	24.187	228.8	1:56.560
3	34.054	31.860	24.373	230.7	1:30.287	10	33.312	31.277	23.881	230.7	1:28.470
4	34.215	31.759	24.340	230.7	1:30.314	11	33.503	31.314	24.128	231.2	1:28.945
5	34.929	32.019	24.368	231.7	1:31.316	12	40.745	31.470	24.242	230.2	1:36.457
6	34.272	31.955	32.561		1:38.788 Pit	13	33.478	31.576	24.196	230.2	1:29.250
7	8:20.571	31.369	28.104	230.7	9:20.044						

15 ALESHIN				RUS		Red Bull Lukoil					
1	11:46.276	36.023	25.738	226.4	12:48.037	8	33.074	31.224	23.831	228.3	1:28.129
2	33.918	31.247	24.343	226.8	1:29.508	9	39.238	32.716	24.817	227.8	1:36.771
3	33.456	31.111	24.007	228.3	1:28.574	10	37.624	36.510	24.445	226.4	1:38.579
4	34.257	31.444	29.218		1:34.919 Pit	11	33.391	31.521	24.311	227.8	1:29.223
5	9:41.279	34.477	24.603	224.5	10:40.359	12	33.340	31.494	24.272	229.2	1:29.106
6	33.276	30.786	24.051	227.3	1:28.113						
7	33.031	34.327	32.387	227.8	1:39.745						

16 PISCOPO				ITA		Auto Capital					
1	11:43.230	34.323	25.058	227.3	12:42.611	8	33.381	31.025	23.724	228.3	1:28.130
2	33.760	31.300	24.039	227.8	1:29.099	9	33.341	31.660	24.363	228.3	1:29.364
3	33.577	31.237	23.970	228.3	1:28.784	10	33.455	32.094	24.845	227.8	1:30.394
4	33.466	31.281	24.241	227.8	1:28.988	11	33.522	31.363	24.051	227.3	1:28.936
5	33.760	31.393	24.127	228.8	1:29.280	12	33.765	32.965	34.797		1:41.527 Pit
6	34.056	32.799	34.760		1:41.615 Pit						
7	9:38.483	33.134	25.914	226.4	10:37.531						

17 IACONELLI				BRA		Iaconelli.com					
1	11:22.044	32.784	24.878	228.3	12:19.706	8	33.138	30.939	23.878	227.8	1:27.955
2	34.516	31.597	24.220	228.3	1:30.333	9	33.355	31.189	23.980	228.3	1:28.524
3	33.795	31.330	24.094	229.2	1:29.219	10	37.582	35.407	27.081	228.3	1:40.070
4	33.708	31.840	24.684	228.8	1:30.232	11	33.578	31.335	23.978	226.8	1:28.891
5	33.856	31.984	34.063		1:39.903 Pit	12	37.106	35.720	34.144		1:46.970 Pit
6	7:31.875	36.795	26.526	224.0	8:35.196						
7	34.075	33.062	25.463	227.3	1:32.600						



Weather/Track: Sun 25° / Dry 35°

Circuit Length - 4.005 kilometres
Circuit Ricardo Tormo
Valencia

Printed at 18:04, Friday, 29 May, 2009

© MST Systems Ltd, 2005 (www.mstworld.com)

Page 3

FIA Formula Two Championship

Qualifying 1 - Sector Analysis Report

Lap S1 Time S1 Spd S2 Time S2 Spd S3 Time S3 Spd Lap Time Pit Lap S1 Time S1 Spd S2 Time S2 Spd S3 Time S3 Spd Lap Time Pit

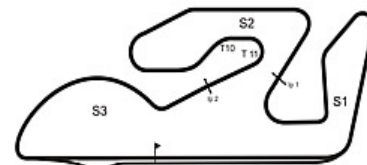
18 GACHNANG				SUI		Motorex					
1	11:19.892	33.269	25.005	223.1	12:18.166	6	7:41.020	33.110	25.222	223.1	8:39.352
2	34.451	31.671	24.564	225.9	1:30.686	7	33.787	31.249	24.138	226.8	1:29.174
3	33.595	31.580	24.071	228.3	1:29.246	8	36.271	32.276	24.813	227.3	1:33.360
4	34.155	31.983	26.432	225.9	1:32.570	9	33.430	31.150	24.149	226.8	1:28.729
5	34.386	31.984	34.227		1:40.597 Pit						

20 HOING				GER		HASKAMP & Societe Generale					
1	12:05.483	35.266	26.267	224.0	13:07.016	8	34.508	31.325	24.495	225.4	1:30.328
2	34.328	31.313	24.561	225.0	1:30.202	9	34.081	31.254	24.622	224.5	1:29.957
3	33.798	31.449	24.272	226.4	1:29.519	10	34.423	32.385	24.771	224.0	1:31.579
4	35.688	32.572	24.988	226.4	1:33.248	11	36.986	33.543	24.971	225.4	1:35.500
5	34.075	31.451	24.687	226.4	1:30.213	12	34.569	31.641	25.304	225.0	1:31.514
6	34.238	31.454	34.524		1:40.216 Pit						
7	9:08.086	36.392	29.979	224.0	10:14.457						

21 VASILIAUSKAS				LIT		Darsena					
1	10:55.432	32.670	24.646	225.4	11:52.748	7	33.410	31.030	23.888	226.8	1:28.328
2	34.214	31.906	24.454	225.9	1:30.574	8	33.219	31.116	23.980	226.4	1:28.315
3	34.110	31.979	24.418	227.8	1:30.507	9	38.035	38.296	25.281	227.8	1:41.612
4	34.117	31.913	24.377	226.8	1:30.407	10	33.537	31.248	24.131	228.8	1:28.916
5	34.134	31.976	30.054		1:36.164 Pit	11	35.803	34.508	33.268		1:43.579 Pit
6	8:27.732	34.645	24.545	224.5	9:26.922						

22 SOUCEK				ESP		FK-Automotive					
1	12:29.016	34.666	24.319	228.3	13:28.001	8	34.069	32.130	33.216		1:39.415 Pit
2	33.347	30.903	23.781	228.3	1:28.031	9	8:36.020	32.371	24.132	226.8	9:32.523
3	33.190	35.699	29.489	230.2	1:38.378	10	33.263	30.933	23.757	227.3	1:27.953
4	33.342	30.980	23.729	229.2	1:28.051	11	33.369	30.986	24.126	228.3	1:28.481
5	33.346	32.524	26.640	222.2	1:32.510	12	33.256	31.522	23.977	226.8	1:28.755
6	36.030	33.055	25.768	230.2	1:34.853	13	38.763	34.856	25.914	228.8	1:39.533
7	33.867	31.896	24.590	228.8	1:30.353						

23 KARJALAINEN				FIN		Everyman LTC Rakennus					
1	11:14.232	33.378	25.038	225.9	12:12.648	8	33.632	31.400	24.390	226.8	1:29.422
2	34.490	31.880	24.618	227.3	1:30.988	9	33.820	31.477	24.470	226.8	1:29.767
3	34.245	34.497	24.958	227.8	1:33.700	10	33.666	31.652	24.339	226.4	1:29.657
4	34.096	31.942	24.993	227.8	1:31.031	11	36.804	40.909	25.662	227.8	1:43.375
5	34.268	32.235	32.691		1:39.194 Pit	12	34.051	32.631	34.216		1:40.898 Pit
6	8:19.582	33.352	24.765	224.5	9:17.699						
7	33.684	31.469	24.363	226.4	1:29.516						



Weather/Track: Sun 25° /Dry 35°

Circuit Length - 4.005 kilometres
Circuit Ricardo Tormo
Valencia

FIA Formula Two Championship

Qualifying 1 - Sector Analysis Report

Lap S1 Time S1 Spd S2 Time S2 Spd S3 Time S3 Spd Lap Time Pit Lap S1 Time S1 Spd S2 Time S2 Spd S3 Time S3 Spd Lap Time Pit

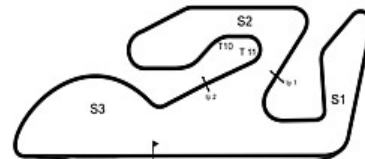
24 GLADDIS				GBR		Marrache & Co					
1	11:18.108	34.629	26.849	219.9	12:19.586	9	33.854	31.946	24.365	222.6	1:30.165
2	36.229	33.086	25.255	221.3	1:34.570	10	34.169	31.608	24.511	226.4	1:30.288
3	34.873	32.279	24.767	223.6	1:31.919	11	37.208	35.365	25.575	223.1	1:38.148
4	34.449	32.223	25.017	225.0	1:31.689	12	34.082	32.169	24.628	223.1	1:30.879
5	34.942	35.825	36.201		1:46.968 Pit	13	33.938	31.701	24.581	222.6	1:30.220
6	7:48.882	33.521	25.268	221.3	8:47.671	14	34.759	35.501	24.728	224.0	1:34.988
7	34.761	31.757	24.584	223.1	1:31.102	15	34.192	31.778	24.474	225.0	1:30.444
8	34.092	31.478	24.575	222.2	1:30.145						

25 PAVLOVIC				SRB		Bobby Tech					
1	10:59.154	33.384	25.432	226.8	11:57.970	9	6:15.753	32.781	24.802	227.8	7:13.336
2	34.408	32.132	24.522	228.8	1:31.062	10	33.049	31.086	29.490	227.8	1:33.625
3	33.983	31.528	24.325	229.7	1:29.836	11	33.070	31.079	24.094	226.8	1:28.243
4	33.702	31.748	24.420	228.3	1:29.870	12	33.274	31.151	23.986	227.8	1:28.411
5	33.917	31.706	24.409	228.3	1:30.032	13	37.115	33.599	25.600	228.3	1:36.314
6	34.142	31.838	25.628	227.8	1:31.608	14	33.998	31.965	24.310	227.3	1:30.273
7	34.042	31.960	25.635	228.8	1:31.637	15	34.226	33.305	32.220		1:39.751 Pit
8	33.801	31.696	30.621		1:36.118 Pit						

27 SANCHEZ				ESP		Go Karts Orihuela Costa					
1	12:07.050	34.164	28.168	225.4	13:09.382	8	39.195	36.369	27.513	225.4	1:43.077
2	35.989	34.597	25.428	227.8	1:36.014	9	34.134	31.513	24.452	226.4	1:30.099
3	33.542	31.229	24.469	227.3	1:29.240	10	33.728	31.458	24.443	225.9	1:29.629
4	33.589	31.492	24.219	227.3	1:29.300	11	33.923	31.307	24.490	225.9	1:29.720
5	34.165	35.315	36.092		1:45.572 Pit	12	33.828	31.353	24.653	225.9	1:29.834
6	9:26.161	38.100	26.531	225.4	10:30.792						
7	33.476	31.146	28.667	183.3	1:33.289						

31 MOORE				GBR		Olney Tyres & Exhausts					
1	11:58.491	32.723	24.935	225.0	12:56.149	4	1:58.387	32.673	30.811		3:01.871 Pit
2	34.615	32.366	24.680	225.4	1:31.661						
3	40.026	36.405	33.711		1:50.142 Pit						

33 ENG				AUS		European Racing Events					
1	11:47.182	35.305	29.216	226.8	12:51.703	8	7:00.513	34.169	26.032	225.9	8:00.714
2	34.176	31.339	24.315	226.8	1:29.830	9	33.431	30.949	24.081	227.3	1:28.461
3	33.710	31.317	24.186	227.3	1:29.213	10	36.296	31.547	24.306	226.4	1:32.149
4	33.569	31.297	24.361	227.3	1:29.227	11	33.463	31.218	23.987	227.8	1:28.668
5	33.834	31.273	24.381	226.4	1:29.488	12	33.423	33.059	25.022	228.8	1:31.504
6	34.049	31.396	25.215	228.3	1:30.660	13	34.398	31.848	30.393		1:36.639 Pit
7	33.919	31.459	31.222		1:36.600 Pit						



Weather/Track: Sun 25° / Dry 35°

Circuit Length - 4.005 kilometres
Circuit Ricardo Tormo
Valencia

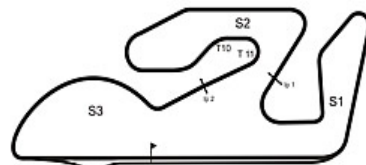
FIA Formula Two Championship Qualifying 1 - Best Sector Times Report

POS	SECTOR 1			SECTOR 2			SECTOR 3			NO	NAME	IDEAL/BEST LAP COMPARISON			DIFF
	NO	TIME	LAP	NO	TIME	LAP	NO	TIME	LAP			IDEAL	BEST	LAP	
1	12	32.957	10	15	30.786	6	16	23.724	8	12	WICKENS	1:27.556	1:27.775	3	+ 0.219
2	15	33.031	7	8	30.814	2	22	23.729	4	15	ALESHIN	1:27.648	1:28.113	6	+ 0.465
3	25	33.049	10	12	30.825	2	12	23.774	2	8	HEGEWALD	1:27.675	1:27.789	2	+ 0.114
4	8	33.072	9	22	30.903	2	8	23.789	2	22	SOUCEK	1:27.822	1:27.953	10	+ 0.131
5	4	33.111	8	4	30.907	7	15	23.831	8	17	IACONELLI	1:27.955	1:27.955	8	+ 0.000
6	17	33.138	8	17	30.939	8	17	23.878	8	4	JOUSSE	1:27.987	1:28.113	8	+ 0.126
7	22	33.190	3	33	30.949	9	14	23.881	10	16	PISCOPO	1:28.090	1:28.130	8	+ 0.040
8	14	33.195	8	7	30.981	2	21	23.888	7	25	PAVLOVIC	1:28.114	1:28.243	11	+ 0.129
9	21	33.219	8	3	31.008	8	7	23.948	10	21	VASILIAUSK	1:28.137	1:28.315	8	+ 0.178
10	7	33.298	10	16	31.025	8	4	23.969	7	14	BORTOLOTT	1:28.202	1:28.470	10	+ 0.268
11	11	33.332	4	21	31.030	7	25	23.986	12	7	SURTEES	1:28.227	1:28.390	10	+ 0.163
12	16	33.341	9	25	31.079	11	33	23.987	11	33	ENG	1:28.359	1:28.461	9	+ 0.102
13	5	33.421	10	2	31.099	10	2	24.005	10	2	HOHENTHAL	1:28.582	1:28.755	10	+ 0.173
14	33	33.423	12	14	31.126	8	18	24.071	3	3	PALMER	1:28.610	1:28.640	8	+ 0.030
15	18	33.430	9	27	31.146	7	3	24.090	8	18	GACHNANG	1:28.651	1:28.729	9	+ 0.078
16	27	33.476	7	18	31.150	9	11	24.142	5	5	BRUNDLE	1:28.796	1:29.123	10	+ 0.327
17	2	33.478	11	5	31.183	9	6	24.184	8	11	CLARKE	1:28.821	1:29.151	3	+ 0.330
18	3	33.512	9	20	31.254	9	5	24.192	10	27	SANCHEZ	1:28.841	1:29.240	3	+ 0.399
19	6	33.530	9	10	31.268	7	27	24.219	4	6	EBRAHIM	1:28.999	1:29.343	8	+ 0.344
20	10	33.540	9	6	31.285	8	20	24.272	3	10	DE MARCO	1:29.082	1:29.184	7	+ 0.102
21	23	33.632	8	11	31.347	3	10	24.274	7	20	HOING	1:29.324	1:29.519	3	+ 0.195
22	20	33.798	3	23	31.400	8	9	24.333	7	23	KARJALAIN	1:29.371	1:29.422	8	+ 0.051
23	24	33.854	9	24	31.478	8	23	24.339	10	24	GLADDIS	1:29.697	1:30.145	8	+ 0.448
24	9	34.302	7	9	32.034	8	24	24.365	9	9	GANDOLFI	1:30.669	1:30.743	7	+ 0.074
25	31	34.615	2	31	32.366	2	31	24.680	2	31	MOORE	1:31.661	1:31.661	2	+ 0.000

'Perfect Lap' - 1:27.467



Weather/Track: Sun 25° /Dry 35°



Circuit Length - 4.005 kilometres
Circuit Ricardo Tormo
Valencia