



Rounds 1 & 2
Valencia, Spain
29 - 31 May 2009



Timing and Results by MST Systems Ltd

www.mstworld.com

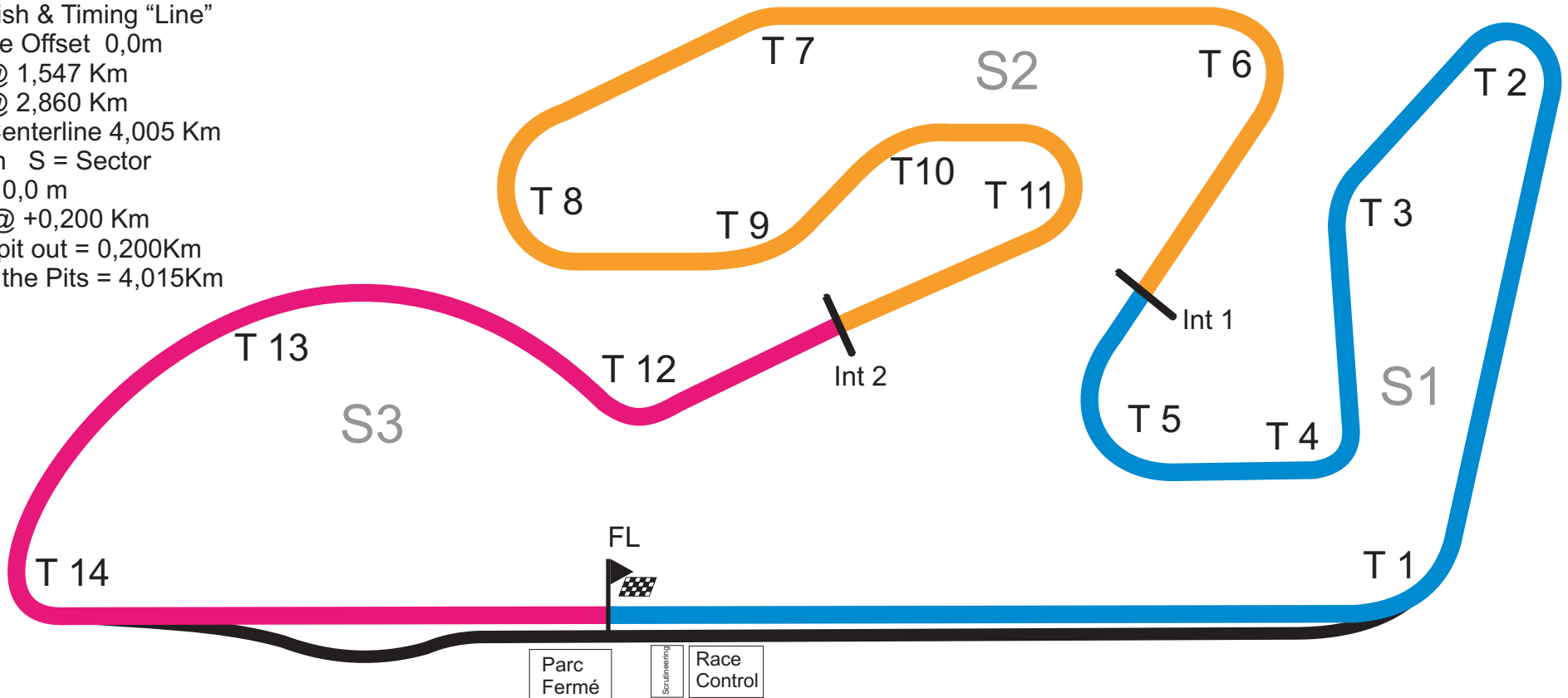


FIA FORMULA TWO
CHAMPIONSHIP

Races 1 & 2 - Valencia

29, 30 & 31 May 2009

- ▲ Start line
- ▣ Finish & Timing "Line"
- Start Line Offset 0,0m
- Int 1 = @ 1,547 Km
- Int 2 = @ 2,860 Km
- Circuit Centerline 4,005 Km
- T = Turn S = Sector
- Pit In @ 0,0 m
- Pit Out @ +0,200 Km
- Pit in to pit out = 0,200Km
- A lap by the Pits = 4,015Km



FIA Formula 2 Championship

FREE PRACTICE 1

POS	NO	CL	DRIVER	NAT	SPONSOR	TIME	LAPS	GAP	KPH
1	22		Andy SOUCEK	ESP	FK-Automotive	1:27.800	12		164.21
2	8		Tobias HEGEWALD	GER	Hegewald	1:28.174	17	0.374	163.51
3	12		Robert WICKENS	CAN	Red Bull Lukoil	1:28.377	13	0.577	163.14
4	25		Milos PAVLOVIC	SRB	Bobby Tech	1:28.593	11	0.793	162.74
5	14		Mirko BORTOLOTTI	ITA	Red Bull	1:28.664	16	0.864	162.61
6	15		Mikhail ALESHIN	RUS	Red Bull Lukoil	1:28.674	16	0.874	162.59
7	16		Edoardo PISCOPO	ITA	Auto Capital	1:28.802	16	1.002	162.36
8	7		Henry SURTEES	GBR	Surtees	1:28.822	13	1.022	162.32
9	27		German SANCHEZ	ESP	Go Karts Orihuela Costa	1:28.844	13	1.044	162.28
10	17		Carlos IACONELLI	BRA	Iaconelli.com	1:28.850	16	1.050	162.27
11	21		Kazim VASILIAUSKAS	LIT	Darsena	1:28.861	16	1.061	162.25
12	18		Natacha GACHNANG	SUI	Motorex	1:29.056	15	1.256	161.89
13	5		Alex BRUNDLE	GBR	Sen GAC Nasstar	1:29.217	14	1.417	161.60
14	4		Julien JOUSSE	FRA	E Leclerc	1:29.230	15	1.430	161.58
15	33		Philipp ENG	AUS	European Racing Events	1:29.403	14	1.603	161.27
16	2		Sebastian HOHENTHAL	SWE	Mafi Sweden Team	1:29.696	17	1.896	160.74
17	23		Henri KARJALAINEN	FIN	Everyman LTC Rakennus	1:29.718	14	1.918	160.70
18	20		Jens HOING	GER	Societe Generale Haskamp	1:29.924	16	2.124	160.33
19	31		Jason MOORE	GBR	Olney Tyres & Exhausts	1:29.943	14	2.143	160.30
20	3		Jolyon PALMER	GBR	Comma	1:30.226	13	2.426	159.79
21	24		Tom GLADDIS	GBR	Marrache & Co	1:30.398	17	2.598	159.49
22	11		Jack CLARKE	GBR	KSS Design Group	1:30.632	12	2.832	159.08
23	10		Nicola DE MARCO	ITA	I.T.A.S Spa	1:31.928	11	4.128	156.84
24	9		Pietro GANDOLFI	ITA	Piscine Laghetto	1:32.446	14	4.646	155.96
25	6		Armaan EBRAHIM	IND	JK Racing	27:53.919	2	26:26.119	8.61

Weather/Track: Sun 23°/Dry 37°

Valencia
Circuit Length = 4.0050 km.
Start: 09:45 End: 10:15

Race Director:	Steward:	Timekeeper:
----------------	----------	-------------

FIA Formula 2 Championship

Free Practice 1 - Sector Analysis Report

Lap S1 Time S1 Spd S2 Time S2 Spd S3 Time S3 Spd Lap Time Pit Lap S1 Time S1 Spd S2 Time S2 Spd S3 Time S3 Spd Lap Time Pit

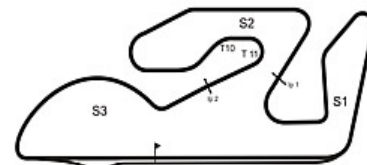
2 HOENTHAL				SWE Mafi Sweden Team				
1	11:11.274	35.863	27.519	12:14.656	10 34.183	31.488	24.246	1:29.917
2	37.676	32.908	25.411	1:35.995	11 34.040	31.782	27.205	1:33.027
3	36.970	32.608	24.554	1:34.132	12 34.151	31.926	43.528	1:49.605 Pit
4	34.495	34.238	24.596	1:33.329	13 1:57.855	31.902	24.435	2:54.192
5	34.098	31.375	24.604	1:30.077	14 34.115	31.472	24.109	1:29.696
6	35.082	31.988	24.122	1:31.192	15 34.073	31.570	24.216	1:29.859
7	34.100	31.900	24.294	1:30.294	16 34.031	35.139	29.042	1:38.212
8	34.205	31.715	33.748	1:39.668 Pit	17 34.243	31.633	26.067	1:31.943
9	3:26.899	33.355	24.685	4:24.939				

3 PALMER				GBR Comma				
1	11:12.580	35.519	27.476	12:15.575	8 34.209	33.543	34.263	1:42.015 Pit
2	37.449	33.012	25.511	1:35.972	9 10:52.628	32.134	24.826	11:49.588
3	36.953	32.414	24.962	1:34.329	10 34.346	31.689	24.477	1:30.512
4	34.537	31.729	24.641	1:30.907	11 34.139	31.539	24.548	1:30.226
5	34.374	31.708	24.949	1:31.031	12 34.339	32.089	24.615	1:31.043
6	37.386	35.232	24.854	1:37.472	13 34.657	31.683	24.694	1:31.034
7	34.793	32.994	25.956	1:33.743				

4 JOUSSE				FRA E Leclerc				
1	11:43.854	37.176	29.572	12:50.602	9 34.773	32.008	31.248	1:38.029 Pit
2	41.629	34.253	26.015	1:41.897	10 5:24.470	32.231	37.179	6:33.880 Pit
3	35.692	32.213	25.121	1:33.026	11 1:51.262	31.811	27.194	2:50.267
4	34.348	31.524	24.658	1:30.530	12 33.624	31.233	24.373	1:29.230
5	34.202	31.242	24.687	1:30.131	13 34.218	31.674	24.380	1:30.272
6	33.995	31.581	24.477	1:30.053	14 33.833	31.481	24.436	1:29.750
7	34.002	31.559	24.575	1:30.136	15 36.163	31.913	24.334	1:32.410
8	33.931	31.576	24.577	1:30.084				

5 BRUNDLE				GBR Sen GAC Nasstar				
1	10:51.867	36.643		11:50.300	9 3:51.452	31.872	24.842	4:48.166
2	41.239	31.936	24.749	1:37.924	10 1:51.959	31.522	24.630	2:48.111
3	34.703	31.368	24.466	1:30.537	11 33.667	34.806	38.868	1:47.341 Pit
4	33.848	31.562	26.686	1:32.096	12 4:03.702	31.875	24.533	5:00.110
5	34.068	31.678	24.504	1:30.250	13 34.192	32.030	30.032	1:36.254
6	33.804	31.735	24.463	1:30.002	14 34.310	32.532	24.636	1:31.478
7	33.469	31.423	24.325	1:29.217				
8	33.534	31.542	31.405	1:36.481 Pit				

6 EBRAHIM				IND JK Racing				
1	11:33.749	1:01.260	1:03.053	13:38.062 Pit				
2	26:40.915	41.875	31.129	27:53.919				



Weather/Track: Sun 23° / Dry 37°

Circuit Length - 4.005 kilometres
Circuit Ricardo Tormo
Valencia

FIA Formula 2 Championship

Free Practice 1 - Sector Analysis Report

Lap S1 Time S1 Spd S2 Time S2 Spd S3 Time S3 Spd Lap Time Pit Lap S1 Time S1 Spd S2 Time S2 Spd S3 Time S3 Spd Lap Time Pit

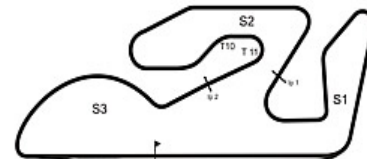
7 SURTEES				GBR		Surtees					
1	10:55.856	33.765	25.483	218.6	11:55.104	8	9:20.069	31.977	36.529	10:28.575	<i>Pit</i>
2	37.849	32.243	24.531		1:34.623	9	1:57.497	31.950	24.564	2:54.011	
3	35.490	31.540	24.298		1:31.328	10	34.513	31.614	24.800	1:30.927	
4	34.156	31.320	24.845		1:30.321	11	34.533	31.665	24.304	1:30.502	
5	33.997	35.853	27.335		1:37.185	12	33.914	31.539	24.351	1:29.804	
6	33.586	31.111	24.125		1:28.822	13	34.011	31.774	24.353	1:30.138	
7	33.551	31.242	30.370		1:35.163						<i>Pit</i>

8 HEGEWALD				GER		Hegewald				
1	11:22.130	38.750	28.880	12:29.760	10	3:34.215	31.804	24.118	4:30.137	
2	35.355	35.103	25.478	1:35.936	11	33.559	31.125	24.011	1:28.695	
3	33.248	31.336	24.238	1:28.822	12	36.339	41.699	44.137	2:02.175	<i>Pit</i>
4	42.358	36.732	25.045	1:44.135	13	1:13.299	31.386	29.845	2:14.530	
5	33.340	30.915	23.922	1:28.177	14	33.558	31.297	23.937	1:28.792	
6	33.198	30.963	24.013	1:28.174	15	33.860	31.617	24.171	1:29.648	
7	34.840	32.580	24.119	1:31.539	16	33.679	31.704	24.312	1:29.695	
8	33.450	31.378	23.926	1:28.754	17	33.775	31.560	27.298	1:32.633	
9	33.595	31.636	30.713	1:35.944						<i>Pit</i>

9 GANDOLFI				ITA		Piscine Laghetto				
1	10:57.303	38.492	28.505	12:04.300	9	34.695	33.146	25.895	1:33.736	
2	38.609	35.131	27.151	1:40.891	10	35.286	33.009	25.036	1:33.331	
3	36.999	33.177	25.758	1:35.934	11	35.195	32.669	25.163	1:33.027	
4	35.535	32.835	25.520	1:33.890	12	36.909	34.087	36.232	1:47.228	<i>Pit</i>
5	35.145	32.200	25.101	1:32.446	13	4:05.882	33.763	25.479	5:05.124	
6	35.168	40.490	28.418	1:44.076	14	35.023	32.249	25.828	1:33.100	
7	37.906	34.143	26.074	1:38.123						
8	35.663	33.045	25.320	1:34.028						

10 DE MARCO				ITA		I.T.A.S Spa				
1	11:03.364	38.100	28.390	12:09.854	7	34.212	32.453	35.596	1:42.261	<i>Pit</i>
2	39.276	34.510	25.961	1:39.747	8	4:08.750	32.305	32.247	5:13.302	<i>Pit</i>
3	40.297	36.457	26.450	1:43.204	9	3:29.063	31.780	38.466	4:39.309	<i>Pit</i>
4	35.552	33.013	24.778	1:33.343	10	1:56.376	32.415	26.510	2:55.301	
5	34.571	32.508	24.920	1:31.999	11	36.842	35.765	39.377	1:51.984	<i>Pit</i>
6	35.064	31.932	24.932	1:31.928						

11 CLARKE				GBR		KSS Design Group					
1	11:13.783	36.507	27.229	12:17.519	8	35.146	31.659	31.196	1:38.001	<i>Pit</i>	
2	36.772	32.591	25.402	1:34.765	9	8:11.594	31.888	24.649	9:08.131		
3	38.267	39.088	26.523	1:43.878	10	34.032	31.324	25.276	1:30.632		
4	34.734	33.182	24.751	1:32.667	11	37.142	32.010	24.332	1:33.484		
5	34.236	32.514	29.671	1:36.421	<i>Pit</i>	12	34.110	1:35.814	37.296	2:47.220	<i>Pit</i>
6	2:36.568	31.416	24.811	3:32.795							
7	34.303	31.957	24.432	1:30.692							



Weather/Track: Sun 23° / Dry 37°

Circuit Length - 4.005 kilometres
Circuit Ricardo Tormo
Valencia

FIA Formula 2 Championship

Free Practice 1 - Sector Analysis Report

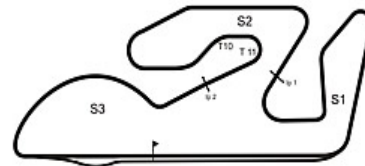
Lap S1 Time S1 Spd S2 Time S2 Spd S3 Time S3 Spd Lap Time Pit Lap S1 Time S1 Spd S2 Time S2 Spd S3 Time S3 Spd Lap Time Pit

12 WICKENS				CAN	Red Bull Lukoil				
1	11:52.126	41.977	27.459	13:01.562	8	33.171	31.720	24.030	1:28.921
2	37.429	33.653	25.593	1:36.675	9	33.243	31.492	30.381	1:35.116 Pit
3	34.477	31.423	27.285	1:33.185	10	9:03.797	31.401	23.974	9:59.172
4	46.150	38.726	27.550	1:52.426	11	33.321	31.207	24.264	1:28.792
5	33.564	31.201	24.006	1:28.771	12	35.789	31.684	24.274	1:31.747
6	33.137	31.191	24.049	1:28.377	13	34.458	32.269	24.110	1:30.837
7	38.270	33.438	24.286	1:35.994					

14 BORTOLOTTI				ITA	Red Bull				
1	11:39.649	34.461	26.098	12:40.208	10	33.534	31.369	23.946	1:28.849
2	36.756	33.872	25.737	1:36.365	11	34.919	31.561	24.270	1:30.750
3	35.044	35.530	25.380	1:35.954	12	33.547	31.769	44.067	1:49.383 Pit
4	33.661	31.374	24.147	1:29.182	13	2:56.496	31.392	24.258	3:52.146
5	33.373	31.248	24.043	1:28.664	14	33.776	31.942	24.102	1:29.820
6	33.520	31.917	33.053	1:38.490 Pit	15	33.603	32.062	24.312	1:29.977
7	3:16.480	31.940	24.463	4:12.883	16	33.750	31.980	24.168	1:29.898
8	33.467	31.743	24.172	1:29.382					
9	33.512	31.730	24.105	1:29.347					

15 ALESHIN				RUS	Red Bull Lukoil				
1	11:07.496	36.415	26.048	12:09.959	10	5:01.893	31.464	24.793	5:58.150
2	35.825	32.399	25.279	1:33.503	11	33.614	34.438	38.945	1:46.997 Pit
3	34.398	31.985	25.056	1:31.439	12	1:46.594	31.954	24.534	2:43.082
4	33.909	31.348	24.363	1:29.620	13	33.476	31.330	24.156	1:28.962
5	33.461	31.101	24.271	1:28.833	14	33.355	31.354	24.139	1:28.848
6	33.626	31.320	24.367	1:29.313	15	39.326	35.200	27.815	1:42.341
7	33.601	31.372	26.064	1:31.037	16	33.759	31.541	24.005	1:29.305
8	33.458	31.134	24.082	1:28.674					
9	35.065	32.249	31.228	1:38.542 Pit					

16 PISCOPO				ITA	Auto Capital				
1	11:17.403	36.045	26.444	12:19.892	10	33.494	31.228	24.080	1:28.802
2	37.031	34.142	25.475	1:36.648	11	33.576	31.201	39.352	1:44.129 Pit
3	35.466	33.692	24.953	1:34.111	12	2:10.572	31.445	24.283	3:06.300
4	33.792	31.541	24.192	1:29.525	13	33.710	31.076	24.200	1:28.986
5	33.639	31.124	24.207	1:28.970	14	33.803	31.275	24.132	1:29.210
6	34.530	32.327	32.035	1:38.892 Pit	15	34.283	33.703	26.940	1:34.926
7	4:19.467	33.241	24.490	5:17.198	16	34.602	31.842	24.407	1:30.851
8	34.306	31.281	23.937	1:29.524					
9	33.522	31.207	24.248	1:28.977					



Weather/Track: Sun 23° /Dry 37°

Circuit Length - 4.005 kilometres
Circuit Ricardo Tormo
Valencia

FIA Formula 2 Championship

Free Practice 1 - Sector Analysis Report

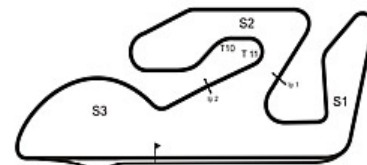
Lap S1 Time S1 Spd S2 Time S2 Spd S3 Time S3 Spd Lap Time Pit Lap S1 Time S1 Spd S2 Time S2 Spd S3 Time S3 Spd Lap Time Pit

17 IACONELLI				BRA laconelli.com					
1	12:19.386	35.569	29.965	13:24.920	10	4:12.381	33.149	25.245	5:10.775
2	34.408	31.028	24.183	1:29.619	11	37.008	43.553	42.762	2:03.323 Pit
3	33.321	33.266	23.942	1:30.529	12	1:11.626	33.840	26.069	2:11.535
4	33.380	31.059	25.873	1:30.312	13	33.677	31.279	24.260	1:29.216
5	33.455	31.379	24.016	1:28.850	14	33.726	31.545	24.228	1:29.499
6	33.510	31.477	24.149	1:29.136	15	33.682	33.720	25.940	1:33.342
7	36.462	31.994	24.735	1:33.191	16	34.112	32.162	31.838	1:38.112 Pit
8	33.508	31.491	23.970	1:28.969					
9	35.773	31.992	31.200	1:38.965 Pit					

18 GACHNANG				SUI Motorex					
1	11:12.454	37.331	27.276	12:17.061	9	33.568	31.328	24.160	1:29.056
2	37.076	34.425	25.890	1:37.391	10	33.587	31.366	24.287	1:29.240
3	36.323	34.366	26.157	1:36.846	11	4:22.032	31.598	24.551	5:18.181
4	34.659	31.897	24.112	1:30.668	12	33.921	31.687	24.206	1:29.814
5	34.107	31.461	24.139	1:29.707	13	33.806	32.197	24.590	1:30.593
6	34.309	33.833	31.161	1:39.303 Pit	14	35.314	32.430	24.211	1:31.955
7	4:15.050	31.685	24.619	5:11.354	15	34.107	31.685	24.431	1:30.223
8	34.097	31.579	24.308	1:29.984					

20 HOING				GER Societe Generale Haskamp					
1	12:19.256	39.139	28.895	13:27.290	10	34.976	35.770	26.592	1:37.338
2	39.584	34.559	25.736	1:39.879	11	34.394	32.135	24.609	1:31.138
3	35.741	32.277	25.367	1:33.385	12	39.088	33.396	25.164	1:37.648
4	34.513	31.572	24.597	1:30.682	13	34.224	32.698	43.498	1:50.420 Pit
5	34.107	31.443	24.374	1:29.924	14	4:08.740	33.187	26.324	5:08.251
6	34.030	32.005	26.906	1:32.941	15	34.587	31.975	24.878	1:31.440
7	34.680	32.009	25.112	1:31.801	16	34.430	31.850	24.637	1:30.917
8	34.604	31.743	24.708	1:31.055					
9	34.363	32.240	24.850	1:31.453					

21 VASILIAUSKAS				LIT Darsena					
1	10:49.876	34.022	26.206	11:50.104	10	33.478	31.363	24.192	1:29.033
2	34.750	32.666	25.596	1:33.012	11	33.491	31.399	24.116	1:29.006
3	34.569	31.375	24.125	1:30.069	12	4:13.518	31.140	24.339	5:08.997
4	33.503	31.235	24.123	1:28.861	13	33.372	31.583	24.167	1:29.122
5	33.595	31.433	24.203	1:29.231	14	33.601	31.438	24.287	1:29.326
6	33.704	31.350	24.044	1:29.098	15	33.722	31.999	24.252	1:29.973
7	35.703	34.335	31.343	1:41.381 Pit	16	33.721	31.756	24.295	1:29.772
8	3:11.847	31.316	24.525	4:07.688					
9	33.716	31.280	24.089	1:29.085					



Weather/Track: Sun 23° / Dry 37°

Circuit Length - 4.005 kilometres
Circuit Ricardo Tormo
Valencia

FIA Formula 2 Championship

Free Practice 1 - Sector Analysis Report

Lap S1 Time S1 Spd S2 Time S2 Spd S3 Time S3 Spd Lap Time Pit Lap S1 Time S1 Spd S2 Time S2 Spd S3 Time S3 Spd Lap Time Pit

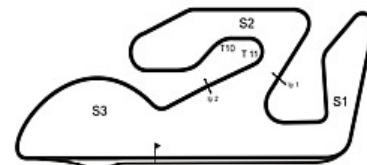
22 SOUCEK				ESP	FK-Automotive				
1	12:35.012	39.075	28.545	13:42.632	8	35.220	32.561	31.841	1:39.622 Pit
2	43.621	43.931	31.461	1:59.013	9	9:29.898	32.289	24.318	10:26.505
3	35.903	33.989	24.978	1:34.870	10	33.679	33.971	24.530	1:32.180
4	33.353	30.805	23.759	1:27.917	11	33.500	31.334	25.874	1:30.708
5	32.937	30.984	24.023	1:27.944	12	33.491	33.069	24.215	1:30.775
6	41.010	41.332	24.045	1:46.387					
7	33.093	30.931	23.776	1:27.800					

23 KARJALAINEN				FIN	Everyman LTC Rakennus				
1	11:41.856	37.191	27.938	12:46.985	9	4:08.441	31.842	24.964	5:05.247
2	37.275	35.639	25.955	1:38.869	10	34.959	1:52.541	39.794	3:07.294 Pit
3	35.180	31.989	24.877	1:32.046	11	2:46.197	32.401	24.787	3:43.385
4	34.127	31.693	24.543	1:30.363	12	34.541	32.303	25.085	1:31.929
5	33.845	31.274	24.599	1:29.718	13	34.671	32.008	24.970	1:31.649
6	34.141	31.636	24.610	1:30.387	14	34.661	32.328	24.558	1:31.547
7	34.663	32.154	24.773	1:31.590					
8	34.178	31.409	32.581	1:38.168 Pit					

24 GLADDIS				GBR	Marrache & Co				
1	11:17.139	37.375	28.008	12:22.522	10	34.348	32.008	34.462	1:40.818 Pit
2	37.057	33.518	25.215	1:35.790	11	3:02.375	35.533	25.022	4:02.930
3	34.751	34.016	25.109	1:33.876	12	34.620	32.802	44.406	1:51.828 Pit
4	34.660	31.587	24.636	1:30.883	13	1:38.283	34.523	25.405	2:38.211
5	34.626	31.766	24.791	1:31.183	14	35.498	31.833	24.901	1:32.232
6	34.529	32.574	24.369	1:31.472	15	34.165	31.720	24.533	1:30.418
7	34.766	31.480	24.660	1:30.906	16	34.325	32.771	24.611	1:31.707
8	34.159	31.399	24.889	1:30.447	17	34.408	31.852	24.612	1:30.872
9	34.293	31.525	24.580	1:30.398					

25 PAVLOVIC				SRB	Bobby Tech				
1	16:22.834	37.004	32.958	17:32.796	7	8:24.650	31.964	24.401	9:21.015
2	34.562	31.596	24.316	1:30.474	8	33.517	31.148	24.119	1:28.784
3	33.498	31.287	24.278	1:29.063	9	33.497	31.525	24.834	1:29.856
4	33.534	30.966	24.093	1:28.593	10	33.568	32.656	24.918	1:31.142
5	37.110	32.955	24.407	1:34.472	11	33.692	31.717	24.353	1:29.762
6	33.619	31.760	32.172	1:37.551 Pit					

27 SANCHEZ				ESP	Go Karts Orihuela Costa				
1	12:32.806	37.350	27.080	13:37.236	8	33.673	31.017	24.154	1:28.844
2	38.683	33.624	26.083	1:38.390	9	33.730	31.212	24.938	1:29.880
3	37.939	32.140	24.574	1:34.653	10	33.759	31.797	24.362	1:29.918
4	33.997	30.897	24.170	1:29.064	11	6:14.904	31.735	24.486	7:11.125
5	34.983	31.834	30.427	1:37.244 Pit	12	34.030	31.422	24.254	1:29.706
6	2:52.584	32.931	24.497	3:50.012	13	33.867	31.580	25.589	1:31.036
7	34.108	31.211	24.512	1:29.831					



Weather/Track: Sun 23° / Dry 37°

Circuit Length - 4.005 kilometres
Circuit Ricardo Tormo
Valencia

FIA Formula 2 Championship

Free Practice 1 - Sector Analysis Report

Lap S1 Time S1 Spd S2 Time S2 Spd S3 Time S3 Spd Lap Time Pit Lap S1 Time S1 Spd S2 Time S2 Spd S3 Time S3 Spd Lap Time Pit

31 MOORE

GBR

Olney Tyres & Exhausts

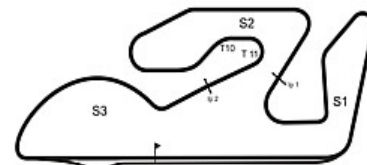
1	11:45.106	36.671	28.407	12:50.184	9	36.542	42.853	43.303	2:02.698	Pit
2	35.603	32.206	24.603	1:32.412	10	1:11.991	32.119	26.457	2:10.567	
3	34.843	32.010	25.181	1:32.034	11	34.623	31.441	24.350	1:30.414	
4	34.695	31.607	24.647	1:30.949	12	34.348	31.696	24.325	1:30.369	
5	34.211	31.506	24.226	1:29.943	13	34.160	32.528	25.048	1:31.736	
6	34.861	32.816	24.694	1:32.371	14	34.549	31.673	28.967	1:35.189	
7	35.697	32.087	31.053	1:38.837						Pit
8	7:44.529	31.851	24.474	8:40.854						

33 ENG

AUS

European Racing Events

1	12:07.461	35.372	27.711	13:10.544	9	33.801	31.434	31.303	1:36.538	Pit
2	37.672	33.060	28.104	1:38.836	10	7:47.669	31.314	24.700	8:43.683	
3	35.963	38.281	30.819	1:45.063	11	33.942	31.410	24.187	1:29.539	
4	34.207	31.646	24.400	1:30.253	12	33.865	31.533	24.365	1:29.763	
5	33.849	31.270	24.284	1:29.403	13	33.939	34.461	24.979	1:33.379	
6	33.977	31.361	24.335	1:29.673	14	34.203	31.635	31.990	1:37.828	Pit
7	33.895	31.301	24.274	1:29.470						
8	33.885	31.656	24.406	1:29.947						



Weather/Track: Sun 23° / Dry 37°

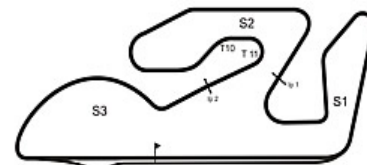
Circuit Length - 4.005 kilometres
Circuit Ricardo Tormo
Valencia

FIA Formula 2 Championship

Free Practice 1 - Best Sector Times Report

POS	NO	SECTOR 1		SECTOR 2		SECTOR 3		IDEAL/BEST LAP COMPARISON							
		TIME	LAP	NO	TIME	LAP	NO	TIME	LAP	NO	NAME	IDEAL	BEST	LAP	DIFF
1	22	32.937	5	22	30.805	4	22	23.759	4	22	SOUCEK	1:27.501	1:27.800	7	+ 0.299
2	12	33.137	6	27	30.897	4	8	23.922	5	8	HEGEWALD	1:28.035	1:28.174	6	+ 0.139
3	8	33.198	6	8	30.915	5	16	23.937	8	17	IACONELLI	1:28.291	1:28.850	5	+ 0.559
4	17	33.321	3	25	30.966	4	17	23.942	3	12	WICKENS	1:28.302	1:28.377	6	+ 0.075
5	15	33.355	14	17	31.028	2	14	23.946	10	15	ALESHIN	1:28.461	1:28.674	8	+ 0.213
6	21	33.372	13	16	31.076	13	12	23.974	10	16	PISCOPO	1:28.507	1:28.802	10	+ 0.295
7	14	33.373	5	15	31.101	5	15	24.005	16	21	VASILIAUSK	1:28.556	1:28.861	4	+ 0.305
8	5	33.469	7	7	31.111	6	21	24.044	6	25	PAVLOVIC	1:28.556	1:28.593	4	+ 0.037
9	16	33.494	10	21	31.140	12	25	24.093	4	14	BORTOLOTT	1:28.567	1:28.664	5	+ 0.097
10	25	33.497	9	12	31.191	6	2	24.109	14	27	SANCHEZ	1:28.724	1:28.844	8	+ 0.120
11	7	33.551	7	4	31.233	12	18	24.112	4	7	SURTEES	1:28.787	1:28.822	6	+ 0.035
12	18	33.568	9	14	31.248	5	7	24.125	6	18	GACHNANG	1:29.008	1:29.056	9	+ 0.048
13	4	33.624	12	33	31.270	5	27	24.154	8	5	BRUNDLE	1:29.162	1:29.217	7	+ 0.055
14	27	33.673	8	23	31.274	5	33	24.187	11	4	JOUSSE	1:29.191	1:29.230	12	+ 0.039
15	33	33.801	9	11	31.324	10	31	24.226	5	33	ENG	1:29.258	1:29.403	5	+ 0.145
16	23	33.845	5	18	31.328	9	5	24.325	7	2	HOHENTHAL	1:29.515	1:29.696	14	+ 0.181
17	20	34.030	6	5	31.368	3	11	24.332	11	23	KARJALAIN	1:29.662	1:29.718	5	+ 0.056
18	2	34.031	16	2	31.375	5	4	24.334	15	11	CLARKE	1:29.688	1:30.632	10	+ 0.944
19	11	34.032	10	24	31.399	8	24	24.369	6	31	MOORE	1:29.827	1:29.943	5	+ 0.116
20	3	34.139	11	31	31.441	11	20	24.374	5	20	HOING	1:29.847	1:29.924	5	+ 0.077
21	24	34.159	8	20	31.443	5	3	24.477	10	24	GLADDIS	1:29.927	1:30.398	9	+ 0.471
22	31	34.160	13	3	31.539	11	23	24.543	4	3	PALMER	1:30.155	1:30.226	11	+ 0.071
23	10	34.212	7	10	31.780	9	10	24.778	4	10	DE MARCO	1:30.770	1:31.928	6	+ 1.158
24	9	34.695	9	9	32.200	5	9	25.036	10	9	GANDOLFI	1:31.931	1:32.446	5	+ 0.515
25	6	11:33.74	1	6	41.875	2	6	31.129	2	6	EBRAHIM	12:46.753	13:38.062	1	+ 51.30

'Perfect Lap' - 1:27.501



Weather/Track: Sun 23°/Dry 37°

Circuit Length - 4.005 kilometres
Circuit Ricardo Tormo
Valencia